ABBREVIAZIONI

S.R. = Stacco-Riattacco
Rev. = Revisione
Sost. = Sostituzione

S.R.
Trattore già in officina, scarico dei liquidi e dei fluidi, stacco e successivo riattacco del gruppo interessato, rifornimento dei liquidi e dei fluidi, prova funzionale del trattore a fine intervento.
Rev.
Smontaggio e rimontaggio dei particolari componenti, di un gruppo già staccato. Comprende inoltre il controllo e la sostituzione dei particolari danneggiati e le necessarie registrazioni con le attrezzature specifiche previste.
Sost.
Sostituzione di uno o più particolari da trattore completo o da gruppi già staccati.

ALTRE ABBREVIAZIONI

D. o S. = Destro o sinistro
2RM = Due ruote motrici
4RM = Quattro ruote motrici
Post. = Posteriore
Ant. = Anteriore

CODICE OPERAZIONE

I codici operazione riportati nel presente tempario sono così composti:
- Le prime due oppure tre cifre (numeri) poste prima del trattino indicano il gruppo (**10** - Motore, **20** - Frizione, ecc.).
  Nelle pagine successive sono elencati tutti i gruppi componenti il presente Tempario.
- Le successive una oppure due oppure tre cifre (numeri) indicano i sottogruppi in cui si dividono i vari gruppi (20-**05** - Scatola frizione, 20-**15** - Frizione, ecc.).
  Nella prima pagina di ogni gruppo sono elencati tutti i sottogruppi componenti il gruppo medesimo.
- Le successive cinque cifre (numeri) indicano l'operazione da eseguire nel gruppo/sottogruppo interessato.
- L'ultima cifra (lettera **A** oppure **B** oppure **C**) indica il tipo di operazione da eseguire, più precisamente:
- La lettera **A** è collegata a tutte le operazioni di **STACCO-RIATTACCO** o **SOSTITUZIONE** partendo da macchina completa;
- La lettera **B** è collegata a tutte le operazioni di **STACCO-RIATTACCO** o **SOSTITUZIONE** partendo da macchina dalla quale sono stati precedentemente staccati uno o più particolari;
- La lettera **C** è collegata a tutte le operazioni di **REVISIONE** con gruppo/sottogruppo da revisionare già staccato dal trattore.

Nota: di fianco al titolo di ogni tavola del Tempario sono riportati, fra parentesi, i gruppi del Catalogo Parti di Ricambio dove trovare tutti i particolari interessati alle operazioni indicate nella tavola in oggetto.
Questi sono i gruppi del Catalogo Parti di Ricambio dove trovare tutti i particolari interessati a tutte le operazioni indicate in questa tavola del Tempario.

I tempi indicati nelle colonne dei modelli trattore sono relativi alla sola operazione corrispondente. Nella Segnalazione Reclamo dovranno quindi essere riportati i vari tempi relativi a tutte le operazioni eseguite sul gruppo/sottogruppo interessato.

A questo scopo a sinistra della colonna Codice (Codice operazione) è stata inserita la colonna Op. prec. (Operazione precedente) dove, in corrispondenza delle operazioni con ultima lettera **B** oppure **C**, è indicata l'operazione che deve essere eseguita in precedenza.
Nel caso che nella colonna Op. prec. siano indicate due o più operazioni, nella Segnalazione Reclamo dovrà essere riportato il tempo di una sola di queste operazioni, che indicherà l'esatta operazione eseguita in precedenza.
Fanno eccezione alcune operazioni divise dalla lettera ''e'' che dovranno essere eseguite come specificato nel testo della operazione in oggetto.

I tempi sono indicati in centesimi di ora (0,10 = 6 minuti, 0,15 = 9 minuti, 0,20 = 12 minuti, ecc.).

I puntini che compaiono nelle colonne dei modelli trattore in corrispondenza delle varie operazioni, indicano che queste operazioni sono applicabili ai modelli interessati.
Qualora il puntino non compaia nelle colonna di un modello trattore l'operazione in oggetto non può essere applicata a quel trattore.

Le operazioni di stacco e riattacco o sostituzione di particolari facenti parte dell'impianto di condizionamento (compressore, tubazioni, filtro disidratatore, ecc…) non sono comprensive dell'operazione di ricarica dell'impianto stesso.
Le operazioni di stacco e riattacco della cabina oppure di stacco e riattacco del gruppo condizionatore sono invece comprensive anche delle operazioni di recupero del gas refrigerante e della successiva ricarica.

Le operazioni di stacco e riattacco o sostituzione di particolari facenti parte dell'impianto dei freni (dischi freni, pompe freni, attuatori, tubazioni, ecc…) non sono comprensive dello spurgo dell'aria dell'impianto stesso.
Le operazioni di stacco e riattacco della cabina o della piattaforma sono invece comprensive anche dello spurgo dell'aria dell'impianto freni.

Di seguito sono riportati alcuni esempi di compilazione di Segnalazioni Reclamo.

Esempio n. 1:
Supponiamo di dover sostituire la guarnizione o-ring del coperchio albero condotto cambio per **trattore standard 4 ruote motrici con cabina e cambio versione 12 x 12**,
Per poter eseguire questa operazione è prima necessario separare la scatola frizione dalla scatola trasmissione posteriore, come descritto nel testo della operazione stessa.
I codici operazione che dovranno essere immessi nella Segnalazione Reclamo sono:
- 25-10 100 50B - Coperchio albero condotto cambio - Sost. a scatola frizione separata dalla scatola trasmissione posteriore = **0,35 ore**.
Nella colonna Op. prec. in corrispondenza della operazione 25-10 100 50B sono elencate tutte le possibili operazioni di separazione della scatola frizione da scatola trasmissione posteriore, scegliamo quella relativa al modello standard 4 ruote motrici con cabina e cioè:
- 00-100 100 18A - Separazione scatola frizione da scatola trasmissione posteriore per trattore **4RM con cabina = 8,40 ore**.
Il tempo totale da richiedere quindi sarà dato dalla somma dei tempi della operazione **25-10 100 50B** più il tempo della operazione **00-100 100 18A** e cioè:
0,35 + 8,40 = 8,75 ore.

Esempio n. 2
Supponiamo di dover sostituire la guarnizione del cilindro sollevatore meccanico posteriore per **trattore frutteto con cabina**.
Per poter eseguire questa operazione è prima necessario staccare la cabina e successivamente il sollevatore posteriore.
I codici operazione che dovranno essere immessi nella Segnalazione Reclamo sono:
- 30-60 100 20B - Sollevatore post. staccato - S.R. albero bracci e cilindro sollevamento = **0,30 ore**.
Nella colonna Op. prec. in corrispondenza della operazione 30-60 100 20B è indicata l'operazione da eseguire in precedenza e cioè:
- 30-60 100 14B - Sollevatore meccanico post. - S.R. a piattaforma e cabina staccate = **0,80 ore**.
Nella colonna Op. prec. in corrispondenza della operazione 30-60 100 14B sono indicate le operazioni di stacco-riattacco della piattaforma o della cabina. Per trattore frutteto con cabina l'operazione da scegliere è quindi:
- 110-10 100 10A - Complessivo cabina - S.R. = **6,00 ore**.
Il tempo totale da richiedere quindi sarà dato dalla somma dei tempi della operazione **30-60 100 20B** più il tempo della operazione **30-60 100 14B** più il tempo della operazione **110-10 100 10A** e cioè: **0,30 + 0,80 + 6,00 = 7,10 ore**.

Esempio n. 3
Supponiamo di dover sostituire la guarnizione dell'albero ruota motrice riduttore **destro per trattore vigneto**.
Per poter eseguire questa operazione è prima necessario staccare la scatola riduttore destro.
I codici operazione che dovranno essere immessi nella Segnalazione Reclamo sono:
- 30-20 100 28B -Albero ruota motrice - S.R. a scatola riduttore staccata = **0,70 ore**.
Nella colonna Op. prec. in corrispondenza della operazione **30-20 100 28B** sono elencate le possibili operazioni di stacco e riattacco delle scatole riduttori destro o sinistro. Scegliamo quella relativa al riduttore destro e cioè:
- 30-20 100 10A - Scatola riduttore D. complessivo - S.R. = **2,20 ore**.
Il tempo totale da richiedere quindi sarà dato dalla somma dei tempi della operazione **30-20 100 28B** più il tempo della operazione **30-20 100 10A** e cioè:
0,70 + 2,20 = 2,90 ore.

ABBREVIATIONS

R./I. = Remove/Install
Ov. = Overhaul
Rep. = Replacement

R./I.
Tractor already in workshop, discharge of liquids and fluids, removal and successive installation of the involved unit, liquids and fluids supplying, tractor test at the end of the operation.
Ov.
Disassembly and reassembly of the parts of a unit already detached. This operation also involves the check and the replacement of the damaged parts and the necessary adjustments with the specific equipment requested.
Rep.
Replacement of one or more parts from the tractor or from the already detached units.

OTHER ABBREVIATIONS

RH or LH = Right-hand side or left-hand side
2RM = Two driving wheels
4RM = Four driving wheels

OPERATION CODES

The Operation Codes reported in this flat rate time schedule feature the following characteristics:
- The first two or three digits (numbers) placed before the dash indicate the unit (**10** - Engine, **20** - Clutch, etc.). In the following pages you will find listed all the components of this flat rate time schedule.
- The following one, two or three digits (numbers) indicate the subassemblies of the various units (20-0**5** - Clutch housing, 20-**15** - Clutch, etc.). On the first page of each unit you will find listed all the subassemblies of that unit.
- The following five digits (numbers) indicate the operation to be carried out in the unit/subassembly concerned.
- The final digit (letter **A**, **B** or **C**) indicates the operation to be carried out, more precisely:
- Letter **A** is for all the **REMOVE-INSTALL** or **REPLACEMENT** operations starting from complete machine;
- Letter **B** is for all the **REMOVE-INSTALL** or **REPLACEMENT** operations to be carried out when one or more parts have already been detached from the machine;
- Letter **C** is for all the **OVERHAUL** operations with the unit/subassembly to be overhauled already detached from the tractor.

Note: Beside the title of each Flat rate time schedule are the Spare Parts Catalogue groups including all details regarding operations indicated in due table. These are the Spare Parts Catalogue groups including all details regarding all operations indicated in this Flat rate time schedule table.

The times indicated in the tractor model columns are relevant only to the corresponding operation. The various times relevant to all the operations carried out on the unit/subassembly involved are to be reported in the Claim.

For this reason you will find, to the left of the Code column (operation Code), the Previous Op. column (Previous Operation) where, next to the operations with final letter **B** or **C**, the operation to be previously executed is indicated.
If in the Previous Op. column two or more operations are indicated, the Claim will have to report the time of just one of these operations, which will indicate the exact operation previously executed.
With the exception of some operations divided by the letter “e” which will have to be carried out as described in the text of the operation concerned.

Times are indicated as hundredths of an hour (0,10 = 6 minutes, 0,15 = 9 minutes, 0,20 = 12 minutes, etc.).

The dots indicated in the tractor model columns next to the various operations, indicate that these operations can be applied to the models concerned.
If the dot is not indicated in the tractor model column the operation concerned cannot be applied to that tractor.

The remove, install or replacement operations of the air conditioning system components (compressor, pipes, dehydrating filter, etc.) do not include the recharging operations of the system itself.
On the contrary the remove and install operations of the cab or the air conditioning system also include the recovery operations of the refrigerant gas and the subsequent recharge.

The remove, install or replacement operations of the brake system components (brake discs, brake cylinders, actuators, pipes, etc.) do not include the air bleeding from the system itself.
On the contrary the remove and install operations of the cab or the platform also include the air bleeding from the brake system.

You will find below some examples of how to fill in a Claim.

Example no. 1:
Supposing you need to replace the O-ring of the transmission driven shaft cover for **standard tractor featuring 4 driving wheels, cab and 12 x 12 gearbox version**.
In order to carry out this operation it is necessary to first separate the clutch housing from the rear transmission housing, as explained in the description of the operation.
The operation codes to be used for the Claim are:
- 25-10 100 50B - Transmission driven shaft cover - Rep. w/clutch housing splitted from the rear transmission housing = **0,35 hours**.
In the Previous Op. column, next to the operation 25-10 100 50B, you will find listed all the possible detachment operations of the clutch housing from the rear transmission housing; choose the one relevant to the standard model featuring four driving wheels and a cab, as follows:
- 00-100 100 18A - Splitting - clutch housing/rear transmission housing for **4WD tractor w/cab = 8,40 hours**.
Therefore the total time to be claimed is the result of the time for the operation **25-10 100 50B** plus the time for the operation **00-100 100 18A**, that is to say: **0,35 + 8,40 = 8,75 hours**.

Example no. 2
Supposing you need to replace the rear mechanical lift cylinder gasket for **orchard tractor with cab**.
In order to carry out this operation it is necessary to first detach the cab and subsequently the rear lift.
The operation codes to be used for the Claim are:
- 30-60 100 20B - Rear lift, removed - R./I. arm shaft and lift cylinder = **0,30 hours**.
In the Previous Op. column, next to the operation 30-60 100 20B, you will find the operation to be previously executed as follows:
- 30-60 100 14B - Mechanical rear lift - R./I. w/platform and cab removed = **0,80 hours**.
In the Previous Op. column, next to the operation 30-60 100 14B, you will find the remove/install operations of platform or cab. Therefore for the orchard tractor with cab the operation to be chosen is the following one:
- 110-10 100 10A - Cab assembly - R./I. = **6,00 hours**.
Therefore the total time to be claimed is the result of the time for the operation **30-60 100 20B** plus the time for the operation **30-60 100 14B**, plus the time for the operation **110-10 100 10A**, that is to say: **0,30 + 0,80 + 6,00 = 7,10 hours**.

Example no. 3
Supposing you need to replace the driving wheel shaft gasket of the right-hand final drive case assembly for **vineyard tractor**.
In order to carry out this operation it is necessary to first remove the right-hand final drive case assembly.
The operation codes to be used for the Claim are:
- 30-20 100 28B - Driving wheel shaft - R./I. w/final drive housing removed = **0,70 hours**.
In the Previous Op. column, next to the operation 30-20 100 28B, you will find listed the remove/install operations for the right-hand or left-hand final drive cases. Choose the one relevant to the right-hand final drive case as follows:
- 30-20 100 10A - Final drive case assembly, RH - R./I. = **2,20 hours**.
Therefore the total time to be claimed is the result of the time for the operation **30-20 100 28B** plus the time for the operation **30-20 100 10A**, that is to say: **0,70 + 2,20 = 2,90 hours**.

Agricube PRO

INDICE - INDEX

00-100	Separazione scatola frizione da scatola trasmissione posteriore - Splitting - clutch housing/rear transmission housing
00-150	Separazione scatola frizione da motore - Splitting - clutch housing/engine
00-200	Diagnosi - Troubleshooting
10-15	Motorino d’avviamento - Starting motor
10-30	Volano - Flywheel
10-115	Batteria - Battery
10-120	Impianto raffreddamento motore - Engine cooling system
10-140	Ventilatore motore - Engine fan
10-145	Scambiatore di calore intercooler - Intercooler heat exchanger
10-150	Serbatoio combustibile piattaforma - Fuel tank open station
10-151	Serbatoio combustibile cabina - Fuel tank cab
10-152	Serbatoio combustibile cabina - Fuel tank cab
10-153	Serbatoio adblue - Adblue tank
10-154	Tubazioni adblue - Adblue pipes
10-155	Serbatoio combustibile con pto frontale - Fuel tank with front pto
10-160	Serbatoio combustibile con pto frontale - Fuel tank with front pto
10-165	Silenziatore di scarico - Exhaust muffler
10-175	Comando acceleratore - Throttle control
10-180	Scambiatore di calore carburante - Fuel cooler
10-195	Protezioni motore - Engine protections
10-200	Componenti filtro antiparticolato - Diesel particulate filter components
20-05	Scatola frizione - Clutch housing
20-15	Scatola frizione - Clutch housing
20-25	Giunto parastrappi - Damper
20-30	Comando interno frizione con inversore meccanico - Clutch internal control with mechanical reverser
20-32	Comando interno frizione con inversore idraulico - Power reverser clutch internal control
20-35	Albero conduttore cambio e presa di forza meccanica - Transmission drive shaft and mechanical pto
20-39	Albero conduttore cambio e presa di forza meccanica - Transmission drive shaft and mechanical pto

20-40	Pedale frizione con inversore meccanico - Clutch pedal with mechanical reverser
20-45	Pedale avanzamento con inversore elettroidraulico - Inching pedal with electrohydraulic reverser
20-50	Comando idrostatico frizione presa di forza - PTO clutch hydraulic release control
25-10	Scatola trasmissione posteriore - Rear transmission housing
25-20	Albero conduttore cambio e riduttore - Transmission and splitter drive shaft
25-35	Albero condotto cambio - Transmission driven shaft
25-40	Coppia conica - Bevel gear
25-45	Ingranaggio retromarcia con inversore meccanico - Reversing gear with mechanical reverser
25-50	Ingranaggio retromarcia con inversore elettroidraulico - Reversing gear with electrohydraulic reverser
25-55	Aste e forcelle comando marce - Rod and fork speed gears control
25-70	Aste e forcelle comando gamme - Rod and fork range control
25-90	Asta e forcella comando inversore - Rod and fork reversing gear control
25-95	HI-LO meccanico - Mechanical hi-lo
25-100	Asta e forcella comando HI-LO meccanico - Rod and fork mechanical HI-LO control
25-115	Indicatori di funzionamento e di controllo - Operation and control indicators
25-130	Frizione ISC - ISC clutch
25-135	Frizione ISC - ISC clutch
25-155	Coperchio comandi cambio - Transmission control cover
25-160	Leve coperchio comandi cambio - Transmission control cover levers
25-165	Leva a mano comando cambio - Transmission hand lever
25-175	Leva a mano comando riduttore - Splitter hand lever
25-185	Leva comando HI-LO - HI-LO control lever
25-190	Leva comando inversore meccanico - Mechanical reverser control lever
25-195	Leva comando power reverse - Power reverse control lever
25-200	Leva di comando gancio pick up - Pick up hitch control lever
30-05	Differenziale posteriore - Rear axle differential
30-10	Bloccaggio differenziale posteriore - Rear axle differential lock
30-20	Riduttori laterali - Final drives

30-40	Freni - Brakes
30-50	Attuatore freno - Brake actuator
30-55	Freno di stazionamento - Parking brake
30-60	Sollevatore meccanico - Mechanical lift
30-70	Sollevatore meccanico - Mechanical lift
30-75	Distributore sollevatore meccanico - Mechanical lift control valve
30-80	Sollevatore meccanico - Mechanical lift
30-85	Leve comando sollevatore meccanico - Mechanical lift control levers
30-100	Cilindro sollevatore - Lift cylinder
30-110	Sollevatore elettronico - Electronic lift
30-115	Sollevatore elettronico - Electronic lift
30-120	Distributore sollevatore elettronico - Electronic lift control valve
30-135	Dispositivo regolazione sollevatore - Lift adjustment system
30-150	Sollevatore anteriore - Front lift
40-05	Attacco a 3 punti - 3 point linkage
40-30	Gancio di attacco - Hook
40-50	Cilindro regolazione bracci - Link adjustment cylinder
40-65	Piastre di usura - Wear plate
40-70	Ganci e barre di traino - Tow hooks and drawbars
50-05	Scatola presa di moto - DTO box
50-10	Presa di moto - DTO
50-20	Albero di uscita PTO - PTO output shaft
50-25	Frizione presa di forza - PTO clutch
50-30	Presa di forza sincronizzata - Ground drive PTO
50-35	Freno presa di forza - PTO brake
50-40	Dispositivo innesto presa di forza - PTO engagement device
50-45	Leva selezione giri presa di forza - PTO speed rate selector lever
50-50	Leva innesto presa di forza - PTO engagement lever

50-55	Leva selezione presa di forza sincronizzata - Ground speed PTO selector lever
50-60	Protezione presa di forza sincronizzata - Ground speed PTO protection
50-100	Presa di forza anteriore - Front PTO
60-10	Zavorre anteriori - Front ballasts
60-15	Supporto assale anteriore - Front axle support
60-45	Assale anteriore 4 ruote motrici - Front axle 4wd
60-50	Assale anteriore 4 ruote motrici - Front axle 4wd
60-55	Assale anteriore 4 ruote motrici - Front axle 4wd
60-60	Assale anteriore 4 ruote motrici - Front axle 4wd
60-65	Assale anteriore 4 ruote motrici - Front axle 4wd
60-70	Assale anteriore 4 ruote motrici - Front axle 4wd
60-75	Assale anteriore 4 ruote motrici - Front axle 4wd
60-85	Albero di comando e protezione - Transmission shaft and protection
60-95	Assale anteriore sospeso 4 ruote motrici - Front suspended axle 4wd
60-100	Assale anteriore sospeso 4 ruote motrici - Front suspended axle 4wd
60-105	Assale anteriore sospeso 4 ruote motrici - Front suspended axle 4wd
60-110	Assale anteriore sospeso 4 ruote motrici - Front suspended axle 4wd
60-115	Assale anteriore sospeso 4 ruote motrici - Front suspended axle 4wd
60-120	Assale anteriore sospeso 4 ruote motrici - Front suspended axle 4wd
60-125	Assale anteriore sospeso 4 ruote motrici - Front suspended axle 4wd
60-130	Assale anteriore sospeso 4 ruote motrici - Front suspended axle 4wd
60-135	Assale anteriore sospeso 4 ruote motrici - Front suspended axle 4wd
60-140	Cerchione ruota anteriore - Front wheel rim
60-145	Cerchione ruota posteriore - Rear wheel rim
70-10	Volante - Steering wheel
70-15	Tubazioni sterzo - Steering pipes
70-20	Distributore sterzo - Steering control valve
70-25	Pedali freno - Brake pedals

70-30	Pompa idraulica freno - Brake master cylinder
70-35	Tubazioni freno - Brake lines
70-45	Pompa gerotor - Gerotor pump
70-50	Scambiatore di calore e tubazioni - Oil cooler and lines
70-55	Linee idrauliche bloccaggio differenziale - Differential lock hydraulic oil lines
70-75	Tubazioni lubrificazione presa di forza - PTO lubrication pipes
70-80	Tubazioni aspirazione pompa olio - Suction lines oil pump
70-85	Linee idrauliche doppia trazione - Four wheel drive hydraulic oil lines
70-90	Distributore servizi - Service control valve
70-95	Tubazioni pompa olio - Oil pump pipes
70-125	Tubazioni regolazione idraulica attacco attrezzi - Third point hydraulic adjustment pipes
70-130	Tubazioni comando presa di forza sincronizzata - Ground speed PTO lines
70-135	Distributore regolazione idraulica attacco attrezzi - Third point hydraulic adjustment control valve
70-150	Valvola comando presa di forza sincronizzata - Ground speed PTO control valve
70-155	Pompa olio - Oil pump
70-160	Filtro olio - Oil filter
70-170	Tubazioni power reverser - Power reverser line
70-175	Distributore comando inversore idraulico - Electrohydraulic reverser control valve
70-195	Comando idraulico freno rimorchio - Trailer brake hydraulic control
70-205	Supporto leva freno rimorchio - Trailer hand brake lever support
70-215	Distributori ausiliari posteriori - Rear remote control valves
70-220	Distributori ausiliari posteriori elettronici - Electronic rear remote control valves
70-230	Tubazioni distributori ausiliari - Remote control valves pipes
70-245	Leve di comando distributori ausiliari - Remote control valves, control levers
70-250	Tubazioni sollevatore anteriore - Front lift hydraulics lines
70-255	Tubazioni sollevatore anteriore - Front lift hydraulics lines
70-265	Assale anteriore 4 ruote motrici, collegamenti attacchi idraulici - Coupling hydraulic connection, front axle 4wd
80-05	Quadro strumenti - Instruments panel

Agricube PRO

INDICE - INDEX

80-10	Fascio cavi motore - Engine cable harness
80-15	Fascio cavi principale - Main cable harness
80-20	Cavo elettrovalvola presa di forza frontale - Front PTO valve wiring harness
80-30	Fascio cavi anteriore - Front cable harness
80-40	Fascio cavi cabina - Cab cable harness
80-50	Fascio cavi tetto cabina - Cab roof cable harness
80-55	Fascio cavi posteriore - Rear cable harness
80-60	Cavo proiettore ausiliario destro o sinistro - H4 lights wiring harness
80-65	Interruttori - Switches
80-70	Componenti elettrici - Electrical components
80-85	Scatola fusibili - Fuses box
80-105	Cavo cruscotto - Dashboard cable
80-110	Fascio cavi comandi lato destro cabina - RH side cab controls wiring harness
80-160	Cavi deport - Deport wiring harness
80-165	Cavo serbatoio ausiliario - Additional fuel tank wiring harness
80-175	Sensore di sterzata - Steering control system
80-180	Componenti elettrici valvola freno rimorchio - Trailer brake valve electrical components
100-05	Cassetta porta attrezzi - Tool box
100-10	Cofano - Hood
100-25	Fissaggi cofano - Hood attachments
100-30	Pannelli cruscotto - Dashboard panels
100-35	Parafanghi anteriori - Front fenders
100-40	Parafanghi posteriori - Rear fenders
100-45	Estensioni parafanghi - Fenders extensions
100-50	Decalcomanie - Decals
100-51	Decalcomanie denominazione macchina - Machine model designation decals
100-55	Decalcomanie antiscivolo e insonorizzanti - Anti slip strips and sound proofing
100-60	Pannelli laterali cofano - Hood side panels

INDICE - INDEX

100-70	Protezione distributore servizi - Service control valve protection
110-05	Supporti cabina - Cab supports
110-10	Cabina - Cab
110-15	Tetto cabina - Cab roof
110-25	Parabrezza - Windshield
110-30	Porte cabina - Cab doors
110-35	Finestre cabina - Cab windows
110-40	Vetro posteriore cabina - Cab rear window glass
110-50	Rivestimenti interni cabina - Cab interior trim
110-55	Aria condizionata e riscaldamento - Air conditioning and heating
110-60	Aria condizionata e riscaldamento - Air conditioning and heating
110-65	Aria condizionata e riscaldamento - Air conditioning and heating
110-95	Filtro aria - Air filter
110-100	Tergicristallo anteriore - Front windscreen wiper
110-105	Tergicristallo posteriore - Rear windscreen wiper
110-115	Specchietto retrovisore - Rear-view mirror
110-120	Specchietto retrovisore interno - Inner rear-view mirror
110-125	Tendina parasole - Sun curtain
110-135	Sedile - Seat
110-140	Sedile - Seat
115-05	Piattaforma - Open station
115-15	Protezioni piattaforma - Open station protections
115-20	Arco anteriore abbattibile - Front tilting arc
120-05	Illuminazione - Lighting
120-30	Fari di lavoro - Working light
120-50	Lampeggiatore - Rotating light
130-45	Cuneo d’arresto - Wheel chock

Agricube PRO

Cabina Cab	•	V			VL			F			FL			FB			VLB		
Piattaforma Open station	•	55 kW	67 kW	75 kW	55 kW	67 kW	75 kW	55 kW	67 kW	75 kW	55 kW	67 kW	75 kW	55 kW	67 kW	75 kW	55 kW	67 kW	75 kW
								•	•	•	•	•	•	•	•	•	•	•	•
		•	•	•	•	•	•	•	•	•	•	•	•						

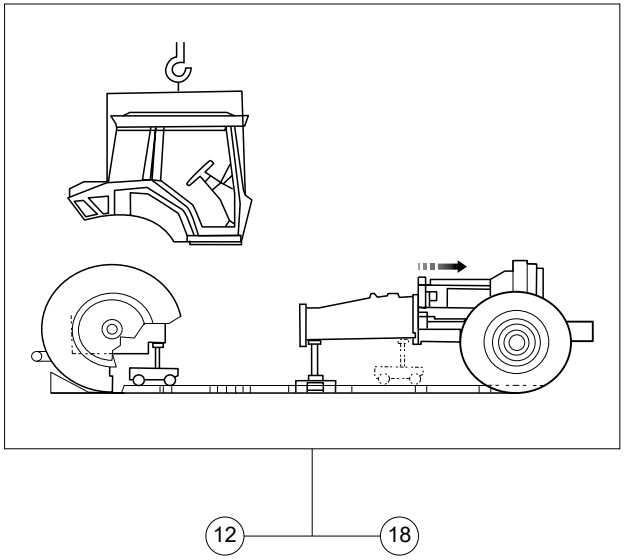

Op. prec. / Prev. op.	Codice / Code		Descrizione / Description
115-05 100 10A 00-150 100 12A	00-100 150 12B	7,30	Separazione scatola frizione da scatola trasmissione posteriore per trattore 4RM con piattaforma *Splitting - clutch housing/rear transmission housing for 4WD tractor w/platform*
110-10 100 10A 00-150 100 18A	00-100 150 18B	8,40	Separazione scatola frizione da scatola trasmissione posteriore per trattore 4RM con cabina *Splitting - clutch housing/rear transmission housing for 4WD tractor w/cab*

00-100 100 - SEPARAZIONE SCATOLA FRIZIONE DA SCATOLA TRASMISSIONE POSTERIORE - SPLITTING - CLUTCH HOUSING/REAR TRANSMISSION HOUSING

Agricube PRO

	Cabina Cab	Piattaforma Open station	V			VL			F			FL			FB			VLB			Op. prec. / Prev. op.	Codice / Code		Descrizione / Description
	•	•	55 kW	67 kW	75 kW	55 kW	67 kW	75 kW	55 kW	67 kW	75 kW	55 kW	67 kW	75 kW	55 kW	67 kW	75 kW	55 kW	67 kW	75 kW				
									•	•	•	•	•	•	•	•	•	•	•	•		00-150 150 12A	4,85	Separazione scatola frizione da motore per trattore 4RM con piattaforma *Splitting - clutch housing/engine for 4WD tractor w/platform*
			•	•	•	•	•	•	•	•	•	•	•	•								00-150 150 18A	5,80	Separazione scatola frizione da motore per trattore 4RM con cabina *Splitting - clutch housing/engine for 4WD tractor w/cab*

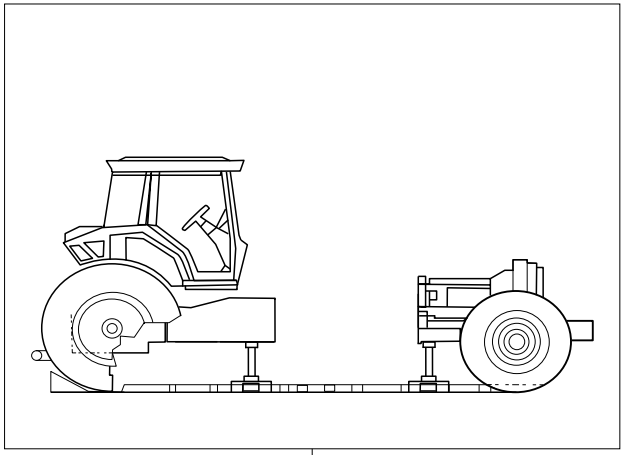

12 — 18

00-150 100 - SEPARAZIONE SCATOLA FRIZIONE DA MOTORE - SPLITTING - CLUTCH HOUSING/ENGINE

Agricube PRO

Cabina Cab	•	V			VL			F			FL			FB			VLB			Op. prec. / Prev. op.	Codice / Code		Descrizione / Description
Piattaforma Open station	•	55 kW	67 kW	75 kW	55 kW	67 kW	75 kW	55 kW	67 kW	75 kW	55 kW	67 kW	75 kW	55 kW	67 kW	75 kW	55 kW	67 kW	75 kW				
		•	•	•	•	•	•	•	•	•	•	•	•	•	•	•	•	•	•		00-200 100 12A	0,25	P.R. - Diagnosi *P.R. - Troubleshooting*
		•	•	•	•	•	•	•	•	•	•	•	•	•	•	•	•	•	•		00-200 100 18A	0,25	Hi-Lo idraulico - Diagnosi *Hydraulic Hi-Lo - Troubleshooting*
		•	•	•	•	•	•	•	•	•	•	•	•	•	•	•	•	•	•		00-200 100 40A	0,25	Sollevatore elettronico - Diagnosi *Electronic lift - Troubleshooting*

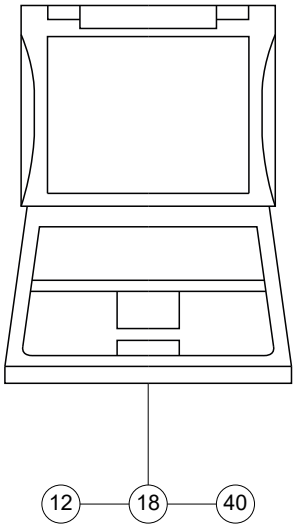

00-200 100 - DIAGNOSI - TROUBLESHOOTING

Agricube PRO

		V			VL			F			FL			FB			VLB			Op. prec. / Prev. op.	Codice / Code		Descrizione / Description
Cabina / Cab	●	55 kW	67 kW	75 kW	55 kW	67 kW	75 kW	55 kW	67 kW	75 kW	55 kW	67 kW	75 kW	55 kW	67 kW	75 kW	55 kW	67 kW	75 kW				
Piattaforma / Open station	●	●	●	●	●	●	●	●	●	●	●	●	●	●	●	●	●	●	●		10-15 100 10A	0,50	Motorino di avviamento motore - S.R. *Engine starting motor - R./I.*

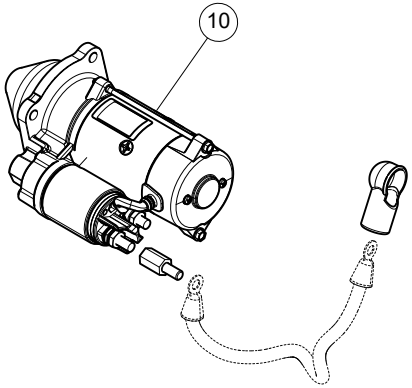

10-15 100 - MOTORINO D'AVVIAMENTO - STARTING MOTOR (F0111A - F0111B)

Agricube PRO

		V			VL			F			FL			FB			VLB			Op. prec. / Prev. op.	Codice / Code		Descrizione / Description
Cabina / Cab	●																						
Piattaforma / Open station	●	55 kW	67 kW	75 kW	55 kW	67 kW	75 kW	55 kW	67 kW	75 kW	55 kW	67 kW	75 kW	55 kW	67 kW	75 kW	55 kW	67 kW	75 kW				
		●	●	●	●	●	●	●	●	●	●	●	●	●	●	●	●	●	●	00-150 100 12A 00-150 100 18A	10-30 100 10B	0,30	Volano - Sost. a scatola frizione separata dal motore *Flywheel - Rep. w/clutch housing splitted from engine*

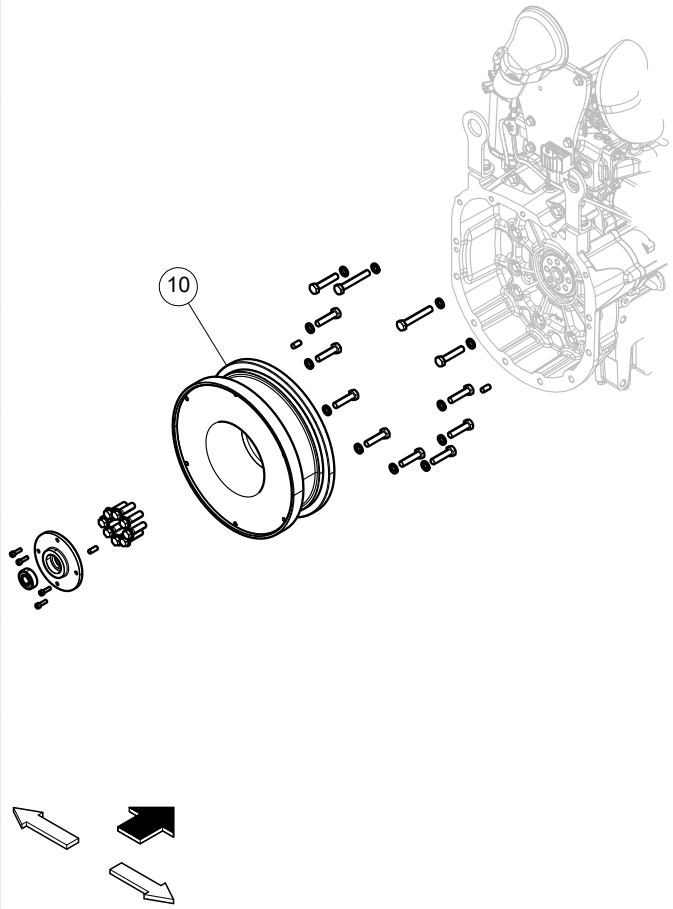

10-30 100 VOLANO - FLYWHEEL (A0200A - A0200B)

Agricube PRO

Cabina Cab	V			VL			F			FL			FB			VLB			Op. prec. / Prev. op.	Codice / Code		Descrizione / Description
Piattaforma Open station	55 kW	67 kW	75 kW	55 kW	67 kW	75 kW	55 kW	67 kW	75 kW	55 kW	67 kW	75 kW	55 kW	67 kW	75 kW	55 kW	67 kW	75 kW				
	●	●	●	●	●	●	●	●	●	●	●	●	●	●	●	●	●	●		10-115 100 14A	0,15	Cavo massa batteria - Sost. *Battery ground cable - Rep.*
	●	●	●	●	●	●	●	●	●	●	●	●	●	●	●	●	●	●		10-115 100 18A	0,15	Cavo positivo batteria - Sost. *Battery positive cable - Rep.*
	●	●	●	●	●	●	●	●	●	●	●	●	●	●	●	●	●	●	10-115 100 14A 10-115 100 18A	10-115 100 25B	1,00	Batteria - S.R. *Battery - R./I.*
	●	●	●	●	●	●	●	●	●	●	●	●	●	●	●	●	●	●		10-115 100 50A	0,70	Cavo batteria motorino avviamento - Sost. *Battery cable to starter motor - Rep.*
	●	●	●	●	●	●	●	●	●	●	●	●	●	●	●	●	●	●		10-115 100 55A	0,60	Cavo batteria alternatore - Sost. *Battery cable to alternator - Rep.*

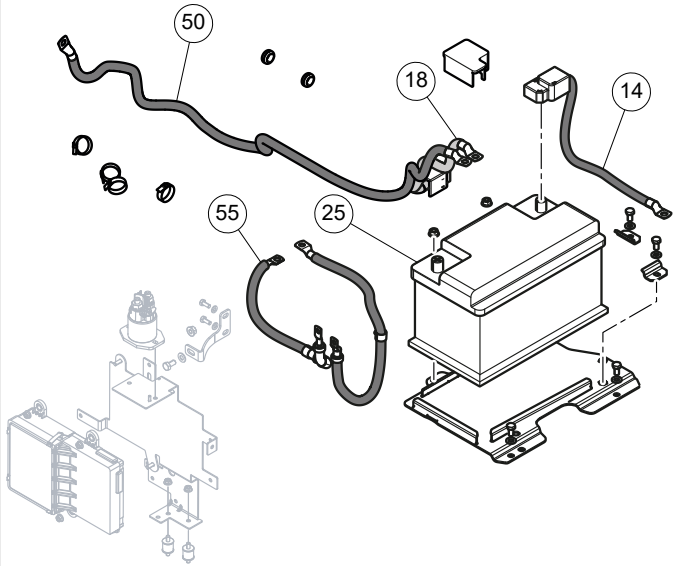

10-115 100 - BATTERIA - BATTERY (F0100A - F0100B - F0100C - F0100D)

Agricube PRO

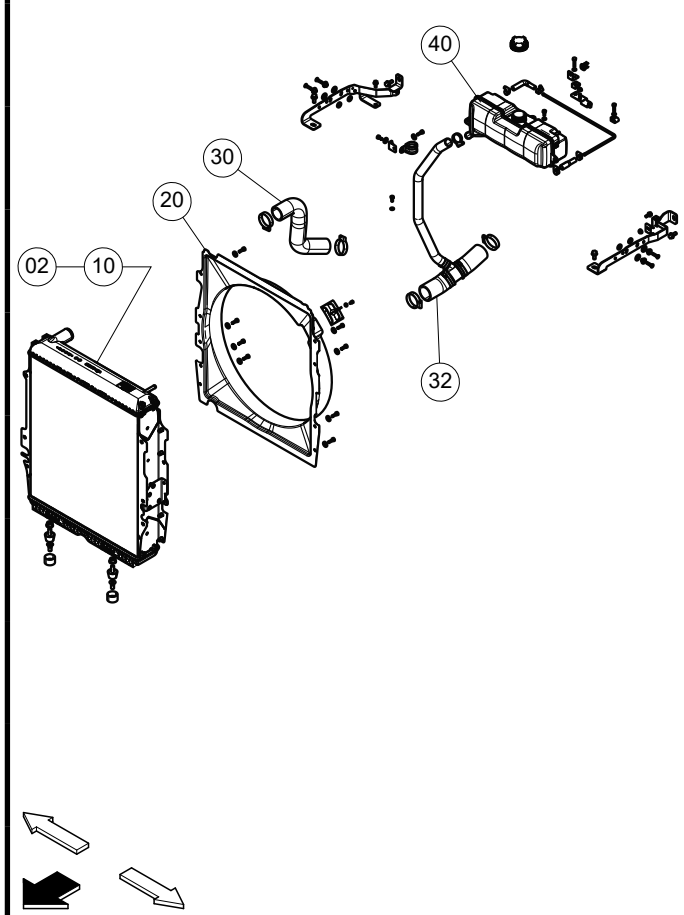

Cabina Cab	V			VL			F			FL			FB			VLB			Op. prec. / Prev. op.	Codice / Code		Descrizione / Description
Piattaforma Open station	55 kW	67 kW	75 kW	55 kW	67 kW	75 kW	55 kW	67 kW	75 kW	55 kW	67 kW	75 kW	55 kW	67 kW	75 kW	55 kW	67 kW	75 kW				
	●	●	●	●	●	●	●	●	●	●	●	●	●	●	●	●	●	●		10-120 100 02A	0,25	Motore - Sost. liquido refrigerante *Engine - Coolant change*
	●	●	●	●	●	●	●	●	●	●	●	●	●	●	●	●	●	●		10-120 100 10A	2,10	Radiatore - S.R. *Radiator - R./I.*
	●	●	●	●	●	●	●	●	●	●	●	●	●	●	●	●	●	●		10-120 100 20A	2,20	Convogliatore aria radiatore - Sost. *Radiator cowl - Rep.*
	●	●	●	●	●	●	●	●	●	●	●	●	●	●	●	●	●	●		10-120 100 30A	0,25	Manicotto fra radiatore e pompa acqua - Sost. *Radiator to water pump sleeve - Rep.*
	●	●	●	●	●	●	●	●	●	●	●	●	●	●	●	●	●	●		10-120 100 32A	0,25	Manicotto entrata acqua - Sost. *Water delivery sleeve - Rep.*
	●	●	●	●	●	●	●	●	●	●	●	●	●	●	●	●	●	●		10-120 100 40A	0,25	Vaschetta - Sost. *Bowl - Rep.*

10-120 100 - IMPIANTO RAFFREDDAMENTO MOTORE - ENGINE COOLING SYSTEM (F0400A - F0400B - F0400C - F0400D - F0403A)

Agricube PRO

	Cabina Cab	Piattaforma Open station	V 55 kW	V 67 kW	V 75 kW	VL 55 kW	VL 67 kW	VL 75 kW	F 55 kW	F 67 kW	F 75 kW	FL 55 kW	FL 67 kW	FL 75 kW	FB 55 kW	FB 67 kW	FB 75 kW	VLB 55 kW	VLB 67 kW	VLB 75 kW	Op. prec. / Prev. op.	Codice / Code		Descrizione / Description
	•	•	•	•	•	•	•	•	•	•	•	•	•	•	•	•	•	•	•	•		10-140 100 10A	2,50	Ventilatore motore - Sost. *Engine fan - Rep.*

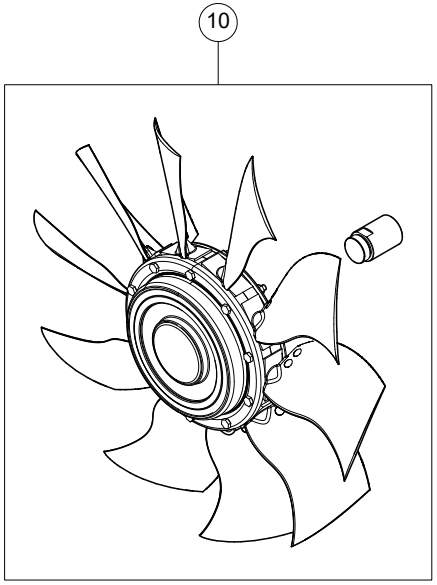

10-140 100 - VENTILATORE MOTORE - ENGINE FAN (A0208A - A0208B)

Agricube PRO

Cabina Cab	•	V			VL			F			FL			FB			VLB			Op. prec. / Prev. op.	Codice / Code		Descrizione / Description
Piattaforma Open station	•	55 kW	67 kW	75 kW	55 kW	67 kW	75 kW	55 kW	67 kW	75 kW	55 kW	67 kW	75 kW	55 kW	67 kW	75 kW	55 kW	67 kW	75 kW				
		•	•	•	•	•	•	•	•	•	•	•	•	•	•	•	•	•	•		10-145 100 10A	0,50	Scambiatore di calore intercooler - S.R. *Intercooler heat exchanger - R./I.*
		•	•	•	•	•	•	•	•	•	•	•	•	•	•	•	•	•	•		10-145 100 20A	0,25	Tubazione di mandata all'intercooler - Sost. *Intercooler delivery line - Rep.*
		•	•	•	•	•	•	•	•	•	•	•	•	•	•	•	•	•	•		10-145 100 30A	0,25	Tubazione di mandata al collettore aspirazione - Sost. *Intake manifold delivery line - Rep.*
			•	•		•	•		•	•		•	•		•	•		•	•		10-145 100 40A	0,25	Telaio scambiatore - S.R. *Exchanger frame - R./I.*

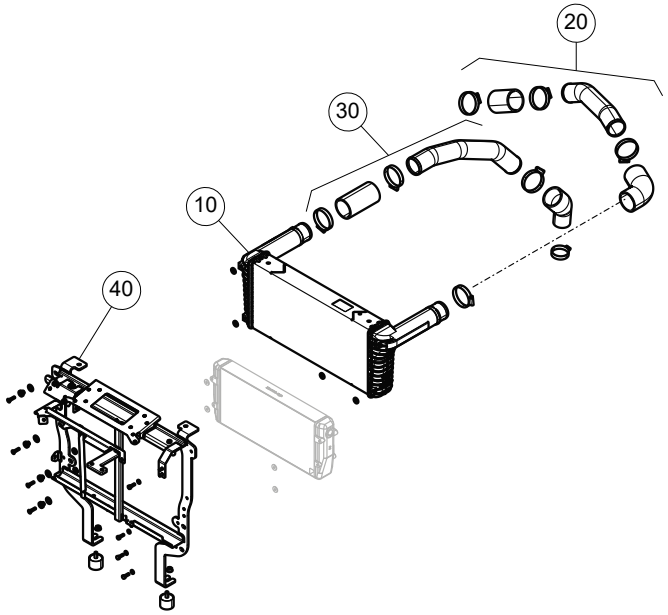

10-145 100 - SCAMBIATORE DI CALORE INTERCOOLER - INTERCOOLER HEAT EXCHANGER (F0401A - F0401B)

Agricube PRO

Cabina Cab		V			VL			F			FL			FB			VLB			Op. prec. / Prev. op.	Codice / Code		Descrizione / Description
Piattaforma Open station	•	55 kW	67 kW	75 kW	55 kW	67 kW	75 kW	55 kW	67 kW	75 kW	55 kW	67 kW	75 kW	55 kW	67 kW	75 kW	55 kW	67 kW	75 kW				
								•	•	•	•	•	•	•	•	•	•	•	•		10-150 100 15A	1,00	Elementi di fissaggio serbatoio - Sost. *Tank fasteners - Rep.*
								•	•	•	•	•	•	•	•	•	•	•	•	10-150 100 15A	10-150 100 20B	1,00	Serbatoio combustibile - S.R. *Fuel tank - R./I.*
								•	•	•	•	•	•	•	•	•	•	•	•	10-150 100 20B	10-150 100 25B	0,30	Supporto serbatoio - Sost. *Tank support - Rep.*
								•	•	•	•	•	•	•	•	•	•	•	•		10-150 100 30A	0,75	Elementi di fissaggio serbatoio sinistro - Sost. *LH tank fasteners - Rep.*
								•	•	•	•	•	•	•	•	•	•	•	•	10-150 100 30A	10-150 100 35B	0,70	Serbatoio combustibile sinistro - S.R. *LH fuel tank - R./I.*
								•	•	•	•	•	•	•	•	•	•	•	•	10-150 100 35B	10-150 100 40B	0,30	Supporto serbatoio - Sost. *Tank support - Rep.*
								•	•	•	•	•	•	•	•	•	•	•	•	10-150 100 35B	10-150 100 42A	0,50	Serbatoio combustibile staccato - Lavaggio interno *Fuel tank, removed - Interior flushing*

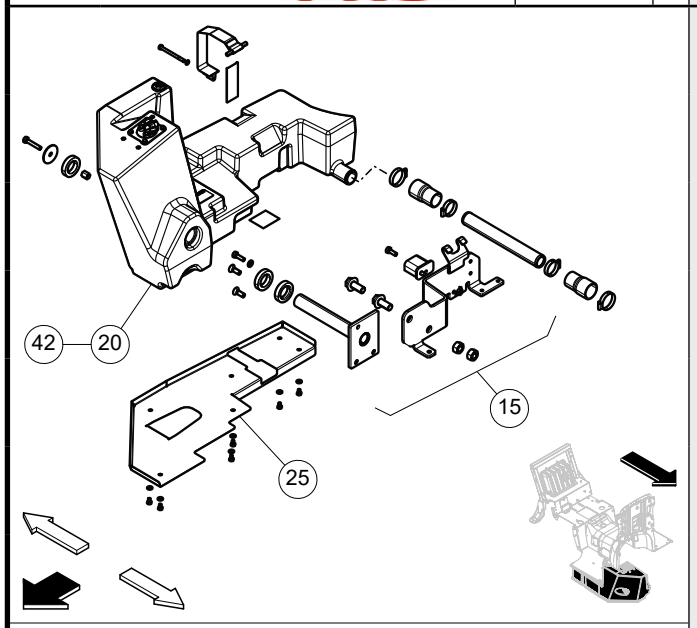

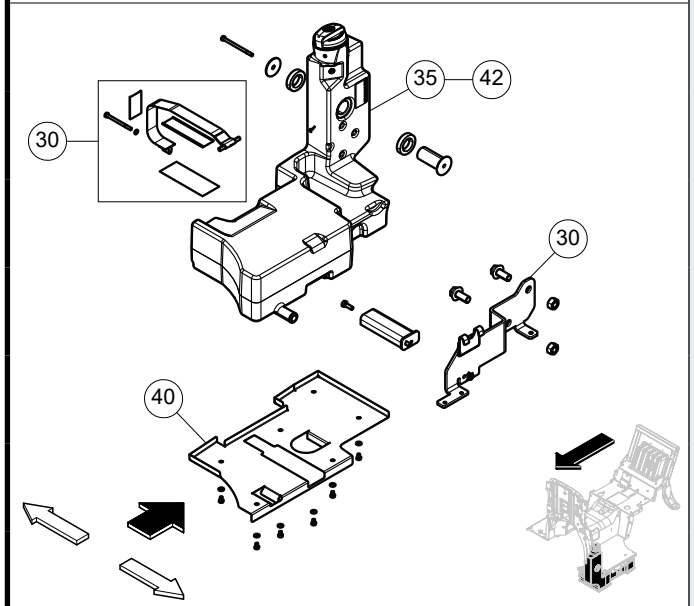

10-150 100 - SERBATOIO COMBUSTIBILE PIATTAFORMA - FUEL TANK OPEN STATION (G0100A - G0100D - G0100E)

Agricube PRO

Cabina / Cab	V			VL			F			FL			FB			VLB			Op. prec. / Prev. op.	Codice / Code		Descrizione / Description
Piattaforma / Open station	55 kW	67 kW	75 kW	55 kW	67 kW	75 kW	55 kW	67 kW	75 kW	55 kW	67 kW	75 kW	55 kW	67 kW	75 kW	55 kW	67 kW	75 kW				
	●	●	●	●	●	●	●	●	●	●	●	●								10-151 100 15A	1,00	Elementi di fissaggio serbatoio - Sost. *Tank fasteners - Rep.*
		●	●		●	●		●	●		●	●								10-151 100 30A	1,00	Serbatoio combustibile - S.R. *Fuel tank - R./I.*
	●	●	●	●	●	●	●	●	●	●	●	●							10-151 100 15A	10-151 100 35B	0,80	Serbatoio combustibile ausiliario - S.R. *Additional fuel tank - R./I.*
	●	●	●	●	●	●	●	●	●	●	●	●							10-151 100 35B	10-151 100 40B	0,30	Supporto serbatoio - Sost. *Tank support - Rep.*
	●	●	●	●	●	●	●	●	●	●	●	●							10-151 100 30A 10-151 100 35B	10-151 100 42B	0,50	Serbatoio combustibile staccato - Lavaggio interno *Fuel tank, removed - Interior flushing*

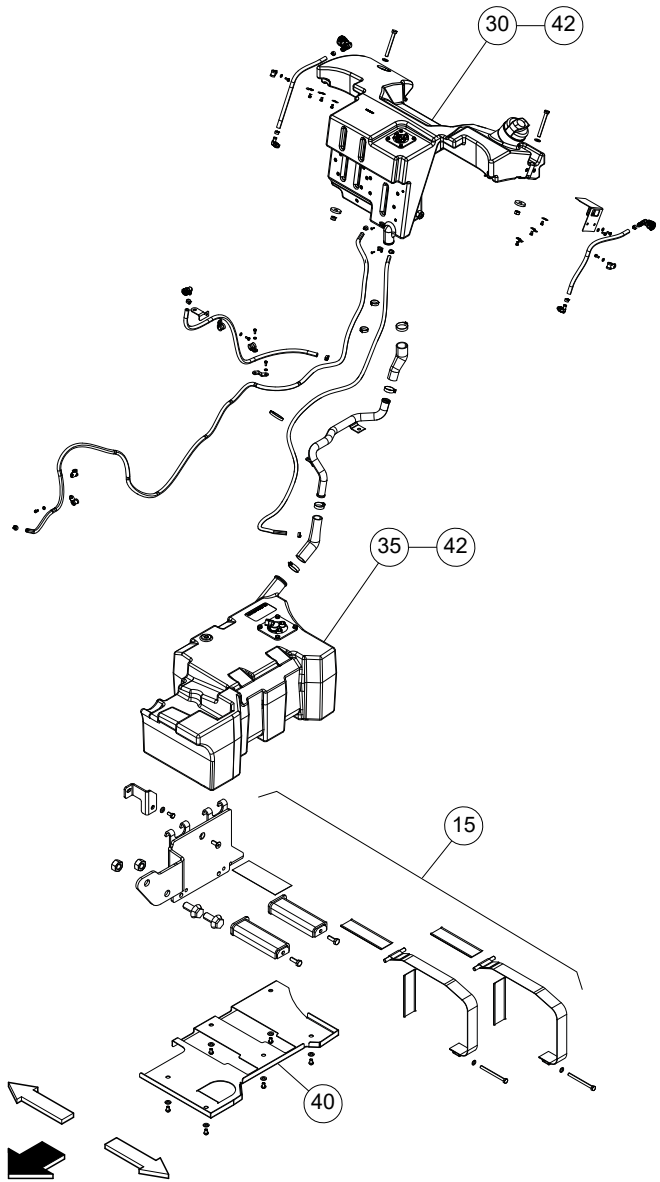

10-151 100 - SERBATOIO COMBUSTIBILE CABINA - FUEL TANK CAB (G0100B - G0100F - G0100G - G0100H - G0100L - G0100M - G0120C)

Agricube PRO

Cabina Cab / Piattaforma Open station	V 55 kW	V 67 kW	V 75 kW	VL 55 kW	VL 67 kW	VL 75 kW	F 55 kW	F 67 kW	F 75 kW	FL 55 kW	FL 67 kW	FL 75 kW	FB 55 kW	FB 67 kW	FB 75 kW	VLB 55 kW	VLB 67 kW	VLB 75 kW	Op. prec. / Prev. op.	Codice / Code		Descrizione / Description
	●			●			●			●										10-152 100 15A	1,00	Elementi di fissaggio serbatoio - Sost. *Tank fasteners - Rep.*
	●			●			●			●									10-152 100 15A	10-152 100 35B	1,00	Serbatoio combustibile - S.R. *Fuel tank - R./I.*
	●			●			●			●									10-152 100 35B	10-152 100 42B	0,50	Serbatoio combustibile staccato - Lavaggio interno *Fuel tank, removed - Interior flushing*

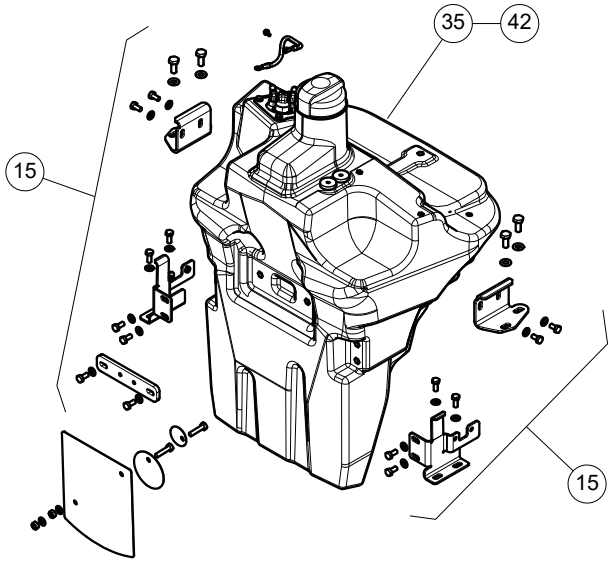

10-152 100 - SERBATOIO COMBUSTIBILE CABINA - FUEL TANK CAB (G0100C - G0100J - G0100K)

Agricube PRO

Cabina Cab	•	V			VL			F			FL			FB			VLB			Op. prec. / Prev. op.	Codice / Code		Descrizione / Description
Piattaforma Open station	•	55 kW	67 kW	75 kW	55 kW	67 kW	75 kW	55 kW	67 kW	75 kW	55 kW	67 kW	75 kW	55 kW	67 kW	75 kW	55 kW	67 kW	75 kW				
			•	•		•	•		•	•		•	•		•	•		•	•		10-153 100 10A	1,00	Elementi di fissaggio - Sost. *Fasteners - Rep.*
			•	•		•	•		•	•		•	•		•	•		•	•		10-153 100 15A	0,20	Tubo - Sost. *Hose - Rep.*
			•	•		•	•		•	•		•	•		•	•		•	•	10-153 100 10A	10-153 100 20B	1,00	Serbatoio AdBlue - S.R. *AdBlue tank - R./I.*
			•	•		•	•		•	•		•	•		•	•		•	•		10-153 100 30A	0,30	Vaschetta - Sost. *Bowl - Rep.*
			•	•		•	•		•	•		•	•		•	•		•	•		10-153 100 42A	0,50	Serbatoio AdBlue staccato - Lavaggio interno *AdBlue tank, removed - Interior flushing*

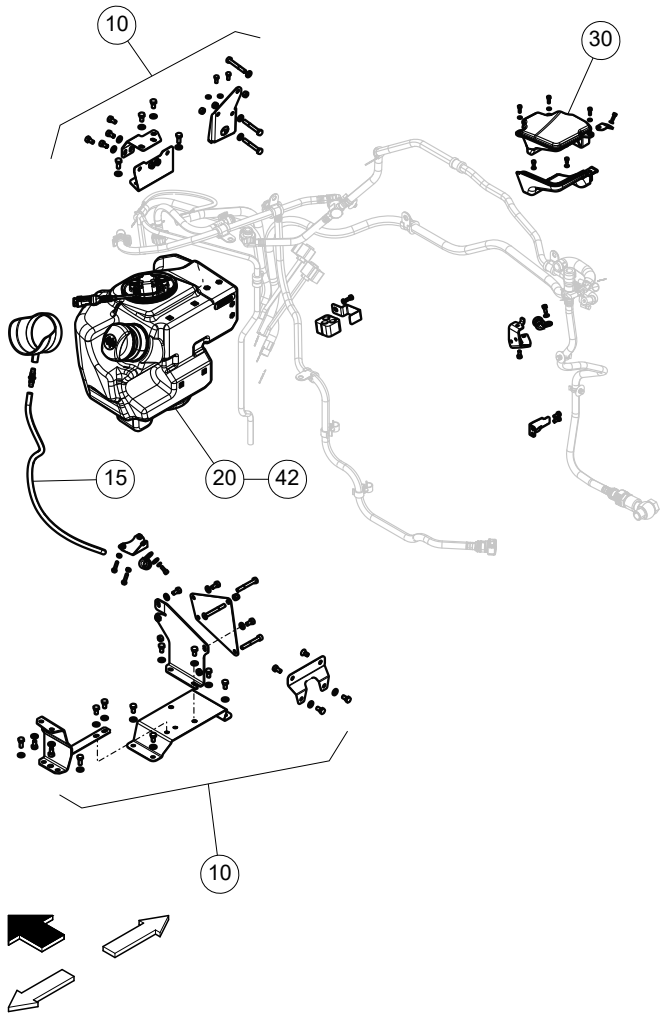

10-153 100 - SERBATOIO ADBLUE - ADBLUE TANK (G0120A - G0120B)

Agricube PRO

Cabina Cab	•
Piattaforma Open station	•

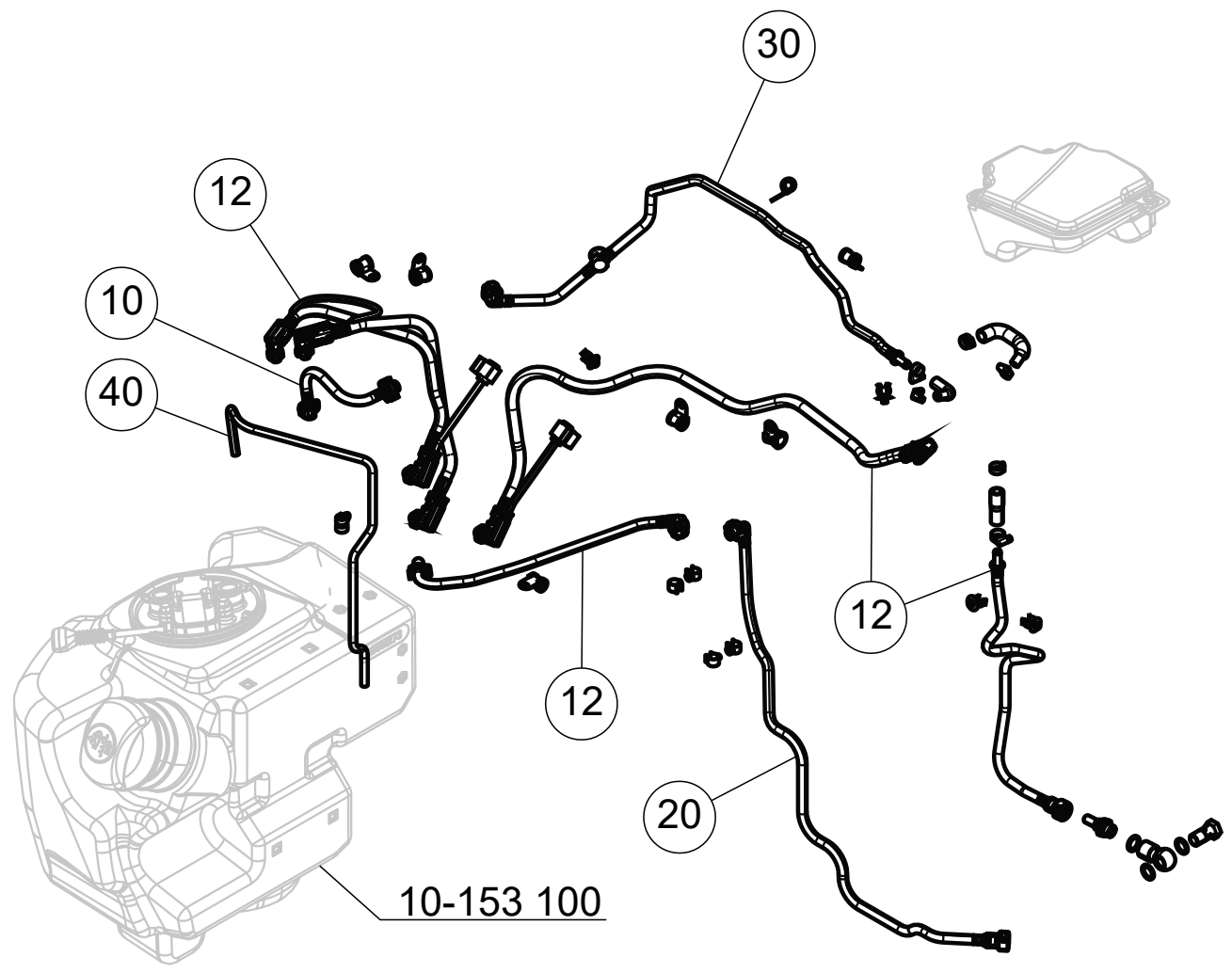

V 55 kW	V 67 kW	V 75 kW	VL 55 kW	VL 67 kW	VL 75 kW	F 55 kW	F 67 kW	F 75 kW	FL 55 kW	FL 67 kW	FL 75 kW	FB 55 kW	FB 67 kW	FB 75 kW	VLB 55 kW	VLB 67 kW	VLB 75 kW	Op. prec. / Prev. op.	Codice / Code	(time)	Descrizione / Description
	•	•		•	•		•	•		•	•		•	•		•	•		10-154 100 10A	0,30	Tubo liquido riscaldamento serbatoio AdBlue - Sost. *AdBlue tank heating liquid pipe - Rep.*
	•	•		•	•		•	•		•	•		•	•		•	•		10-154 100 12A	0,25	Tubo (uno) - Sost. *Hose (one) - Rep.*
	•	•		•	•		•	•		•	•		•	•		•	•		10-154 100 20A	0,35	Tubo liquido di raffreddamento motore - Sost. *Engine coolant pipe - Rep.*
	•	•		•	•		•	•		•	•		•	•		•	•		10-154 100 30A	0,30	Tubo liquido di raffreddamento modulo di dosaggio - Sost. *Coolant tube dosant module - Rep.*
	•	•		•	•		•	•		•	•		•	•		•	•		10-154 100 40A	0,25	Tubo sfiato - Sost. *Vent hose - Rep.*

10-154 100 - TUBAZIONI ADBLUE - ADBLUE PIPES (G0120A - G0120B)

Agricube PRO

Cabina Cab	•	V			VL			F			FL			FB			VLB			Op. prec. / Prev. op.	Codice / Code		Descrizione / Description
Piattaforma Open station	•	55 kW	67 kW	75 kW	55 kW	67 kW	75 kW	55 kW	67 kW	75 kW	55 kW	67 kW	75 kW	55 kW	67 kW	75 kW	55 kW	67 kW	75 kW				
		•			•			•			•			•			•				10-155 100 04A	0,35	Indicatore livello combustibile - S.R. *Fuel level indicator sender - R./I.*
		•			•			•			•			•			•				10-155 100 06A	0,15	Tappo serbatoio - Sost. *Fuel filler cap - Rep.*
		•			•			•			•			•			•				10-155 100 15A	0,50	Elementi di fissaggio serbatoio - Sost. *Tank fasteners - Rep.*
		•			•			•			•			•			•			10-155 100 04A 10-155 100 15A	10-155 100 35B	1,00	Serbatoio combustibile - S.R. *Fuel tank - R./I.*
		•			•			•			•			•			•				10-155 100 40A	0,20	Tubi flessibili di bypass - Sost. *Bypass hoses - Rep.*
		•			•			•			•			•			•				10-155 100 42A	0,50	Serbatoio combustibile staccato - Lavaggio interno *Fuel tank, removed - Interior flushing*

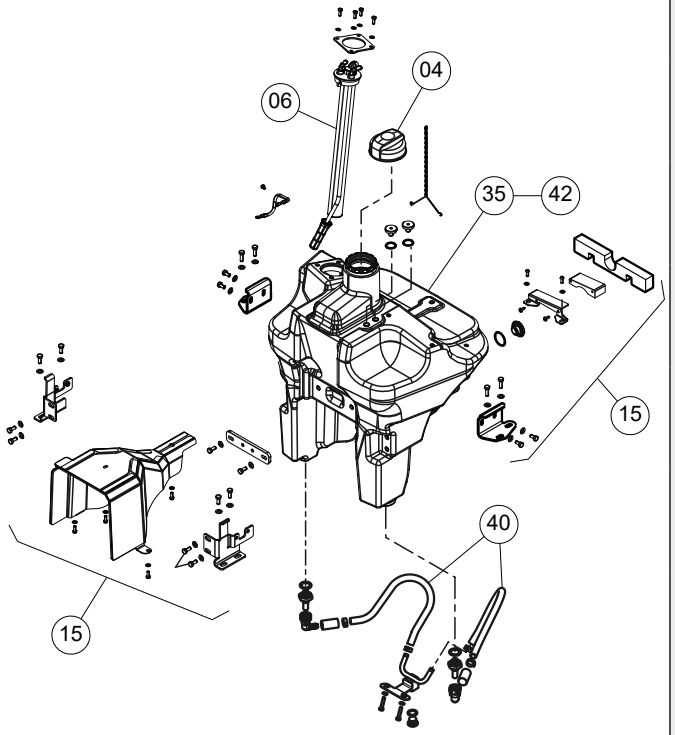

10-155 100 - SERBATOIO COMBUSTIBILE CON PTO FRONTALE - FUEL TANK WITH FRONT PTO (G0100A - G0100I - G0104A - G0104B - G0104E)

Agricube PRO

Cabina Cab	V			VL			F			FL			FB			VLB			Op. prec. / Prev. op.	Codice / Code		Descrizione / Description
Piattaforma Open station	55 kW	67 kW	75 kW	55 kW	67 kW	75 kW	55 kW	67 kW	75 kW	55 kW	67 kW	75 kW	55 kW	67 kW	75 kW	55 kW	67 kW	75 kW				
	●	●	●	●	●	●	●	●	●	●	●	●	●	●	●	●	●	●		10-160 100 06A	0,10	Collari o fascette filtro aria (uno) - Serraggio o sost. *Air cleaner clamps or collars (one) - Tightening or rep.*
	●	●	●	●	●	●	●	●	●	●	●	●	●	●	●	●	●	●		10-160 100 10A	0,25	Manicotto flessibile filtro aria - Sost. *Flexible sleeve, air cleaner - Rep.*
	●	●	●	●	●	●	●	●	●	●	●	●	●	●	●	●	●	●		10-160 100 12A	0,30	Tubo di raccordo fra manicotti filtro aria - Sost. *Line, air cleaner sleeves - Rep.*
	●	●	●	●	●	●	●	●	●	●	●	●	●	●	●	●	●	●		10-160 100 14A	0,30	Manicotto fra tubo e bocchettone filtro aria - Sost. *Sleeve, air cleaner line to filler - Rep.*
	●	●	●	●	●	●	●	●	●	●	●	●	●	●	●	●	●	●		10-160 100 16A	0,20	Tubo di collegamento - Sost. *Connection tube - Rep.*
	●	●	●	●	●	●	●	●	●	●	●	●	●	●	●	●	●	●		10-160 100 40A	0,25	Filtro aria, complessivo - S.R. *Air cleaner, assembly - R./I.*

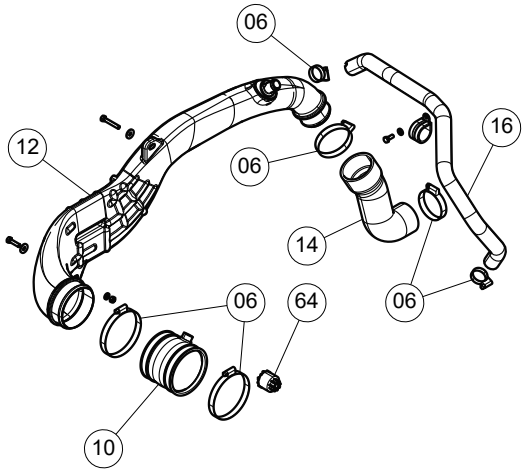

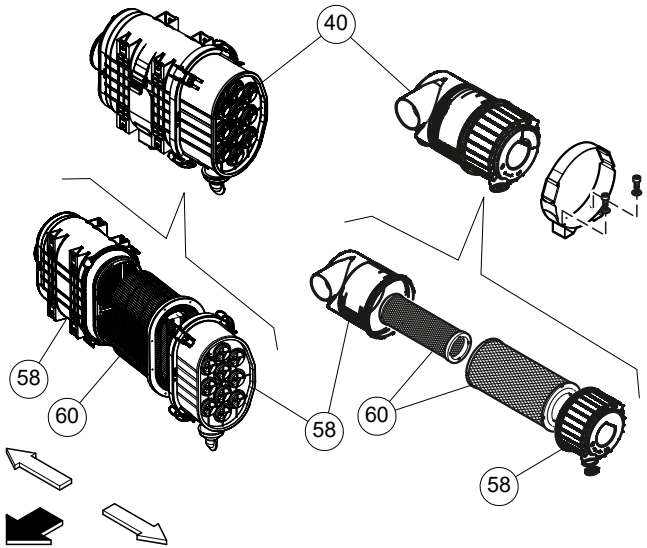

10-160 100 - FILTRO ARIA - AIR FILTER (A0206A - A0206B - A0207A - A0207B)

Agricube PRO

Cabina Cab	•	V			VL			F			FL			FB			VLB		
Piattaforma Open station	•	55 kW	67 kW	75 kW	55 kW	67 kW	75 kW	55 kW	67 kW	75 kW	55 kW	67 kW	75 kW	55 kW	67 kW	75 kW	55 kW	67 kW	75 kW

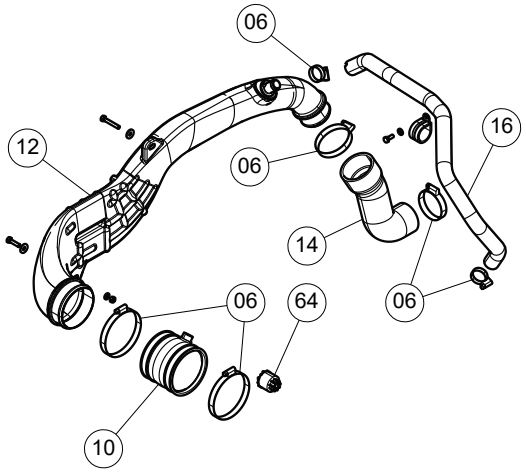

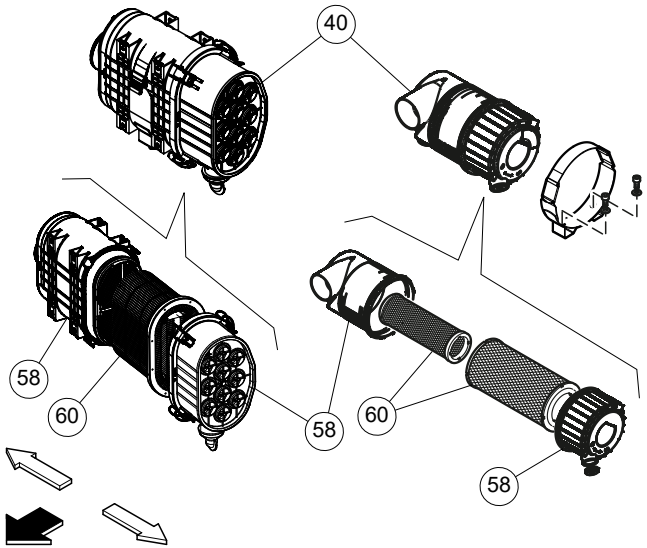

Op. prec. / Prev. op.	Codice / Code		Descrizione / Description	55 kW	67 kW	75 kW	55 kW	67 kW	75 kW	55 kW	67 kW	75 kW	55 kW	67 kW	75 kW	55 kW	67 kW	75 kW	55 kW	67 kW	75 kW
10-160 100 40A	10-160 100 58B	0,15	Corpo filtro aria a secco, staccato - Sost. *Body, dry air cleaner, removed - Rep.*	•	•	•	•	•	•	•	•	•	•	•	•	•	•	•	•	•	•
10-160 100 58B	10-160 100 60B	0,15	Elemento filtrante a secco - Sost. *Dry filter element - Rep.*	•	•	•	•	•	•	•	•	•	•	•	•	•	•	•	•	•	•
	10-160 100 64B	0,15	Trasmettitore intasamento filtro aria - Sost. *Air cleaner restriction indicator sender - Rep.*	•	•	•	•	•	•	•	•	•	•	•	•	•	•	•	•	•	•

10-160 100 - FILTRO ARIA - AIR FILTER (A0206A - A0206B - A0207A - A0207B)

Agricube PRO

Cabina / Cab	V			VL			F			FL			FB			VLB			Op. prec. / Prev. op.	Codice / Code		Descrizione / Description
Piattaforma / Open station	55 kW	67 kW	75 kW	55 kW	67 kW	75 kW	55 kW	67 kW	75 kW	55 kW	67 kW	75 kW	55 kW	67 kW	75 kW	55 kW	67 kW	75 kW				
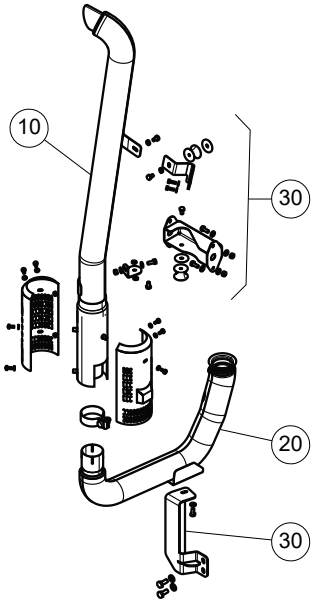	●	●	●	●	●	●	●	●	●	●	●	●								10-165 100 10A	0,20	Tubo di scarico verticale - Sost. *Exhaust vertical pipe - Rep.*
	●	●	●	●	●	●	●	●	●	●	●	●								10-165 100 20A	0,30	Tubo di scarico - Sost. *Exhaust pipe - Rep.*
	●	●	●	●	●	●	●	●	●	●	●	●								10-165 100 30A	0,35	Fissaggio tubo di scarico - Sost. *Exhaust pipe fixing - Rep.*
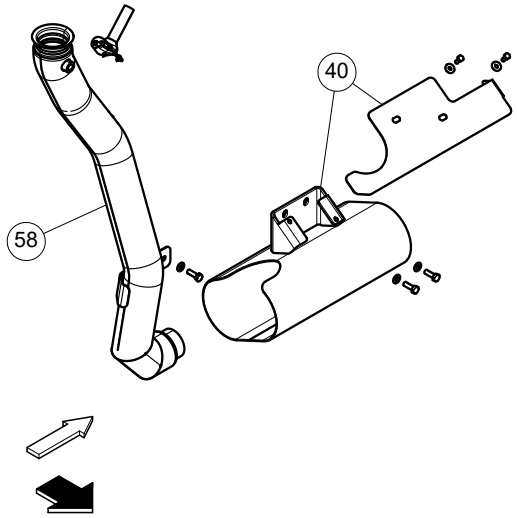	●	●	●	●	●	●	●	●	●	●	●	●	●	●	●	●	●	●		10-165 100 40A	0,25	Fissaggio tubo di scarico - Sost. *Exhaust pipe fixing - Rep.*
	●	●	●	●	●	●	●	●	●	●	●	●	●	●	●	●	●	●		10-165 100 58A	0,25	Tubo di scarico - Sost. *Exhaust pipe - Rep.*

10-165 100 - SILENZIATORE DI SCARICO - EXHAUST MUFFLER (A0305A - A0305B - A0305C - A0305D - A0306A - A0306B - A0306C - A0306D)

Agricube PRO

Cabina / Cab	V			VL			F			FL			FB			VLB			Op. prec. / Prev. op.	Codice / Code		Descrizione / Description
Piattaforma / Open station	55 kW	67 kW	75 kW	55 kW	67 kW	75 kW	55 kW	67 kW	75 kW	55 kW	67 kW	75 kW	55 kW	67 kW	75 kW	55 kW	67 kW	75 kW				
	●	●	●	●	●	●	●	●	●	●	●	●	●	●	●	●	●	●		10-175 100 02A	0,30	Comando acceleratore a mano / pedale acceleratore - Calibrazione *Hand / Foot throttle control - Calibration*
	●	●	●	●	●	●	●	●	●	●	●	●	●	●	●	●	●	●		10-175 100 10A	0,65	Comando acceleratore a mano - S.R. *Hand throttle control lever - R./I.*
	●	●	●	●	●	●	●	●	●	●	●	●	●	●	●	●	●	●		10-175 100 15A	0,50	Staffa supporto leva acceleratore a mano - Sost *Hand throttle lever support bracket - Rep.*
	●	●	●	●	●	●	●	●	●	●	●	●	●	●	●	●	●	●		10-175 100 43A	0,60	Pedale acceleratore - S.R. *Throttle pedal - R./I.*

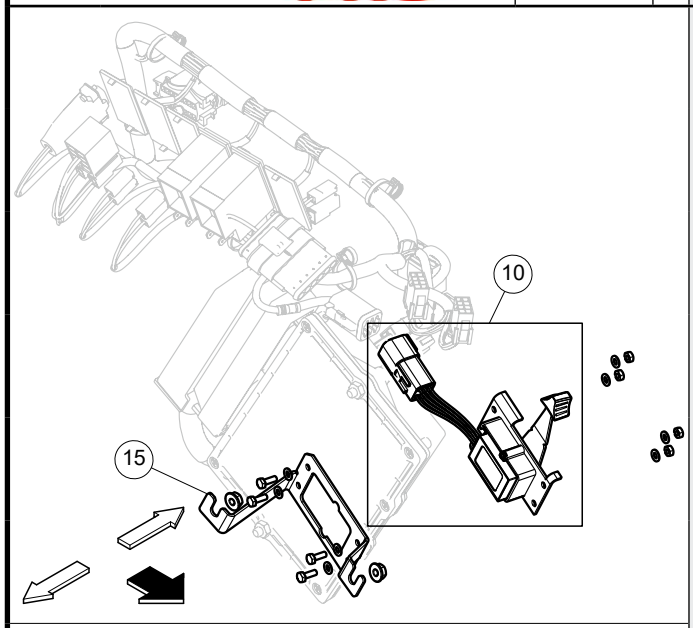

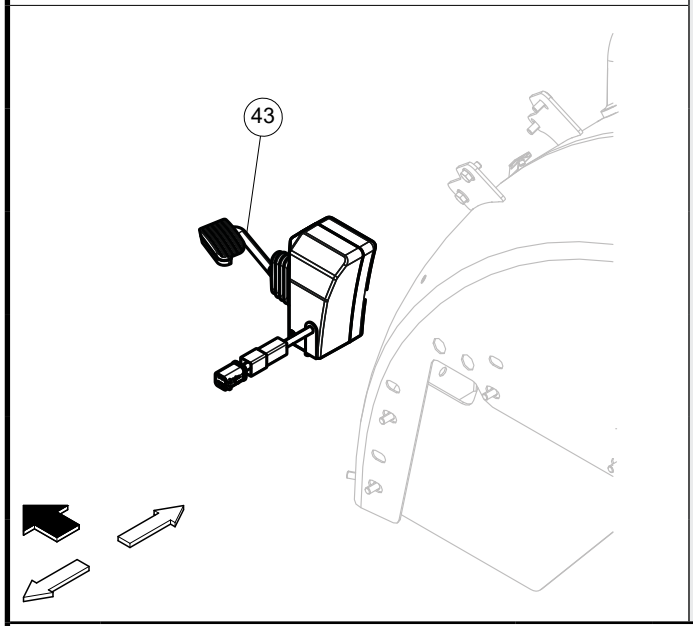

10-175 100 - COMANDO ACCELERATORE - THROTTLE CONTROL (F0207A - F0207B - F0208A - F0208B)

Agricube PRO

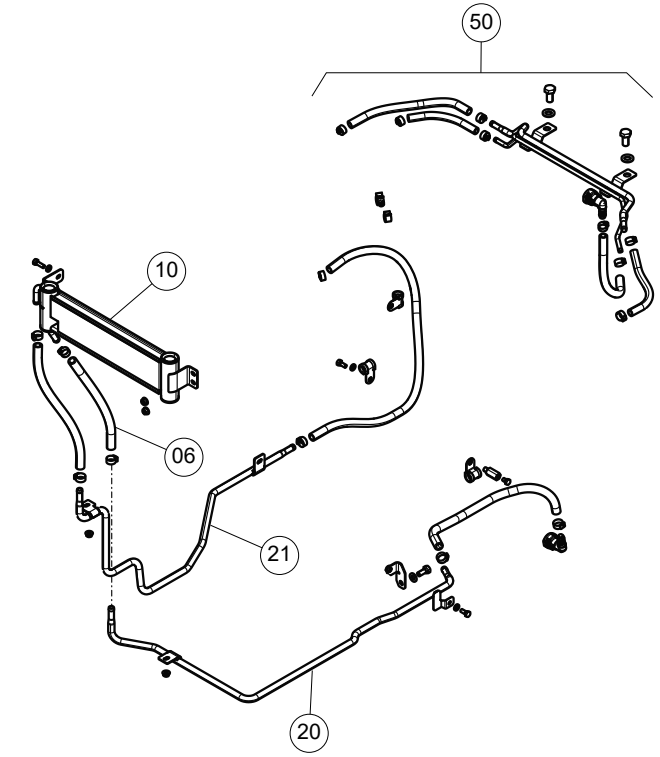

Cabina Cab		V			VL			F			FL			FB			VLB			Op. prec. / Prev. op.	Codice / Code		Descrizione / Description
Piattaforma Open station		55 kW	67 kW	75 kW	55 kW	67 kW	75 kW	55 kW	67 kW	75 kW	55 kW	67 kW	75 kW	55 kW	67 kW	75 kW	55 kW	67 kW	75 kW				
		●	●	●	●	●	●	●	●	●	●	●	●	●	●	●	●	●	●		10-180 100 06A	0,20	Tubi flessibili di mandata combustibile - Sost. *Fuel delivery hoses - Rep.*
		●	●	●	●	●	●	●	●	●	●	●	●	●	●	●	●	●	●		10-180 100 10A	0,25	Scambiatore di calore carburante - Sost. *Fuel cooler - Rep.*
		●	●	●	●	●	●	●	●	●	●	●	●	●	●	●	●	●	●		10-180 100 20A	0,25	Tubi di mandata combustibile - Sost. *Fuel delivery pipes - Rep.*
		●	●	●	●	●	●	●	●	●	●	●	●	●	●	●	●	●	●		10-180 100 21A	0,25	Tubi di ritorno combustibile - Sost. *Fuel return pipes - Rep.*
								●	●	●	●	●	●	●	●	●	●	●	●		10-180 100 50A	0,40	Tubi scambiatore di calore serbatoio (uno) - Sost. *Fuel cooler cables to fuel tank (one) - Rep.*

10-180 100 - SCAMBIATORE DI CALORE CARBURANTE - FUEL COOLER (F0410A - F0410B - F0410C - F0410D)

Agricube PRO

Cabina Cab	•	V			VL			F			FL			FB			VLB			Op. prec. / Prev. op.	Codice / Code		Descrizione / Description
Piattaforma Open station	•	55 kW	67 kW	75 kW	55 kW	67 kW	75 kW	55 kW	67 kW	75 kW	55 kW	67 kW	75 kW	55 kW	67 kW	75 kW	55 kW	67 kW	75 kW				
			•	•		•	•		•	•		•	•		•	•		•	•		10-195 100 10A	0,50	Protezioni motore - Sost. *Engine protections - Rep.*
		•	•	•	•	•	•	•	•	•	•	•	•	•	•	•	•	•	•		10-195 100 20A	0,20	Protezione centralina elettronica motore - Sost. *ECU protection - Rep.*
		•	•	•	•	•	•	•	•	•	•	•	•	•	•	•	•	•	•	10-195 100 20A	10-195 100 21B	0,15	Supporto centralina elettronica motore - Sost. *ECU support - Rep.*

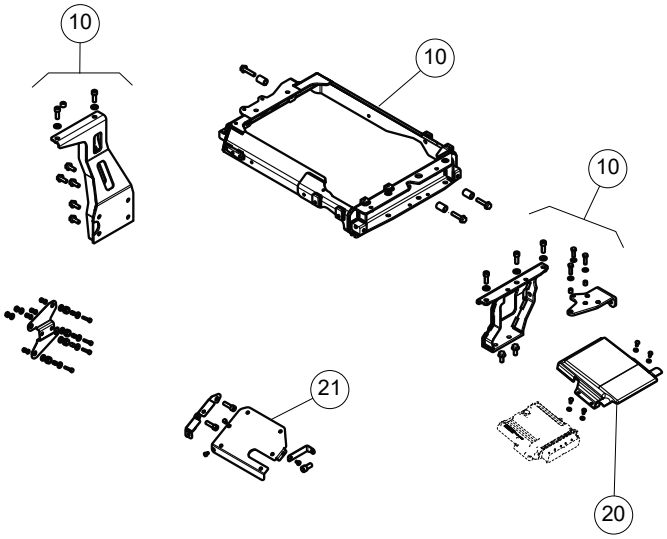

10-195 100 - PROTEZIONI MOTORE - ENGINE PROTECTIONS (A0201A - A0201B - A0201C)

Agricube PRO

	Cabina Cab	Piattaforma Open station	V 55 kW	V 67 kW	V 75 kW	VL 55 kW	VL 67 kW	VL 75 kW	F 55 kW	F 67 kW	F 75 kW	FL 55 kW	FL 67 kW	FL 75 kW	FB 55 kW	FB 67 kW	FB 75 kW	VLB 55 kW	VLB 67 kW	VLB 75 kW	Op. prec. / Prev. op.	Codice / Code		Descrizione / Description
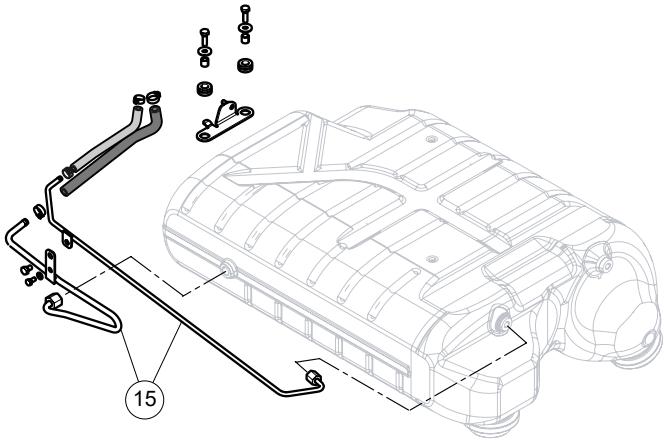	•	•		•	•		•	•		•	•		•	•		•	•		•	•		10-200 100 10A	0,20	Manicotto da turbo a DPF - Sost. *Sleeve from turbocharger to DPF - Rep.*
	•	•	•	•	•	•	•	•	•	•	•	•	•	•	•	•	•	•	•	•		10-200 100 15A	0,35	Tubi sensore intasamento DPF (uno) - Sost. *Delta pressure sensor lines (one) - Rep.*
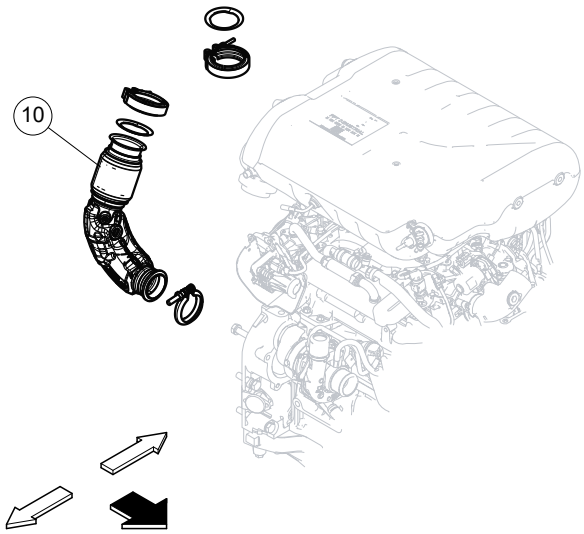																								

10-200 100 - COMPONENTI FILTRO ANTIPARTICOLATO - DIESEL PARTICULATE FILTER COMPONENTS (A0201B - A0215A - A0215B)

Agricube PRO

Cabina Cab	•	V			VL			F			FL			FB			VLB		
Piattaforma Open station	•	55 kW	67 kW	75 kW	55 kW	67 kW	75 kW	55 kW	67 kW	75 kW	55 kW	67 kW	75 kW	55 kW	67 kW	75 kW	55 kW	67 kW	75 kW

Op. prec. / Prev. op.	Codice / Code		Descrizione / Description
	20-05 100 10A	0,10	Tappo scarico olio - Sost. *Oil drain plug - Rep.*
110-10 100 10A 115-05 100 10A	20-05 100 15B	3,90	Scatola frizione - S.R. a cabina e piattaforma staccate *Clutch housing - R./l. w/cab and platform removed*

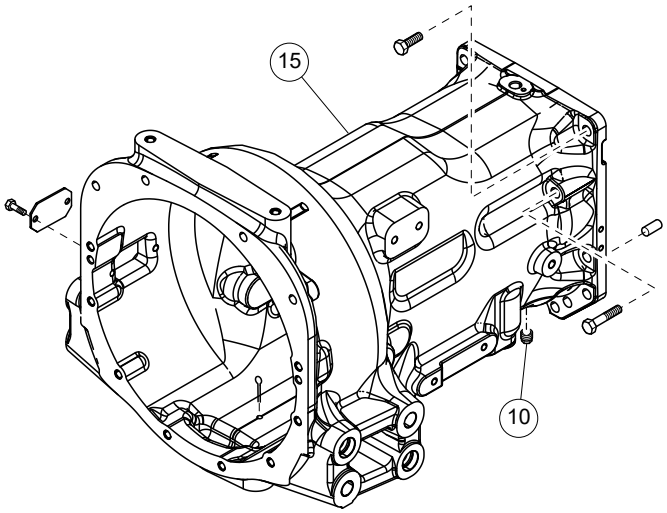

20-05 100 - SCATOLA FRIZIONE - CLUTCH HOUSING (C0100C - C0100D - C0100E - C0100F)

Agricube PRO

Cabina / Cab	V			VL			F			FL			FB			VLB			Op. prec. / Prev. op.	Codice / Code		Descrizione / Description
Piattaforma / Open station	55 kW	67 kW	75 kW	55 kW	67 kW	75 kW	55 kW	67 kW	75 kW	55 kW	67 kW	75 kW	55 kW	67 kW	75 kW	55 kW	67 kW	75 kW				
	●	●	●	●	●	●	●	●	●	●	●	●	●	●	●	●	●	●	00-150 100 12A 00-150 100 18A	20-15 100 10B	0,15	Gruppo frizione - S.R. a scatola frizione separata dal motore *Clutch assembly - R./l. w/clutch housing splitted from engine*
	●	●	●	●	●	●	●	●	●	●	●	●	●	●	●	●	●	●	20-15 100 10B	20-15 100 20C	1,75	Frizione bidisco, staccata - Rev. e regi-strazione *Dual-plate clutch, removed - Ov. and adjus*
	●	●	●	●	●	●	●	●	●	●	●	●	●	●	●	●	●	●	20-15 100 10B	20-15 100 35B	0,15	Disco frizione - Sost. a frizione staccata *Clutch plate - Rep. w/clutch removed*

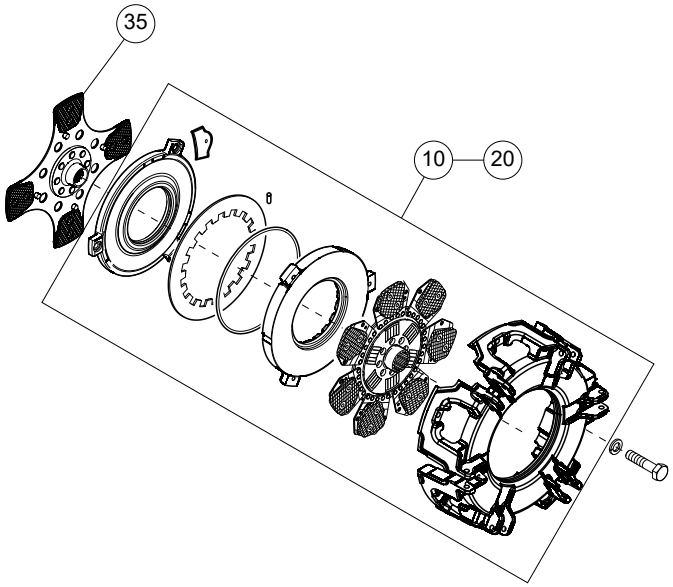

20-15 100 - FRIZIONE - CLUTCH (B0100A)

Agricube PRO

	Cabina Cab	Piattaforma Open station	V 55 kW	V 67 kW	V 75 kW	VL 55 kW	VL 67 kW	VL 75 kW	F 55 kW	F 67 kW	F 75 kW	FL 55 kW	FL 67 kW	FL 75 kW	FB 55 kW	FB 67 kW	FB 75 kW	VLB 55 kW	VLB 67 kW	VLB 75 kW	Op. prec. / Prev. op.	Codice / Code		Descrizione / Description
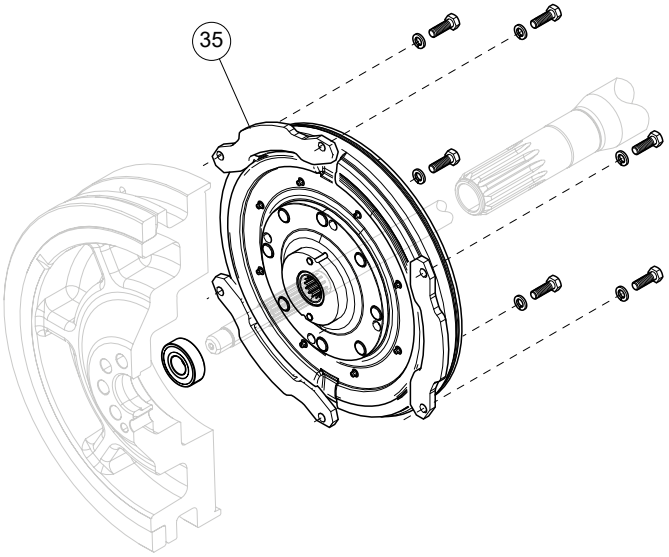	●	●	●	●	●	●	●	●	●	●	●	●	●	●	●	●	●	●	●	●	00-150 100 12A 00-150 100 18A	20-25 100 35B	0,15	Disco giunto parastrappi - Sost. *Damper plate - Rep.*

20-25 100 - GIUNTO PARASTRAPPI - DAMPER (B0102A)

Agricube PRO

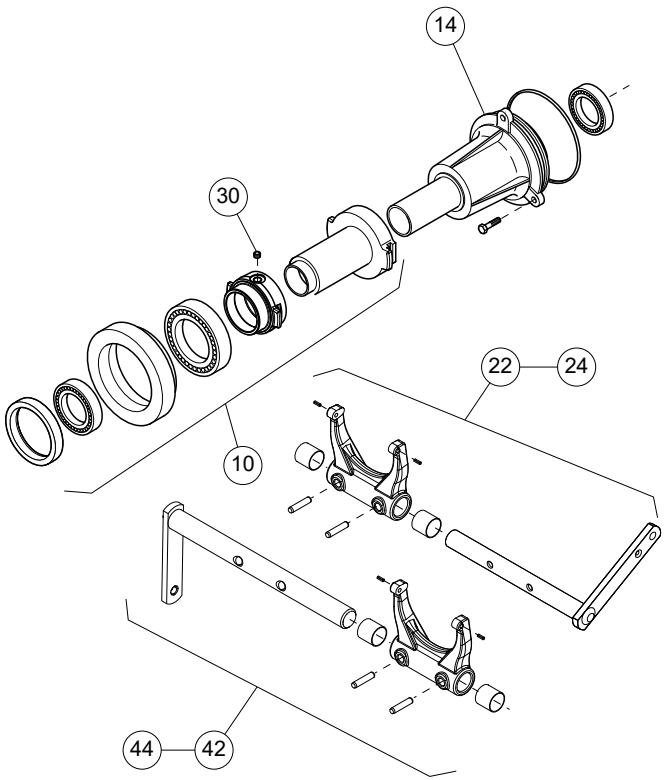

Cabina Cab	V			VL			F			FL			FB			VLB			Op. prec. / Prev. op.	Codice / Code		Descrizione / Description
Piattaforma Open station	55 kW	67 kW	75 kW	55 kW	67 kW	75 kW	55 kW	67 kW	75 kW	55 kW	67 kW	75 kW	55 kW	67 kW	75 kW	55 kW	67 kW	75 kW				
	●	●	●	●	●	●	●	●	●	●	●	●	●	●	●	●	●	●	20-15 100 10B	20-30 100 10B	0,30	Manicotto e cuscinetto reggispinta - Sost. a frizione staccata *Thrust bearing and sleeve - Rep. w/clutch removed*
	●	●	●	●	●	●	●	●	●	●	●	●	●	●	●	●	●	●	20-30 100 10B	20-30 100 14B	0,20	Manicotto fisso supporto cuscinetto reggispinta - Sost. a manicotto reggispinta staccato *Thrust bearing holder fixed sleeve - Rep. w/thrust sleeve removed*
							●	●	●	●	●	●	●	●	●	●	●	●	20-15 100 10B	20-30 100 22B	3,50	Leva e forcella comando disinnesto frizione cambio (modelli piattaforma) - S.R. a frizione staccata *Master clutch release control lever and yoke (open station models) - R./l. w/clutch removed*
	●	●	●	●	●	●	●	●	●	●	●	●							20-15 100 10B	20-30 100 24B	4,60	Leva e forcella comando disinnesto frizione cambio (modelli cabina) - S.R. a frizione staccata *Master clutch release control lever and yoke (cab models) - R./l. w/clutch removed*
	●	●	●	●	●	●	●	●	●	●	●	●	●	●	●	●	●	●	20-15 100 10B	20-30 100 30B	0,20	Ingrassatore cuscinetto reggispinta - Sost. a frizione staccata *Thrust bearing greaser - Rep. w/clutch removed*
							●	●	●	●	●	●	●	●	●	●	●	●	20-15 100 10B	20-30 100 42B	3,50	Leva e forcella comando disinnesto frizione presa di forza (modelli piattaforma) - S.R. a frizione staccata *PTO clutch release control lever and yoke (open station models) - R./l. w/clutch removed*
	●	●	●	●	●	●	●	●	●	●	●	●							20-15 100 10B	20-30 100 44B	4,60	Leva e forcella comando disinnesto frizione presa di forza (modelli cabina) - S.R. a frizione staccata *PTO clutch release control lever and yoke (cab models) - R./l. w/clutch removed*

20-30 100 - COMANDO INTERNO FRIZIONE CON INVERSORE MECCANICO - CLUTCH INTERNAL CONTROL WITH MECHANICAL REVERSER (C0101E - C0101F)

Agricube PRO

Cabina Cab	•	V			VL			F			FL			FB			VLB		
Piattaforma Open station	•	55 kW	67 kW	75 kW	55 kW	67 kW	75 kW	55 kW	67 kW	75 kW	55 kW	67 kW	75 kW	55 kW	67 kW	75 kW	55 kW	67 kW	75 kW
		•	•	•	•	•	•	•	•	•	•	•	•	•	•	•	•	•	•
		•	•	•	•	•	•	•	•	•	•	•	•	•	•	•	•	•	•
		•	•	•	•	•	•	•	•	•	•	•	•	•	•	•	•	•	•

Op. prec. / Prev. op.	Codice / Code		Descrizione / Description
20-05 100 15B	20-32 100 10B	0,30	Albero di entrata - S.R. a scatola frizione staccata *Input shaft - R/I w/clutch housing removed*
20-32 100 10B	20-32 100 14B	0,30	Albero di entrata - Sost. ad albero staccato *Input shaft - Rep. w/input shaft removed*
20-05 100 15B	20-32 100 15B	0,20	Supporto frizione albero di entrata - Sost. *Clutch support input shaft clutch - Rep.*

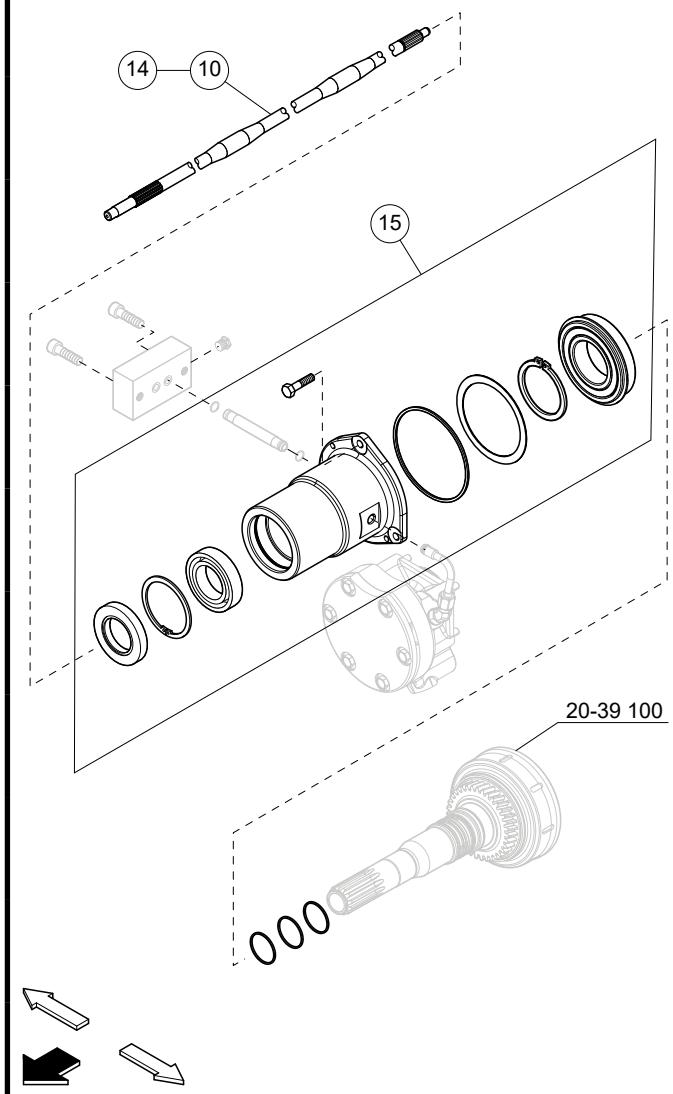

20-32 100 - COMANDO INTERNO FRIZIONE CON INVERSORE IDRAULICO - POWER REVERSER CLUTCH INTERNAL CONTROL (C0101C - C0101D - C0103C - C0103D)

Agricube PRO

Cabina Cab	•	V			VL			F			FL			FB			VLB		
Piattaforma Open station	•	55 kW	67 kW	75 kW	55 kW	67 kW	75 kW	55 kW	67 kW	75 kW	55 kW	67 kW	75 kW	55 kW	67 kW	75 kW	55 kW	67 kW	75 kW

Op. prec. / Prev. op.	Codice / Code		Descrizione / Description
	20-35 100 10B	1,70	Albero frizione-cambio - Sost. a scatola frizione staccata *Clutch to transmission drive shaft - Rep. w/clutch housing* removed
	20-35 100 15B	6,10	Albero conduttore presa di forza (modelli cabina) - Sost. a scatola presa di forza staccata *PTO drive shaft (cab models) - Rep. w/ PTO case removed*
	20-35 100 25B	5,15	Albero conduttore presa di forza (modelli piattaforma) - Sost. a scatola presa di forza staccata *PTO drive shaft (open station models) - Rep. w/PTO case removed*
	20-35 100 30B	1,75	Guarnizione albero frizione-cambio - Sost. a scatola frizione staccata *Clutch to transmission drive shaft seal - Rep. w/clutch housing removed*

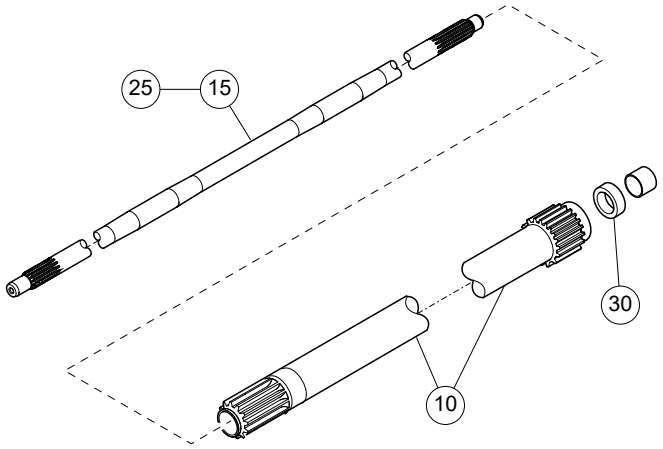

20-35 100 - ALBERO CONDUTTORE CAMBIO E PRESA DI FORZA MECCANICA - TRANSMISSION DRIVE SHAFT AND MECHANICAL PTO (C0102F)

Agricube PRO

Cabina / Cab	V			VL			F			FL			FB			VLB			Op. prec. / Prev. op.	Codice / Code		Descrizione / Description
Piattaforma / Open station	55 kW	67 kW	75 kW	55 kW	67 kW	75 kW	55 kW	67 kW	75 kW	55 kW	67 kW	75 kW	55 kW	67 kW	75 kW	55 kW	67 kW	75 kW				
	●	●	●	●	●	●	●	●	●	●	●	●	●	●	●	●	●	●	20-05 100 15B	20-39 100 20B	0,50	Albero - Sost. a scatola frizione staccata *Shaft - Rep. w/clutch housing removed*
	●	●	●	●	●	●	●	●	●	●	●	●	●	●	●	●	●	●	20-05 100 15B	20-39 100 34B	0,25	Frizione albero di entrata - Rev. a frizione staccata *Input shaft clutch - Ov. w/clutch removed*
	●	●	●	●	●	●	●	●	●	●	●	●	●	●	●	●	●	●		20-39 100 36A	0,10	Sensore - Sost. *Sensor - Rep.*

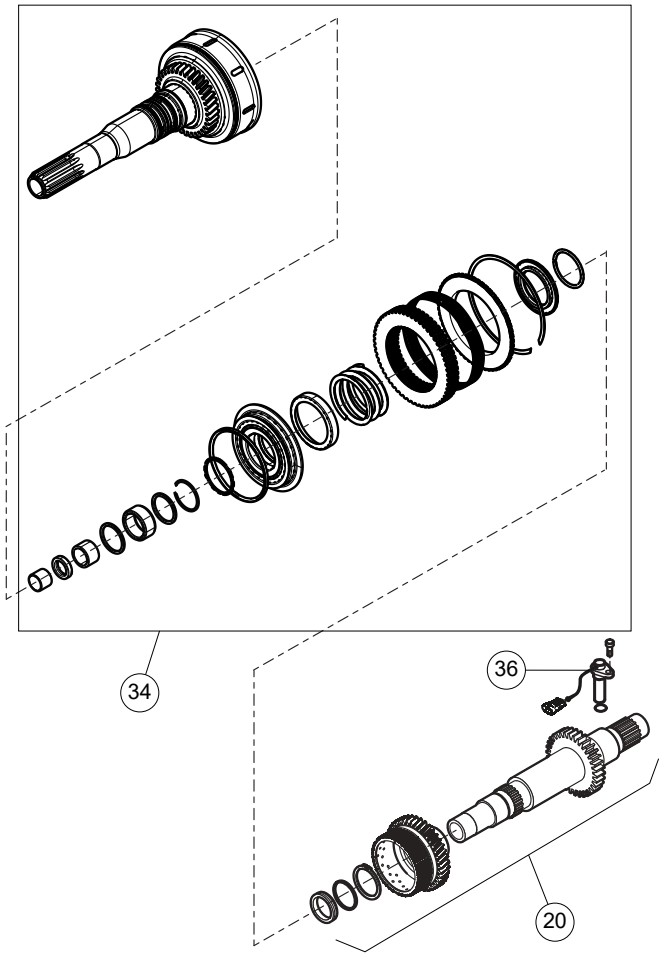

20-39 100 - ALBERO E FRIZIONE INVERSORE IDRAULICO CON RIDUTTORE IDRAULICO - POWER REVERSER SHAFT AND CLUTCH WITH HYDRAULIC SPLITTER (C0104C - C0104D)

Agricube PRO

Cabina Cab	•	V			VL			F			FL			FB			VLB			Op. prec. / Prev. op.	Codice / Code		Descrizione / Description
Piattaforma Open station	•	55 kW	67 kW	75 kW	55 kW	67 kW	75 kW	55 kW	67 kW	75 kW	55 kW	67 kW	75 kW	55 kW	67 kW	75 kW	55 kW	67 kW	75 kW				
		•	•	•	•	•	•	•	•	•	•	•	•	•	•	•	•	•	•		20-40 100 10A	0,50	Pedale disinnesto frizione cambio - S.R. *Master clutch release pedal - R./I.*
		•	•	•	•	•	•	•	•	•	•	•	•	•	•	•	•	•	•		20-40 100 15A	0,25	Molla richiamo pedale frizione cambio - Sost. *Master clutch pedal return spring - Rep.*
		•	•	•	•	•	•	•	•	•	•	•	•	•	•	•	•	•	•		20-40 100 20A	0,75	Tirante comando disinnesto frizione cambio - Sost. *Master clutch release control link - Rep.*
		•	•	•	•	•	•	•	•	•	•	•	•	•	•	•	•	•	•		20-40 100 40A	0,40	Molla richiamo leva comando disinnesto frizione cambio - Sost. *Master clutch release control lever return spring - Rep.*

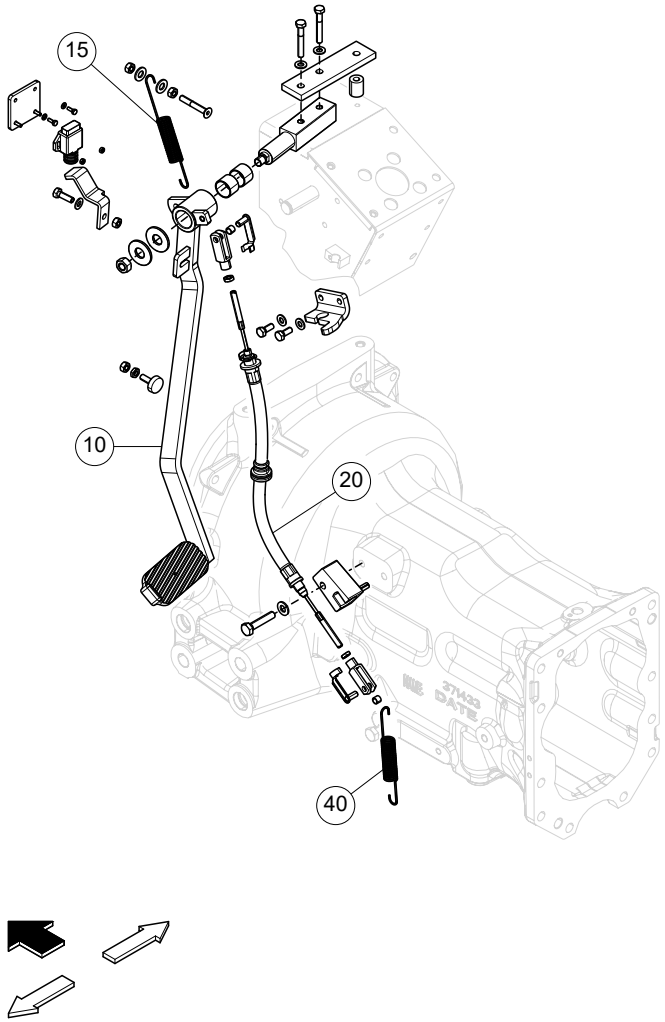

20-40 100 - PEDALE FRIZIONE CON INVERSORE MECCANICO - CLUTCH PEDAL WITH MECHANICAL REVERSER (B0103A - B0103C)

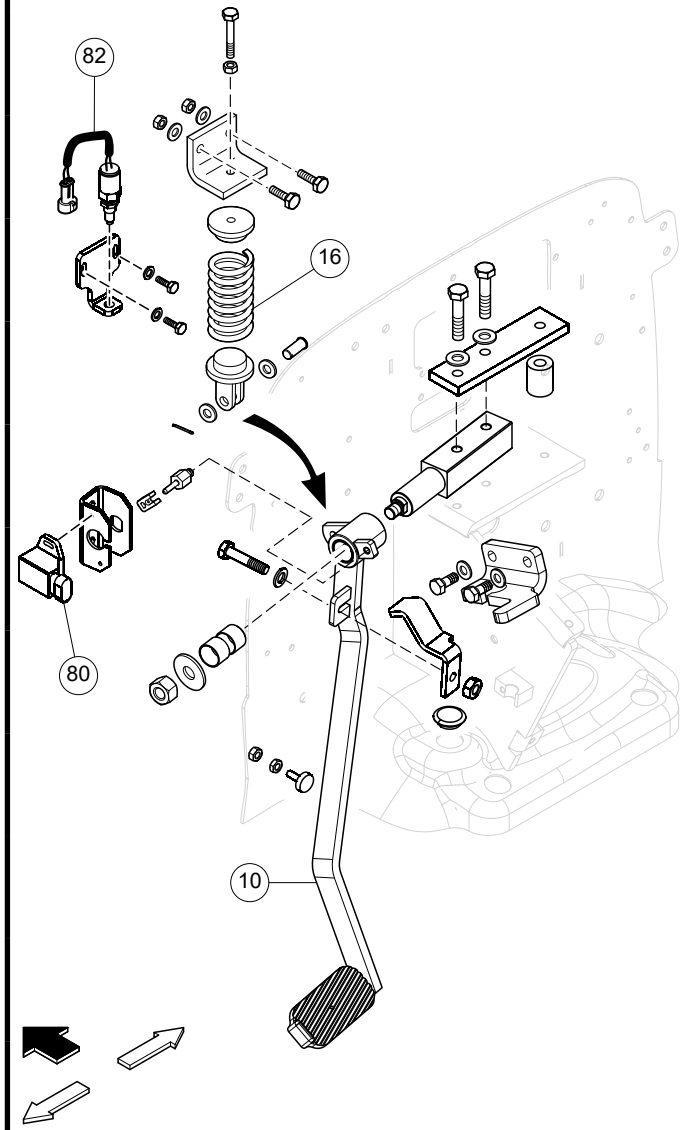

Cabina Cab	•	V			VL			F			FL			FB			VLB			Op. prec. / Prev. op.	Codice / Code		Descrizione / Description
Piattaforma Open station	•	55 kW	67 kW	75 kW	55 kW	67 kW	75 kW	55 kW	67 kW	75 kW	55 kW	67 kW	75 kW	55 kW	67 kW	75 kW	55 kW	67 kW	75 kW				
		•	•	•	•	•	•	•	•	•	•	•	•	•	•	•	•	•	•		20-45 100 10A	0,50	Pedale avanzamento - Sost. *Inching pedal - Rep.*
		•	•	•	•	•	•	•	•	•	•	•	•	•	•	•	•	•	•		20-45 100 16A	0,35	Molla richiamo pedale avanzamento - Sost *Inching pedal return spring - Rep.*
		•	•	•	•	•	•	•	•	•	•	•	•	•	•	•	•	•	•		20-45 100 80A	0,35	Potenziometro pedale avanzamento - Sost. *Inching pedal potentiometer - Rep.*
		•	•	•	•	•	•	•	•	•	•	•	•	•	•	•	•	•	•		20-45 100 82A	0,35	Interruttore pedale avanzamento - Sost. *Inching pedal switch - Rep.*

20-45 100 - PEDALE AVANZAMENTO CON INVERSORE ELETTROIDRAULICO - INCHING PEDAL WITH ELECTROHYDRAULIC REVERSER (B0103B - B0103D)

Agricube PRO

Cabina Cab	•	V			VL			F			FL			FB			VLB		
Piattaforma Open station	•	55 kW	67 kW	75 kW	55 kW	67 kW	75 kW	55 kW	67 kW	75 kW	55 kW	67 kW	75 kW	55 kW	67 kW	75 kW	55 kW	67 kW	75 kW

Op. prec. / Prev. op.	Codice / Code		Descrizione / Description
	20-50 100 20A	0,20	Tubo fra valvola e cilindro - Sost. *Line, valve to cylinder - Rep.*
	20-50 100 30A	0,45	Cilindro innesto frizione PTO - S.R. *Cylinder, PTO clutch engagement - R./I.*
	20-50 100 50A	0,35	Sensore pressione - S.R. *Pressure sensor - R./I.*

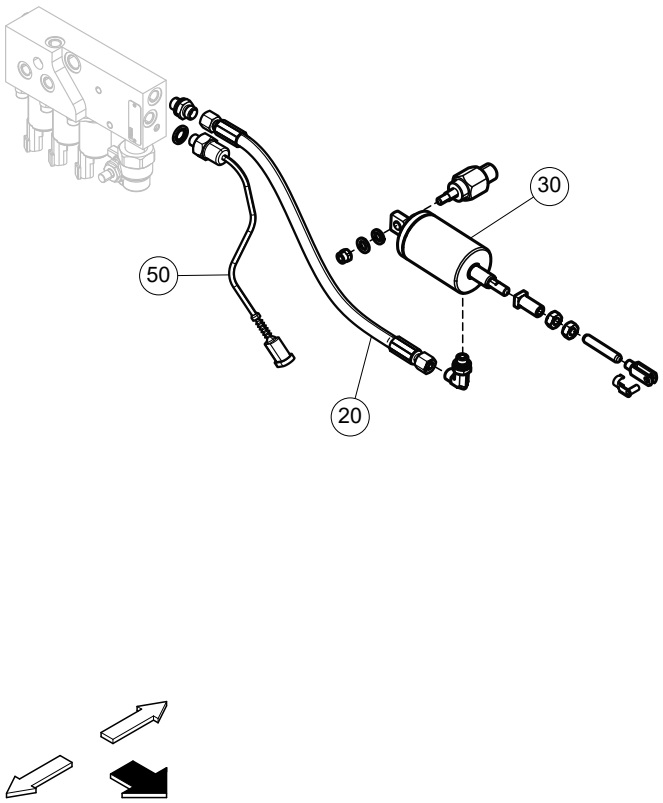

20-50 100 - COMANDO IDROSTATICO FRIZIONE PRESA DI FORZA - PTO CLUTCH HYDRAULIC RELEASE CONTROL (B0106A)

Agricube PRO

Cabina Cab	•	V			VL			F			FL			FB			VLB		
Piattaforma Open station	•	55 kW	67 kW	75 kW	55 kW	67 kW	75 kW	55 kW	67 kW	75 kW	55 kW	67 kW	75 kW	55 kW	67 kW	75 kW	55 kW	67 kW	75 kW

Op. prec. / Prev. op.	Codice / Code		Descrizione / Description
	25-10 100 02A	0,15	Olio trasmissione post. - Verifica e ripristino livello *Rear transmission oil - Check and top-up level*
110-10 100 10A 115-05 100 10A	25-10 100 22B	5,90	Scatola trasmissione post. - S.R. a piattaforma e cabina staccate *Rear transmission housing - R./l. w/ platform and cab removed*
110-10 100 10A 115-05 100 10A	25-10 100 30B	0,25	Coperchio superiore scatola trasmissione post. - S.R. a piattaforma e cabina staccate *Rear transmission housing, upper cover - R./l. w/platform and cab removed*
	25-10 100 34A	0,50	Coperchio inferiore scatola trasmissione post. - S.R. *Rear transmission housing, lower cover - R./l.*
00-100 100 12A 00-100 100 18A	25-10 100 50B	0,35	Coperchio albero condotto cambio - Sost. a scatola frizione separata dalla scatola trasmissione posteriore *Transmission driven shaft cover - Rep. w/ clutch housing splitted from rear transmission housing*
00-100 100 12A 00-100 100 18A	25-10 100 53B	0,35	Coperchio albero frizione-cambio - Sost. a scatola frizione separata dalla scatola trasmissione posteriore *Clutch to transmission drive shaft cover - Rep. w/clutch housing splitted from rear transmission housing*

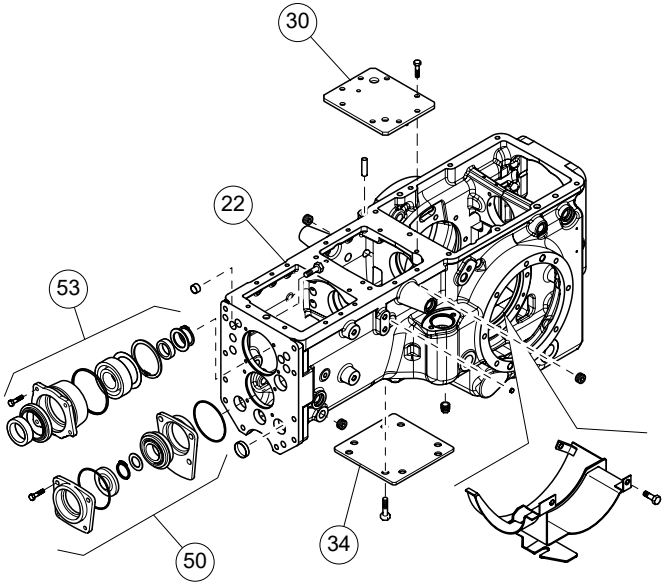

25-10 100 - SCATOLA TRASMISSIONE POSTERIORE - REAR TRANSMISSION HOUSING (C0900C - C0900D - C0900E - C0900F - C0902C - C0902D - C0902F)

Agricube PRO

Cabina Cab	•	V			VL			F			FL			FB			VLB		
Piattaforma Open station	•	55 kW	67 kW	75 kW	55 kW	67 kW	75 kW	55 kW	67 kW	75 kW	55 kW	67 kW	75 kW	55 kW	67 kW	75 kW	55 kW	67 kW	75 kW
		•	•	•	•	•	•	•	•	•	•	•	•	•	•	•	•	•	•
		•	•	•	•	•	•	•	•	•	•	•	•	•	•	•	•	•	•
		•	•	•	•	•	•	•	•	•	•	•	•	•	•	•	•	•	•

Op. prec. / Prev. op.	Codice / Code		Descrizione / Description
25-10 100 22B	25-20 100 10B	2,55	Albero conduttore riduttore - S.R. a scatola trasmissione post. staccata *Splitter drive shaft - R./l. w/rear transmission housing removed*
25-20 100 10B	25-20 100 22B	1,20	Albero conduttore cambio - S.R. ad albero conduttore riduttore staccato *Transmission drive shaft - R./l. w/splitter drive shaft removed*
25-20 100 22B	25-20 100 24C	0,30	Sincronizzatore inversore - Rev. ad albero conduttore cambio staccato *Reverser synchronizer -Ov. w/transmission drive shaft removed*

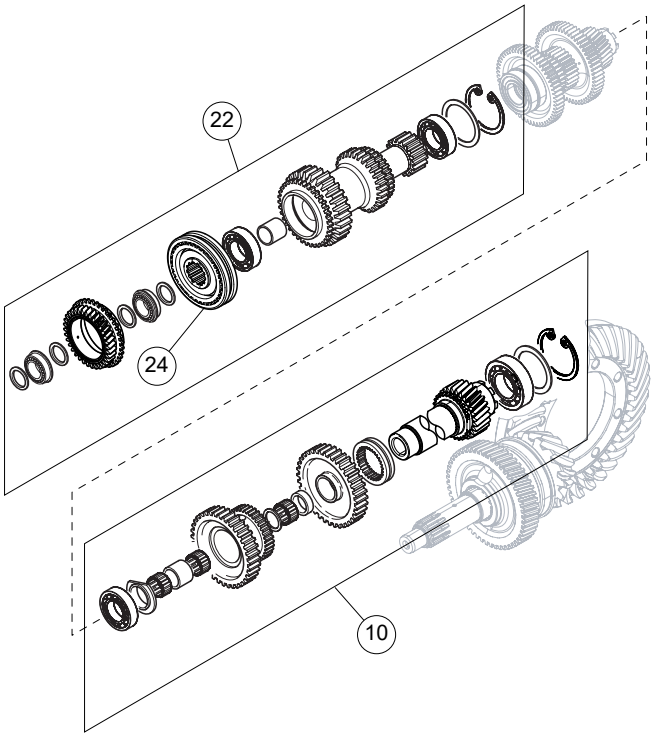

25-20 100 - ALBERO CONDUTTORE CAMBIO E RIDUTTORE - TRANSMISSION AND SPLITTER DRIVE SHAFT(C0905C - C0905D - C0905E - C0905F)

Agricube PRO

Cabina / Cab	V			VL			F			FL			FB			VLB		
Piattaforma / Open station	55 kW	67 kW	75 kW	55 kW	67 kW	75 kW	55 kW	67 kW	75 kW	55 kW	67 kW	75 kW	55 kW	67 kW	75 kW	55 kW	67 kW	75 kW
Cabina / Cab •	•	•	•	•	•	•	•	•	•	•	•	•	•	•	•	•	•	•
Piattaforma / Open station •																		

Op. prec. / Prev. op.	Codice / Code		Descrizione / Description
25-20 100 20B 25-40 100 10B	25-35 100 10B	1,80	Albero condotto cambio - S.R. ad albero conduttore cambio ed albero pignone conico staccati *Transmission driven shaft - R./I. w/ transmission drive shaft and bevel pinion shaft removed*
25-35 100 10B	25-35 100 14C	0,30	Sincronizzatore (uno) - Rev. ad albero condotto cambio staccato *Synchronizer (one) - Ov. w/transmission driven shaft removed*

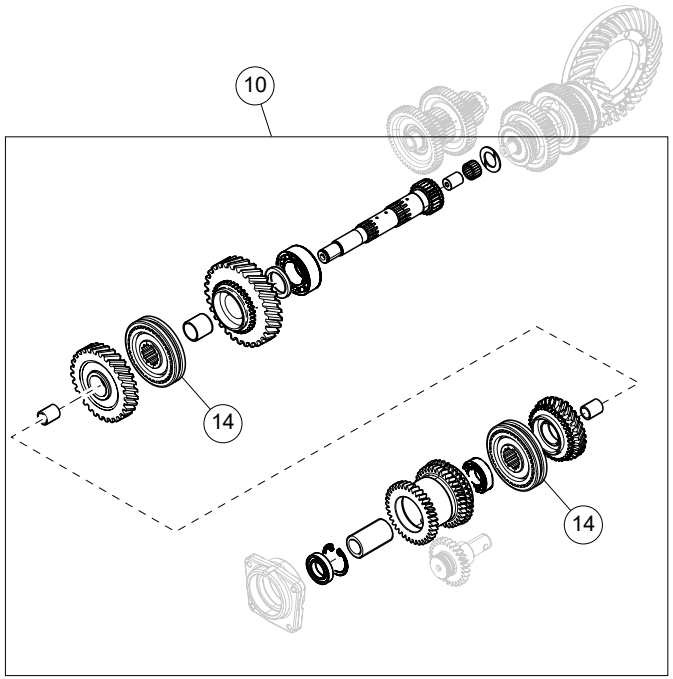

25-35 100 - ALBERO CONDOTTO CAMBIO - TRANSMISSION DRIVEN SHAFT (C0906C - C0906D - C0906E - C0906F)

Agricube PRO

Cabina / Cab	V			VL			F			FL			FB			VLB			Op. prec. / Prev. op.	Codice / Code		Descrizione / Description
Piattaforma / Open station	55 kW	67 kW	75 kW	55 kW	67 kW	75 kW	55 kW	67 kW	75 kW	55 kW	67 kW	75 kW	55 kW	67 kW	75 kW	55 kW	67 kW	75 kW				
	●	●	●	●	●	●	●	●	●	●	●	●	●	●	●	●	●	●	25-20 100 10B	25-40 100 10B	2,10	Albero pignone conico (coppia conica) - S.R. ad albero conduttore riduttore staccato (incluso registrazione corona conica) (escluso revisione differenziale) *Bevel pinion shaft (bevel gear) - R./l. w/ splitter drive shaft removed (ring bevel gear adjustment included) (Ov. differential unit excluded)*

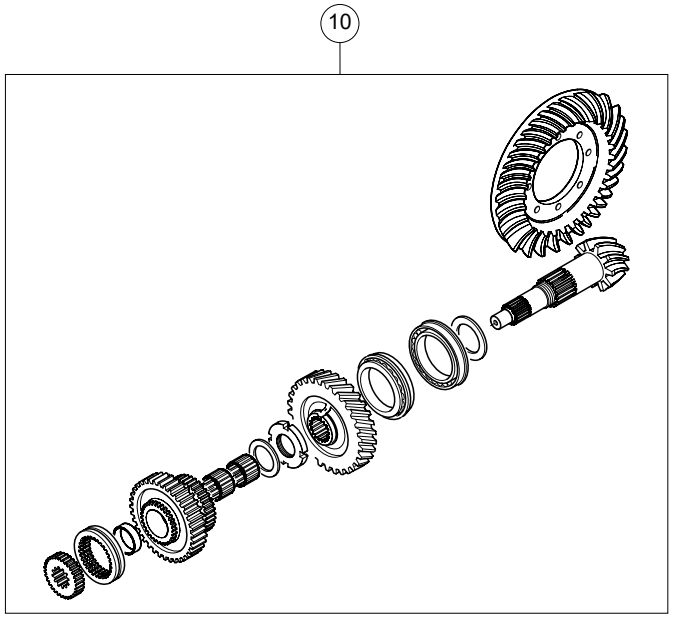

25-40 100 - COPPIA CONICA - BEVEL GEAR (C0907C - C0907D - C0907E - C0907F)

Agricube PRO

		V			VL			F			FL			FB			VLB			Op. prec. / Prev. op.	Codice / Code		Descrizione / Description
Cabina / Cab	•	55 kW	67 kW	75 kW	55 kW	67 kW	75 kW	55 kW	67 kW	75 kW	55 kW	67 kW	75 kW	55 kW	67 kW	75 kW	55 kW	67 kW	75 kW				
Piattaforma / Open station	•	•	•	•	•	•	•	•	•	•	•	•	•	•	•	•	•	•	•				
																				00-100 100 12A 00-100 100 18A	25-45 100 10B	0,30	Ingranaggio retromarcia - S.R. a scatola frizione separata dalla scatola trasmissione posteriore *Reversing gear - R./l. w/clutch housing splitted from rear transmission housing*

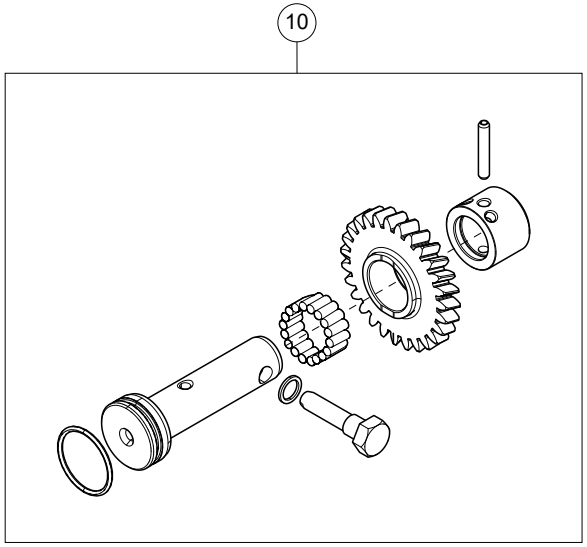

25-45 100 - INGRANAGGIO RETROMARCIA CON INVERSORE MECCANICO - REVERSING GEAR WITH MECHANICAL REVERSER (C0901E - C0901F)

Agricube PRO

		V			VL			F			FL			FB			VLB			Op. prec. / Prev. op.	Codice / Code		Descrizione / Description
Cabina / Cab	•	55 kW	67 kW	75 kW	55 kW	67 kW	75 kW	55 kW	67 kW	75 kW	55 kW	67 kW	75 kW	55 kW	67 kW	75 kW	55 kW	67 kW	75 kW				
Piattaforma / Open station	•	•	•	•	•	•	•	•	•	•	•	•	•	•	•	•	•	•	•	00-100 100 12A 00-100 100 18A	25-50 100 10B	0,50	Ingranaggio retromarcia - S.R. a scatola frizione separata dalla scatola trasmissione posteriore *Reversing gear - R./l. w/clutch housing splitted from rear transmission housing*

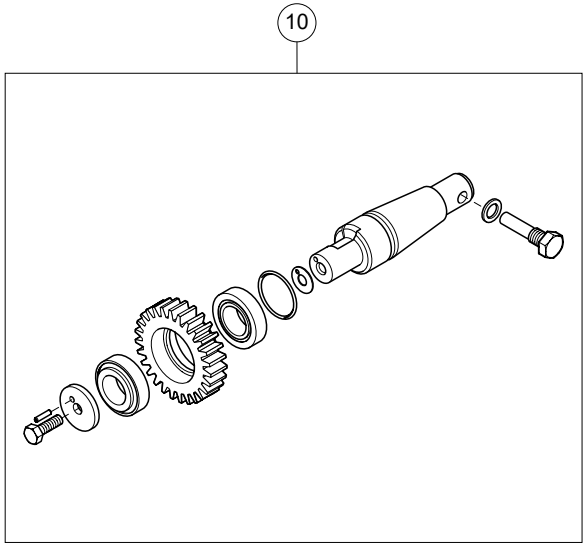

25-50 100 - INGRANAGGIO RETROMARCIA CON INVERSORE ELETTROIDRAULICO - REVERSING GEAR WITH ELECTROHYDRAULIC REVERSER (C0901C - C0901D)

Agricube PRO

Cabina Cab	•	V			VL			F			FL			FB			VLB		
Piattaforma Open station	•	55 kW	67 kW	75 kW	55 kW	67 kW	75 kW	55 kW	67 kW	75 kW	55 kW	67 kW	75 kW	55 kW	67 kW	75 kW	55 kW	67 kW	75 kW

Op. prec. / Prev. op.	Codice / Code		Descrizione / Description
	25-55 100 10A	0,25	Dispositivo di scatto aste - S.R. *Striker rod positioning control - R./I.*
25-20 100 22B	25-55 100 20B	0,20	Aste e forcelle comando marce - S.R. ad albero conduttore cambio staccato *Rod and fork speed gears control - R./I. w/ transmission drive shaft removed*

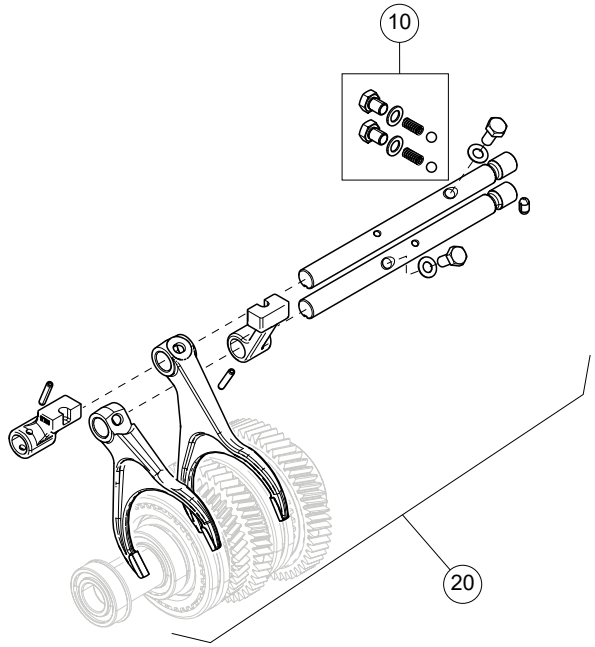

25-55 100 - ASTE E FORCELLE COMANDO MARCE - ROD AND FORK SPEED GEARS CONTROL (C0903C - C0903D - C0903E - C0903F)

Agricube PRO

Cabina Cab	•	V			VL			F			FL			FB			VLB		
Piattaforma Open station	•	55 kW	67 kW	75 kW	55 kW	67 kW	75 kW	55 kW	67 kW	75 kW	55 kW	67 kW	75 kW	55 kW	67 kW	75 kW	55 kW	67 kW	75 kW
		•	•	•	•	•	•	•	•	•	•	•	•	•	•	•	•	•	•
		•	•	•	•	•	•	•	•	•	•	•	•	•	•	•	•	•	•
		•	•	•	•	•	•	•	•	•	•	•	•	•	•	•	•	•	•

Op. prec. / Prev. op.	Codice / Code		Descrizione / Description
	25-70 100 10A	0,25	Dispositivo di scatto aste - S.R. *Striker rod positioning control - R./l.*
25-20 100 10B	25-70 100 20A	0,20	Asta e forcella comando gamme medie/ veloce - S.R. ad albero conduttore riduttore staccato *Rod and fork medium/high range control - R./l. w/splitter drive shaft removed*
00-100 100 12A 00-100 100 18A	25-70 100 30A	0,75	Asta e forcella comando gamma lenta - S.R. a scatola frizione separata dalla scatola trasmissione posteriore *Rod and fork low range control - R./l. w/ clutch housing splitted from rear transmission housing*

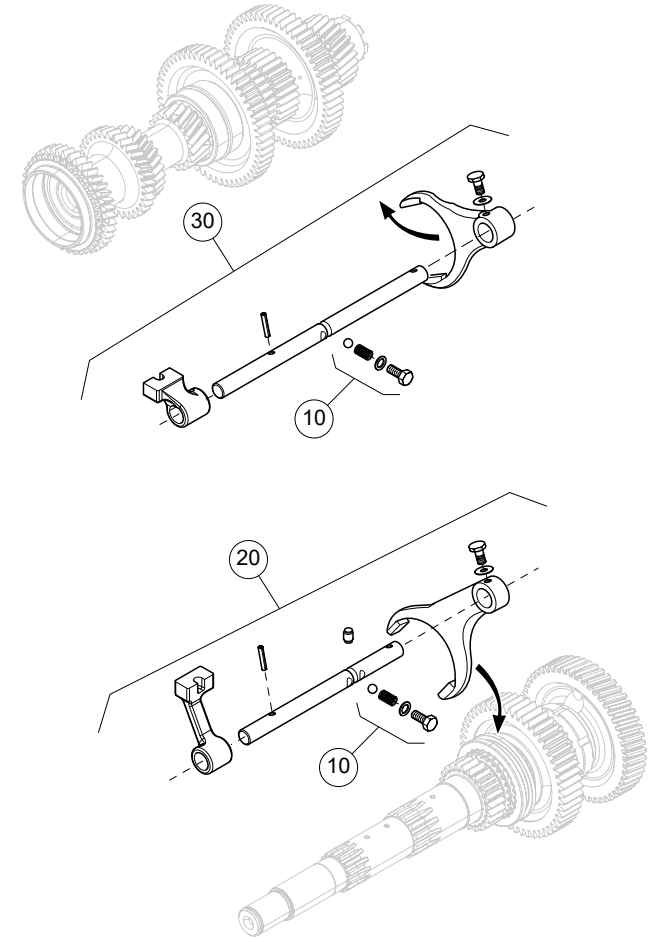

25-70 100 - ASTE E FORCELLE COMANDO GAMME - ROD AND FORK RANGE CONTROL (C0910C - C0910D - C0910E - C0910F)

Agricube PRO

Cabina Cab	•	V			VL			F			FL			FB			VLB		
Piattaforma Open station	•	55 kW	67 kW	75 kW	55 kW	67 kW	75 kW	55 kW	67 kW	75 kW	55 kW	67 kW	75 kW	55 kW	67 kW	75 kW	55 kW	67 kW	75 kW

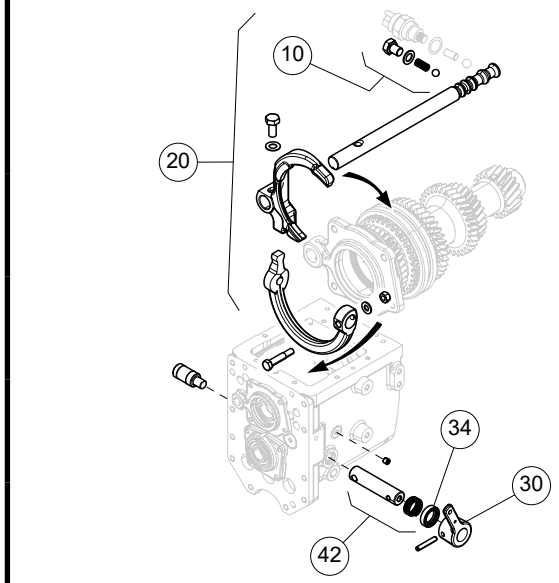

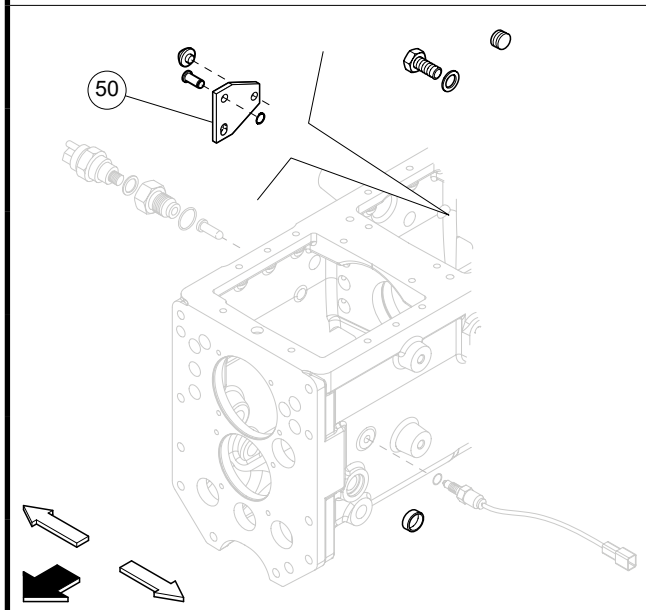

Op. prec. / Prev. op.	Codice / Code		Descrizione / Description
	25-90 100 10A	0,25	Dispositivo di scatto aste - S.R. *Striker rod positioning control - R./I.*
00-100 100 12A 00-100 100 18A	25-90 100 20B	0,50	Asta e forcella comando inversore - S.R. a scatola frizione separata dalla scatola trasmissione posteriore *Rod and fork reversing gear control - R./I. w/clutch housing splitted from rear transmission housing*
	25-90 100 30A	0,60	Leva esterna comando inversore - S.R. *External lever, reversing gear control - R./I.*
	25-90 100 34A	0,65	Guarnizione - Sost. *Seal - Rep.*
25-20 100 22B	25-90 100 42B	0,30	Leva interna comando inversore - S.R. ad albero conduttore cambio staccato *Internal lever, reversing gear control - R./I. w/transmission drive shaft removed*
00-100 100 12A 00-100 100 18A	25-90 100 50A	0,25	Piastra comandi interni inversore - S.R. *Reverser inner control plate - R./I.*

25-90 100 - ASTA E FORCELLA COMANDO INVERSORE - ROD AND FORK REVERSING GEAR CONTROL (C0909C - C0909D - C0909E - C0909F)

Agricube PRO

Cabina Cab	•	V			VL			F			FL			FB			VLB		
Piattaforma Open station	•	55 kW	67 kW	75 kW	55 kW	67 kW	75 kW	55 kW	67 kW	75 kW	55 kW	67 kW	75 kW	55 kW	67 kW	75 kW	55 kW	67 kW	75 kW
		•	•	•	•	•	•	•	•	•	•	•	•	•	•	•	•	•	•
		•	•	•	•	•	•	•	•	•	•	•	•	•	•	•	•	•	•

Op. prec. / Prev. op.	Codice / Code		Descrizione / Description
20-05 100 15B	25-95 100 10B	0,90	HI-LO meccanico - S.R. a scatola frizione staccata *Mechanical HI-LO - R./l. w/clutch housing removed*
25-95 100 10B	25-95 100 14C	0,30	Sincronizzatore (uno) - Rev. ad HI-LO staccato *10 Synchronizer (one) - Ov. w/HI-LO removed*

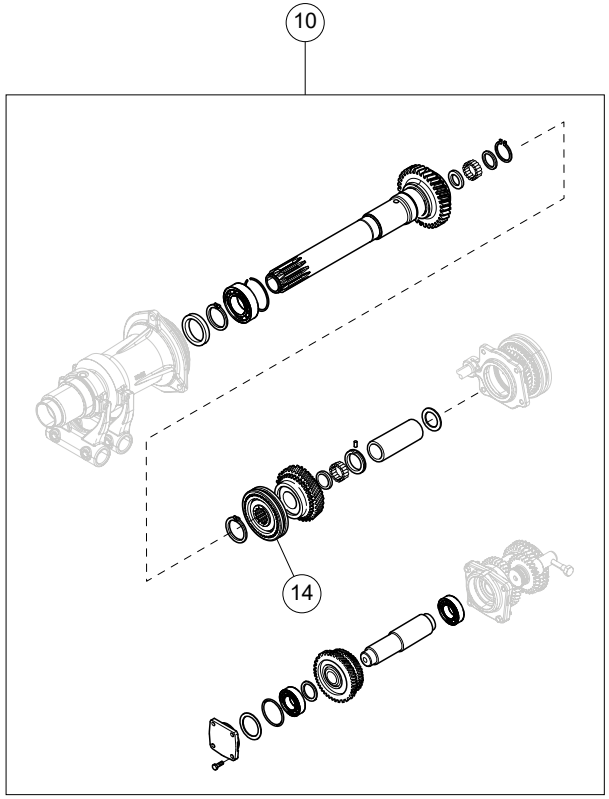

25-95 100 - HI-LO MECCANICO - MECHANICAL HI-LO (C0105E - C0105F)

Agricube PRO

Cabina Cab	•	V			VL			F			FL			FB			VLB		
Piattaforma Open station	•	55 kW	67 kW	75 kW	55 kW	67 kW	75 kW	55 kW	67 kW	75 kW	55 kW	67 kW	75 kW	55 kW	67 kW	75 kW	55 kW	67 kW	75 kW
		•	•	•	•	•	•	•	•	•	•	•	•	•	•	•	•	•	•
		•	•	•	•	•	•	•	•	•	•	•	•	•	•	•	•	•	•
		•	•	•	•	•	•	•	•	•	•	•	•	•	•	•	•	•	•
		•	•	•	•	•	•	•	•	•	•	•	•	•	•	•	•	•	•

Op. prec. / Prev. op.	Codice / Code		Descrizione / Description
25-95 100 10B	25-100 100 20B	0,10	Asta e forcella comando Hi-Lo meccanico - S.R. ad Hi-Lo meccanico staccato *Rod and fork mechanical Hi-Lo control - R./l. w/mechanical Hi-Lo removed*
	25-100 100 30A	0,40	Leva esterna comando Hi-Lo meccanico - S.R. *External lever, mechanical Hi-Lo control - R./l.*
	25-100 100 34A	0,50	Guarnizione - Sost. *Seal - Rep.*
25-95 100 10B	25-100 100 44B	0,15	Leva interna comando Hi-Lo meccanico - S.R. ad Hi-Lo meccanico staccato *Internal lever, mechanical Hi-Lo control - R./l. w/mechanical Hi-Lo removed*

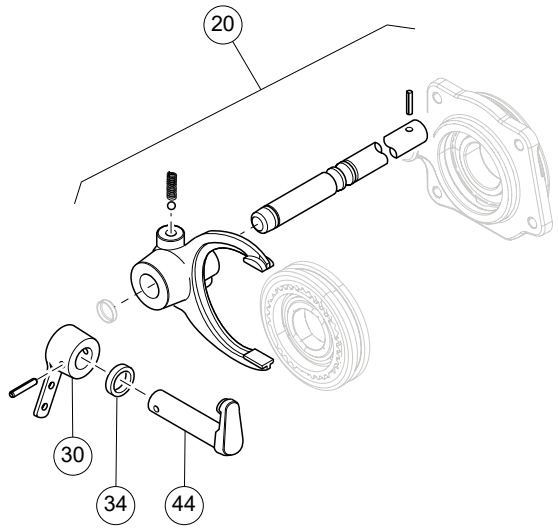

25-100 100 - ASTA E FORCELLA COMANDO HI-LO MECCANICO - ROD AND FORK MECHANICAL HI-LO CONTROL (C0106E - C0106F)

Agricube PRO

Cabina Cab	•	V			VL			F			FL			FB			VLB			Op. prec. / Prev. op.	Codice / Code		Descrizione / Description
Piattaforma Open station	•	55 kW	67 kW	75 kW	55 kW	67 kW	75 kW	55 kW	67 kW	75 kW	55 kW	67 kW	75 kW	55 kW	67 kW	75 kW	55 kW	67 kW	75 kW				
		•	•	•	•	•	•	•	•	•	•	•	•	•	•	•	•	•	•		25-115 100 11A	0,40	Sensore gamme - Sost. *Range sensor - Rep.*
		•	•	•	•	•	•	•	•	•	•	•	•	•	•	•	•	•	•		25-115 100 18A	0,40	Interruttore consenso avviamento motore - Sost. *Engine neutral start switch - Rep.*
		•	•	•	•	•	•	•	•	•	•	•	•	•	•	•	•	•	•		25-115 100 25A	0,40	Sensore giri - Sost. *Speed sensor - Rep.*

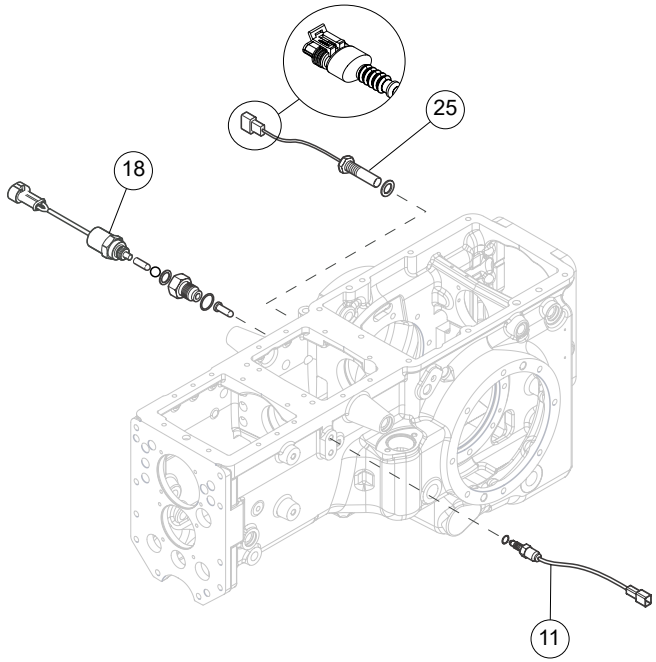

25-115 100 - INDICATORI DI FUNZIONAMENTO E DI CONTROLLO - OPERATION AND CONTROL INDICATORS (C0911C - C0911D - C0911E - C0911F)

Agricube PRO

Cabina Cab	•	V			VL			F			FL			FB			VLB		
Piattaforma Open station	•	55 kW	67 kW	75 kW	55 kW	67 kW	75 kW	55 kW	67 kW	75 kW	55 kW	67 kW	75 kW	55 kW	67 kW	75 kW	55 kW	67 kW	75 kW

Op. prec. / Prev. op.	Codice / Code		Descrizione / Description
00-150 100 12A 00-150 100 18A 70-175 100 10A	25-130 100 20B	1,40	Tubi ISC - Sost. a scatola frizione separata dal motore *ISC pipes - Rep. w/clutch housing splitted from engine*
20-05 100 15B	25-130 100 40B	0,45	Frizione ISC - S.R. a scatola frizione staccata *ISC clutch- R.I. w/clutch housing removed*

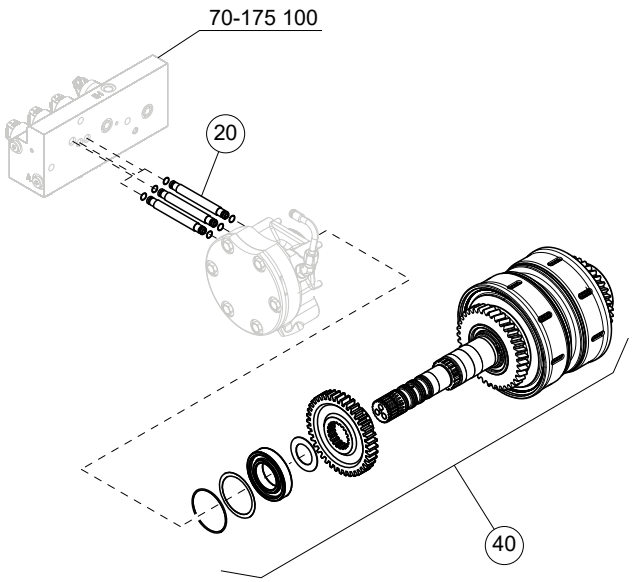

25-130 100 - FRIZIONE ISC - ISC CLUTCH (C0110C - C0110D)

Agricube PRO

		V			VL			F			FL			FB			VLB			Op. prec. / Prev. op.	Codice / Code		Descrizione / Description
Cabina / Cab	•	55 kW	67 kW	75 kW	55 kW	67 kW	75 kW	55 kW	67 kW	75 kW	55 kW	67 kW	75 kW	55 kW	67 kW	75 kW	55 kW	67 kW	75 kW				
Piattaforma / Open station	•																						
		•	•	•	•	•	•	•	•	•	•	•	•	•	•	•	•	•	•	25-130 100 40B	25-135 100 44C	1,60	Frizione ISC - Rev. a frizione staccata *ISC clutch - Ov. w/clutch removed*

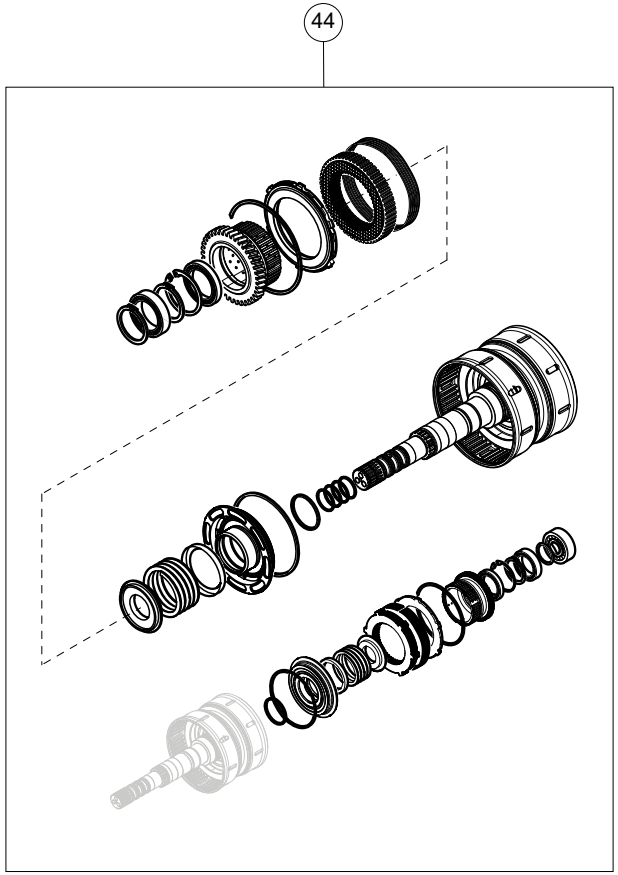

25-135 100 - FRIZIONE ISC - ISC CLUTCH (C0111D)

Agricube PRO

		V			VL			F			FL			FB			VLB			Op. prec. / Prev. op.	Codice / Code		Descrizione / Description
Cabina / Cab	●																						
Piattaforma / Open station	●	55 kW	67 kW	75 kW	55 kW	67 kW	75 kW	55 kW	67 kW	75 kW	55 kW	67 kW	75 kW	55 kW	67 kW	75 kW	55 kW	67 kW	75 kW				
		●	●	●	●	●	●	●	●	●	●	●	●	●	●	●	●	●	●	115-05 100 10A 110-10 100 10A	25-155 100 20B	0,30	Coperchio comandi cambio - S.R. a piattaforma e cabina staccate *Transmission control cover - R./l. w/ platform and cab removed*

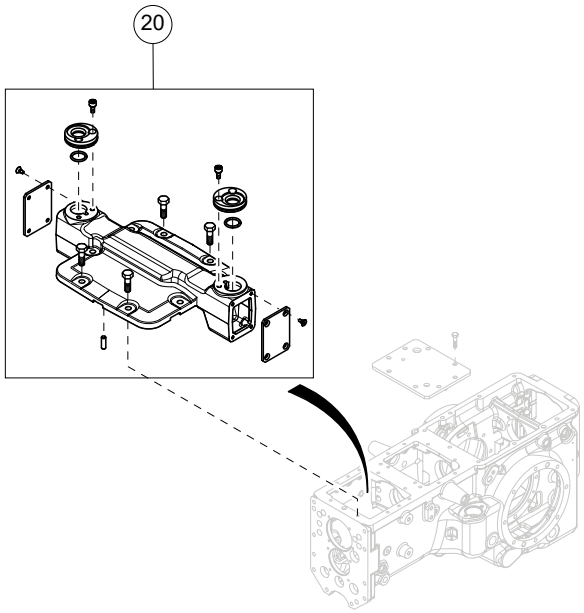

25-155 100 - COPERCHIO COMANDI CAMBIO - TRANSMISSION CONTROL COVER (C0902C - C0902D - C0902F)

Agricube PRO

		V			VL			F			FL			FB			VLB			Op. prec. / Prev. op.	Codice / Code		Descrizione / Description
Cabina / Cab	•	55 kW	67 kW	75 kW	55 kW	67 kW	75 kW	55 kW	67 kW	75 kW	55 kW	67 kW	75 kW	55 kW	67 kW	75 kW	55 kW	67 kW	75 kW				
Piattaforma / Open station	•																						
		•	•	•	•	•	•	•	•	•	•	•	•	•	•	•	•	•	•		25-160 100 10A	0,25	Cuffie leve comando cambio - Sost. *Gearshift lever boots - Rep.*
		•	•	•	•	•	•	•	•	•	•	•	•	•	•	•	•	•	•	25-155 100 20B	25-160 100 20B	0,40	Leveraggi coperchio comandi cambio - S.R. a coperchio comandi cambio staccato *Transmission control cover levers - R./I. w/ transmission control cover removed*

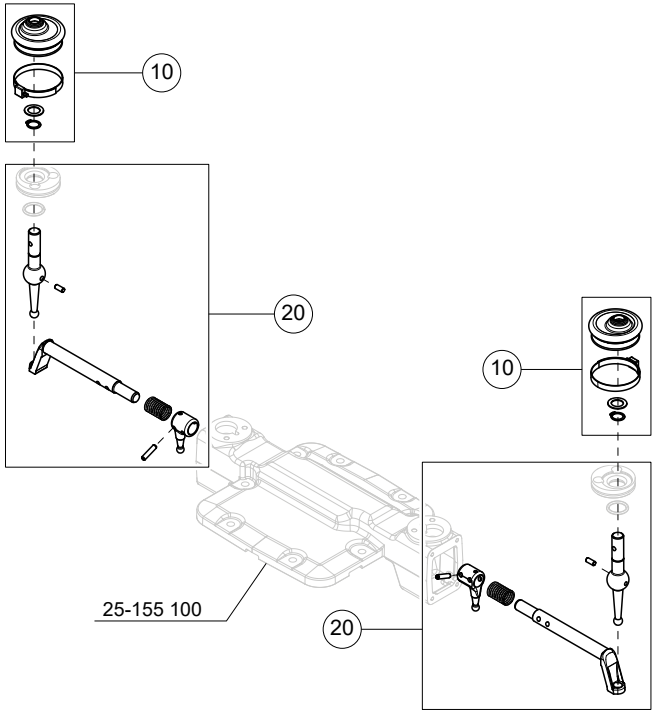

25-160 100 - LEVE COPERCHIO COMANDI CAMBIO - TRANSMISSION CONTROL COVER LEVERS (C0904C - C0904D - C0904E - C0904F)

Agricube PRO

Cabina / Cab	V			VL			F			FL			FB			VLB			Op. prec. / Prev. op.	Codice / Code		Descrizione / Description
Piattaforma / Open station	55 kW	67 kW	75 kW	55 kW	67 kW	75 kW	55 kW	67 kW	75 kW	55 kW	67 kW	75 kW	55 kW	67 kW	75 kW	55 kW	67 kW	75 kW				
	●	●	●	●	●	●	●	●	●	●	●	●	●	●	●	●	●	●		25-165 100 10A	0,10	Impugnatura leva comando cambio meccanico - Sost. *Mechanical transmission hand lever grip - Rep.*
	●	●	●	●	●	●	●	●	●	●	●	●	●	●	●	●	●	●		25-165 100 15A	0,15	Leva a mano comando cambio meccanico - Sost. *Mechanical transmission hand lever - Rep.*
	●	●	●	●	●	●	●	●	●	●	●	●	●	●	●	●	●	●		25-165 100 30A	0,20	Impugnatura leva comando cambio HI-LO - Sost. *HI-LO transmission hand lever grip - Rep.*
	●	●	●	●	●	●	●	●	●	●	●	●	●	●	●	●	●	●		25-165 100 35A	0,30	Leva a mano comando cambio HI-LO - Sost. *HI-LO transmission hand lever - Rep.*

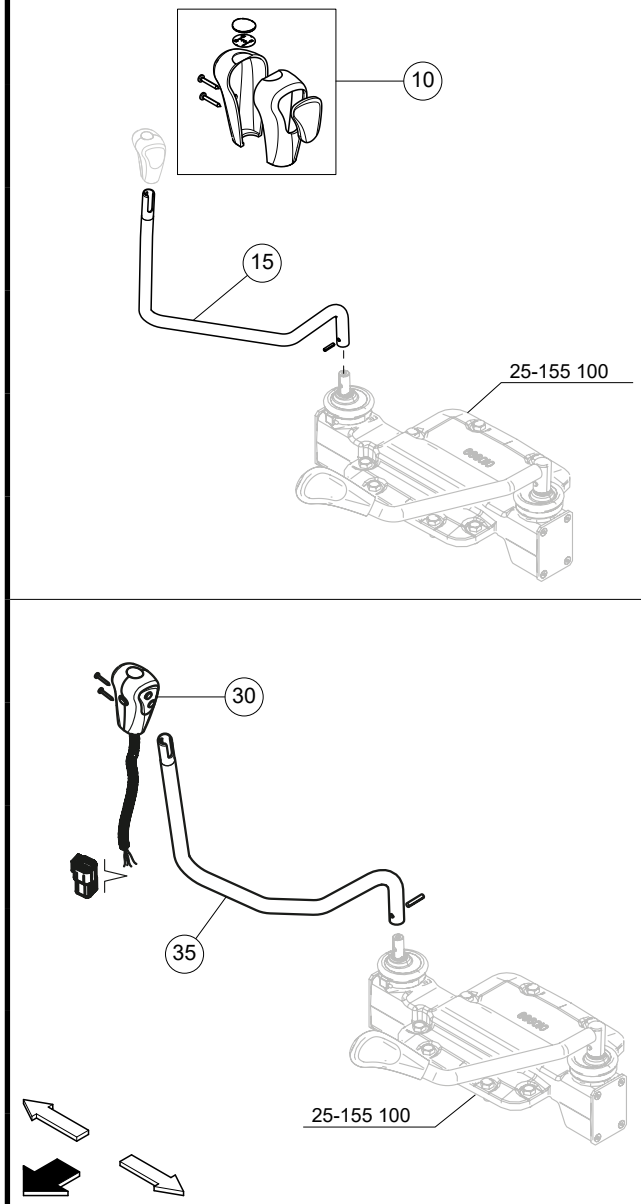

25-165 100 - LEVA A MANO COMANDO CAMBIO - TRANSMISSION HAND LEVER (F0205A - F0205B - F0205C - F0205D - F0205E - F0205F - F0205G - F0205H - F0205I - F0205J - F0205L - F0205M)

Agricube PRO

		V			VL			F			FL			FB			VLB			Op. prec. / Prev. op.	Codice / Code		Descrizione / Description
Cabina / Cab	•																						
Piattaforma / Open station	•	55 kW	67 kW	75 kW	55 kW	67 kW	75 kW	55 kW	67 kW	75 kW	55 kW	67 kW	75 kW	55 kW	67 kW	75 kW	55 kW	67 kW	75 kW				
		•	•	•	•	•	•	•	•	•	•	•	•	•	•	•	•	•	•		25-175 100 10A	0,10	Impugnatura leva comando riduttore - Sost. *Splitter hand lever grip - Rep.*
		•	•	•	•	•	•	•	•	•	•	•	•	•	•	•	•	•	•		25-175 100 30A	0,25	Leva a mano comando riduttore - Sost. *Splitter hand lever - Rep.*

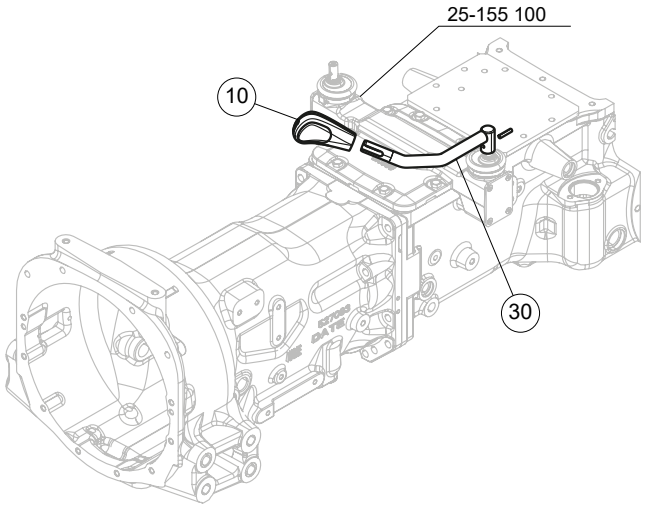

25-175 100 - LEVA A MANO COMANDO RIDUTTORE - SPLITTER HAND LEVER (F0205C - F0205K)

Agricube PRO

Cabina Cab	V			VL			F			FL			FB			VLB			Op. prec. / Prev. op.	Codice / Code		Descrizione / Description
Piattaforma Open station	55 kW	67 kW	75 kW	55 kW	67 kW	75 kW	55 kW	67 kW	75 kW	55 kW	67 kW	75 kW	55 kW	67 kW	75 kW	55 kW	67 kW	75 kW				
	●	●	●	●	●	●	●	●	●	●	●	●	●	●	●	●	●	●		25-185 100 06A	0,15	Impugnatura leva comando Hi-Lo - Sost. *Hi-Lo control lever grip - Rep.*
	●	●	●	●	●	●	●	●	●	●	●	●	●	●	●	●	●	●		25-185 100 10A	0,55	Leva comando Hi-Lo - Sost. *Hi-Lo control lever - Rep.*
	●	●	●	●	●	●	●	●	●	●	●	●	●	●	●	●	●	●		25-185 100 14A	0,60	Leva a mano comando Hi-Lo - Sost. *Hi-Lo hand control lever - Rep.*
	●	●	●	●	●	●	●	●	●	●	●	●	●	●	●	●	●	●		25-185 100 20A	0,70	Tirante comando Hi-Lo - Sost *Hi-Lo control link rod - Rep.*
	●	●	●	●	●	●	●	●	●	●	●	●	●	●	●	●	●	●		25-185 100 30A	1,20	Staffa tirante comando Hi-Lo - Sost *Hi-Lo control link rod bracket - Rep.*

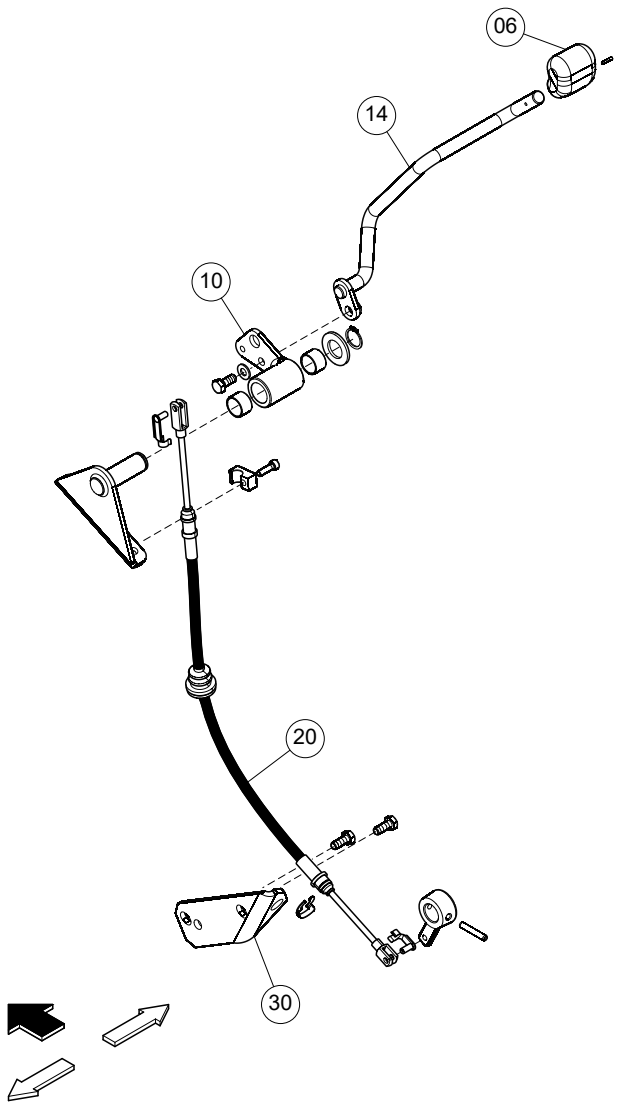

25-185 100 - LEVA COMANDO HI-LO - HI-LO CONTROL LEVER (F0201A - F0201D)

Agricube PRO

Cabina Cab	•	V			VL			F			FL			FB			VLB		
Piattaforma Open station	•	55 kW	67 kW	75 kW	55 kW	67 kW	75 kW	55 kW	67 kW	75 kW	55 kW	67 kW	75 kW	55 kW	67 kW	75 kW	55 kW	67 kW	75 kW

Op. prec. / Prev. op.	Codice / Code		Descrizione / Description
	25-190 100 06A	0,15	Impugnatura leva comando inversore meccanico - Sost. *Mechanical reverser control lever grip - Rep.*
	25-190 100 10A	0,35	Leva comando inversore meccanico - Sost. *Mechanical reverser control lever - Rep.*
	25-190 100 20A	0,45	Cavo comando inversore meccanico - Sost *Mechanical reverser control cable - Rep.*
	25-185 100 30A	1,25	Staffa cavo comando inversore - Sost *Reverser control cable bracket - Rep.*

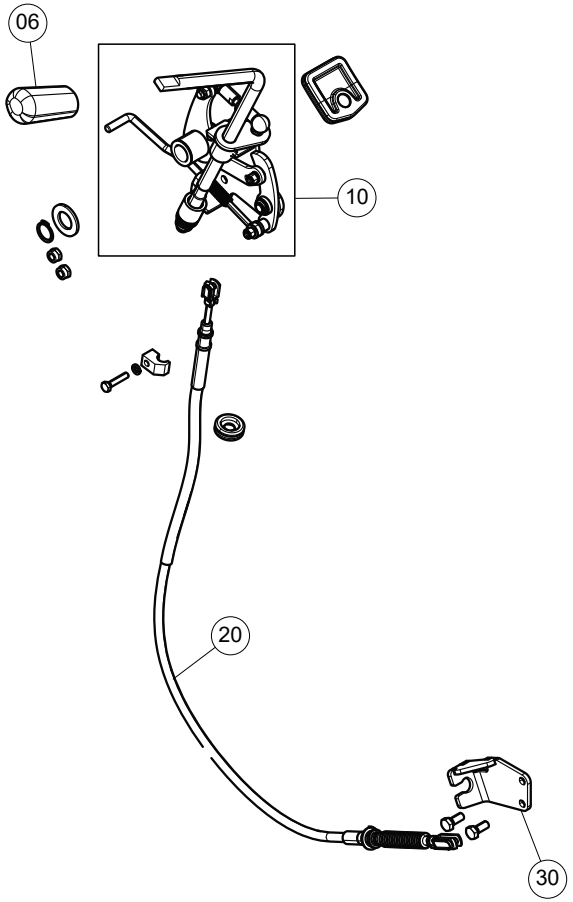

25-190 100 - LEVA COMANDO INVERSORE MECCANICO - MECHANICAL REVERSER CONTROL LEVER (F0203A - F0203B)

Agricube PRO

		V			VL			F			FL			FB			VLB			Op. prec. / Prev. op.	Codice / Code		Descrizione / Description
Cabina / Cab	●	55 kW	67 kW	75 kW	55 kW	67 kW	75 kW	55 kW	67 kW	75 kW	55 kW	67 kW	75 kW	55 kW	67 kW	75 kW	55 kW	67 kW	75 kW				
Piattaforma / Open station	●	●	●	●	●	●	●	●	●	●	●	●	●	●	●	●	●	●	●		25-195 100 20A	0,65	Leva comando Power Reverse - Sost. *Power Reverse control lever - Rep.*

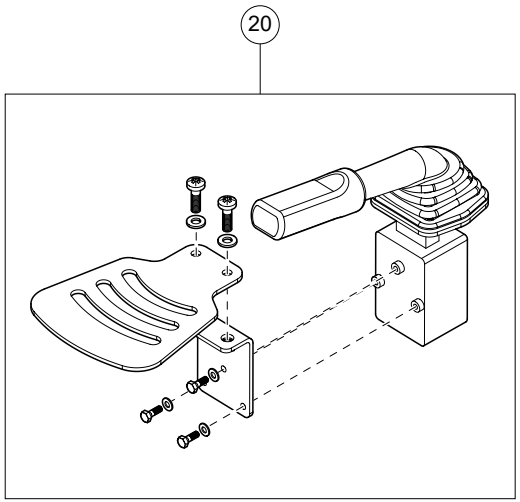

25-195 100 - LEVA COMANDO POWER REVERSE - POWER REVERSE CONTROL LEVER (F0204A)

Agricube PRO

	Cabina Cab	Piattaforma Open station	V 55 kW	V 67 kW	V 75 kW	VL 55 kW	VL 67 kW	VL 75 kW	F 55 kW	F 67 kW	F 75 kW	FL 55 kW	FL 67 kW	FL 75 kW	FB 55 kW	FB 67 kW	FB 75 kW	VLB 55 kW	VLB 67 kW	VLB 75 kW	Op. prec. / Prev. op.	Codice / Code		Descrizione / Description
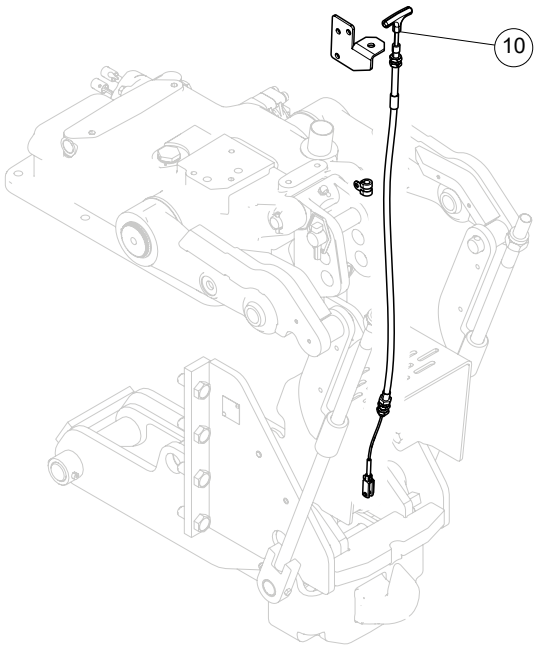	•	•							•	•	•											25-200 100 10A	0,50	Leva con tirante comando pick up - Sost. *Pick up hitch control lever with link rod - Rep.*

25-200 100 - LEVA DI COMANDO GANCIO PICK UP - PICK UP HITCH CONTROL LEVER (F0209A - F0209B - F0209C)

Agricube PRO

Cabina Cab	•	V			VL			F			FL			FB			VLB		
Piattaforma Open station	•	55 kW	67 kW	75 kW	55 kW	67 kW	75 kW	55 kW	67 kW	75 kW	55 kW	67 kW	75 kW	55 kW	67 kW	75 kW	55 kW	67 kW	75 kW

Op. prec. / Prev. op.	Codice / Code		Descrizione / Description
115-05 100 10A 110-10 100 10A	30-05 100 10B	4,40	Gruppo differenziale - S.R. a piattaforma e cabina staccate *Differential assembly - R./I. w/platform and cab removed*
30-05 100 10B	30-05 100 20C	1,10	Gruppo differenziale, staccato - Rev. *Differential assembly, removed - Ov.*

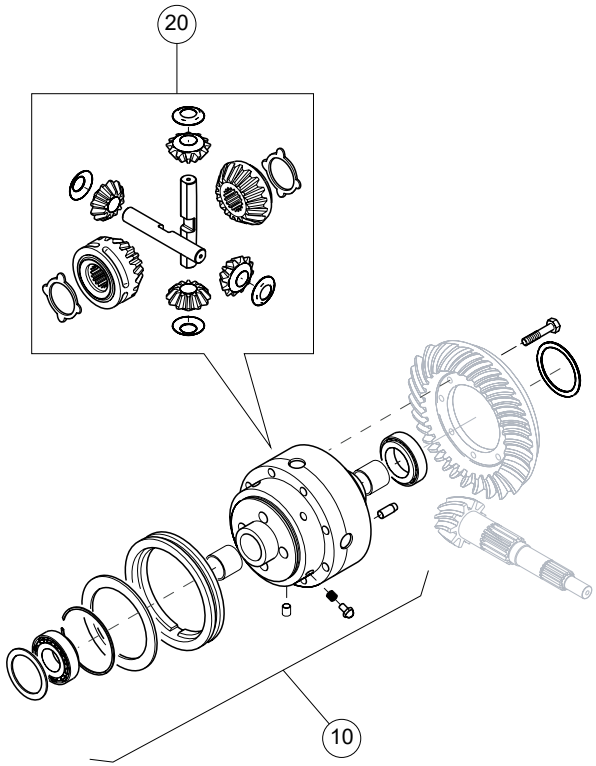

30-05 100 - DIFFERENZIALE POSTERIORE - REAR AXLE DIFFERENTIAL (C0908C - C0908D - C0908E - C0908F)

Agricube PRO

	Cabina Cab	Piattaforma Open station	V			VL			F			FL			FB			VLB			Op. prec. / Prev. op.	Codice / Code		Descrizione / Description
	•	•	55 kW	67 kW	75 kW	55 kW	67 kW	75 kW	55 kW	67 kW	75 kW	55 kW	67 kW	75 kW	55 kW	67 kW	75 kW	55 kW	67 kW	75 kW				
			•	•	•	•	•	•	•	•	•	•	•	•	•	•	•	•	•	•	115-05 100 10A 110-10 100 10A	30-10 100 10B	1,45	Bloccaggio differenziale - S.R. a piattaforma e cabina staccate *Differential lock - R./l. w/platform and cab removed*

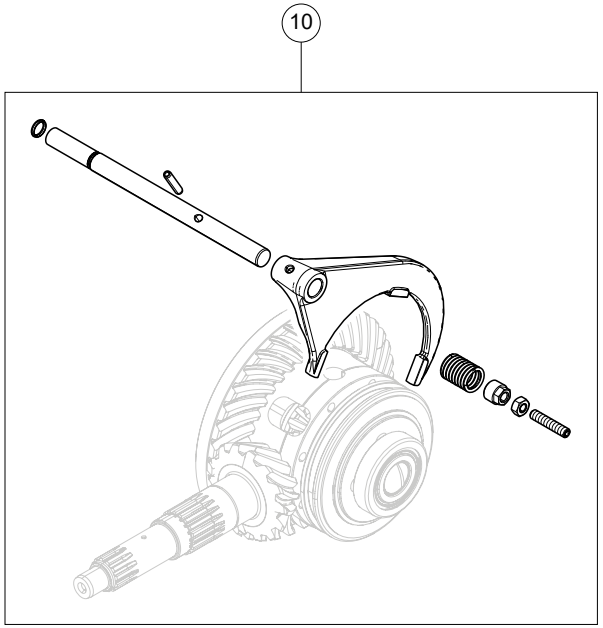

30-10 100 - BLOCCAGGIO DIFFERENZIALE POSTERIORE - REAR AXLE DIFFERENTIAL LOCK (C0301C - C0301D - C0301E - C0301F)

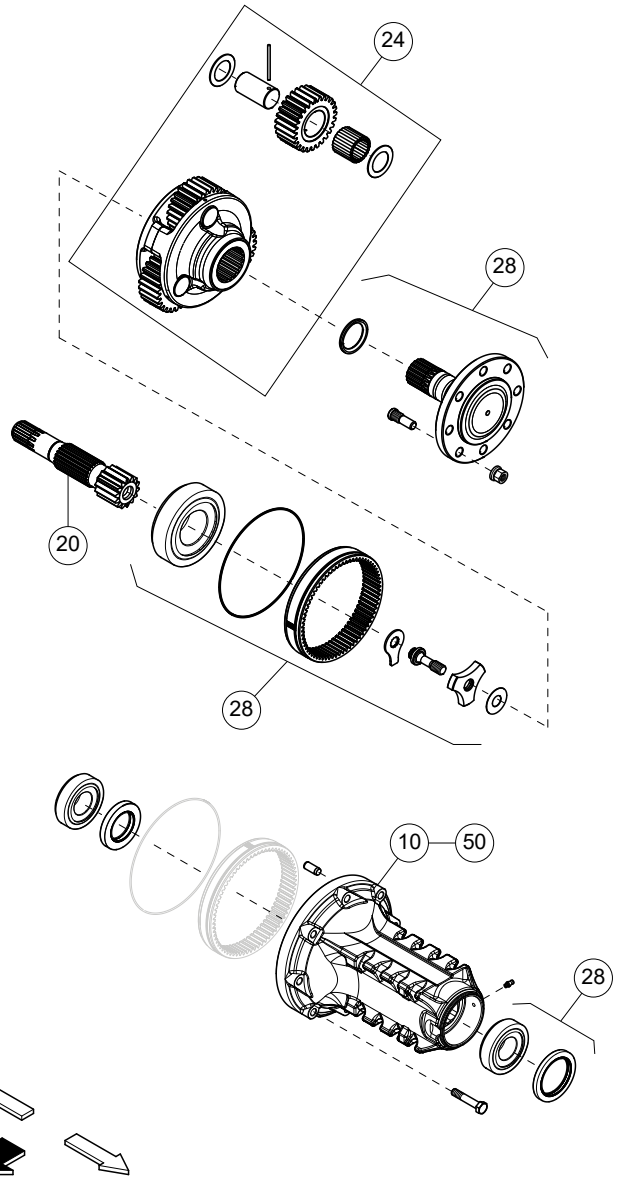

Cabina / Cab	V			VL			F			FL			FB			VLB			Op. prec. / Prev. op.	Codice / Code		Descrizione / Description
Piattaforma / Open station	55 kW	67 kW	75 kW	55 kW	67 kW	75 kW	55 kW	67 kW	75 kW	55 kW	67 kW	75 kW	55 kW	67 kW	75 kW	55 kW	67 kW	75 kW				
	•	•	•	•	•	•	•	•	•	•	•	•	•	•	•	•	•	•		30-20 100 10A	2,20	Scatola riduttore D. o S. complessivo - S.R. *Final drive case assembly, RH or LH - R./l.*
	•	•	•	•	•	•	•	•	•	•	•	•	•	•	•	•	•	•	30-20 100 10A	30-20 100 20B	0,05	Semialbero D. o S. - Sost. a scatola riduttore staccata *Axle shaft, RH or LH - Rep. w/final drive housing removed*
	•	•	•	•	•	•	•	•	•	•	•	•	•	•	•	•	•	•	30-20 100 10A	30-20 100 24C	0,70	Riduttore epicicloidale - Rev. a scatola riduttore staccata *Epicyclical final drive - Ov. w/final drive housing removed*
	•	•	•	•	•	•	•	•	•	•	•	•	•	•	•	•	•	•	30-20 100 10A	30-20 100 28B	0,70	Albero ruota motrice - S.R. a scatola riduttore staccata *Driving wheel shaft - R./l. w/final drive housing removed*
	•	•	•	•	•	•	•	•	•	•	•	•	•	•	•	•	•	•	30-20 100 10A	30-20 100 50B	0,90	Scatola riduttore, staccata - Sost. *Final drive housing, removed - Rep.*

30-20 100 - RIDUTTORI LATERALI - FINAL DRIVES (D0301C - D0301D - D0301F - D0301G - D0302C - D0302D - D0302F - D0302G)

Agricube PRO

Cabina / Cab	V			VL			F			FL			FB			VLB			Op. prec. / Prev. op.	Codice / Code		Descrizione / Description
Piattaforma / Open station	55 kW	67 kW	75 kW	55 kW	67 kW	75 kW	55 kW	67 kW	75 kW	55 kW	67 kW	75 kW	55 kW	67 kW	75 kW	55 kW	67 kW	75 kW				
	●	●	●	●	●	●	●	●	●	●	●	●	●	●	●	●	●	●		30-40 100 10A	5,60	Freni D. e S., complessivo - S.R. *RH and LH brakes, assembly - R./l.*
	●	●	●	●	●	●	●	●	●	●	●	●	●	●	●	●	●	●	30-20 100 10A	30-40 100 14B	1,20	Freni D. e S., complessivo - S.R. a riduttori laterali staccati *RH and LH brakes, assembly - R./l. w/side final drives removed*
	●	●	●	●	●	●	●	●	●	●	●	●	●	●	●	●	●	●	30-20 100 10A	30-40 100 16B	0,60	Freno D. o S., complessivo - S.R. a riduttore laterale staccato *RH or LH brake, assembly - R./l. w/side final drive removed*
	●	●	●	●	●	●	●	●	●	●	●	●	●	●	●	●	●	●	30-40 100 16B	30-40 100 20C	1,00	Freno D. o S., complessivo staccato (uno) - Rev. *RH or LH brake, assembly removed (one) - Ov.*
	●	●	●	●	●	●	●	●	●	●	●	●	●	●	●	●	●	●		30-40 100 24A	3,10	Guarnizione comando interno D. o S. freno di stazionamento - Sost. *Hand brake internal control gasket , RH or LH - Rep.*

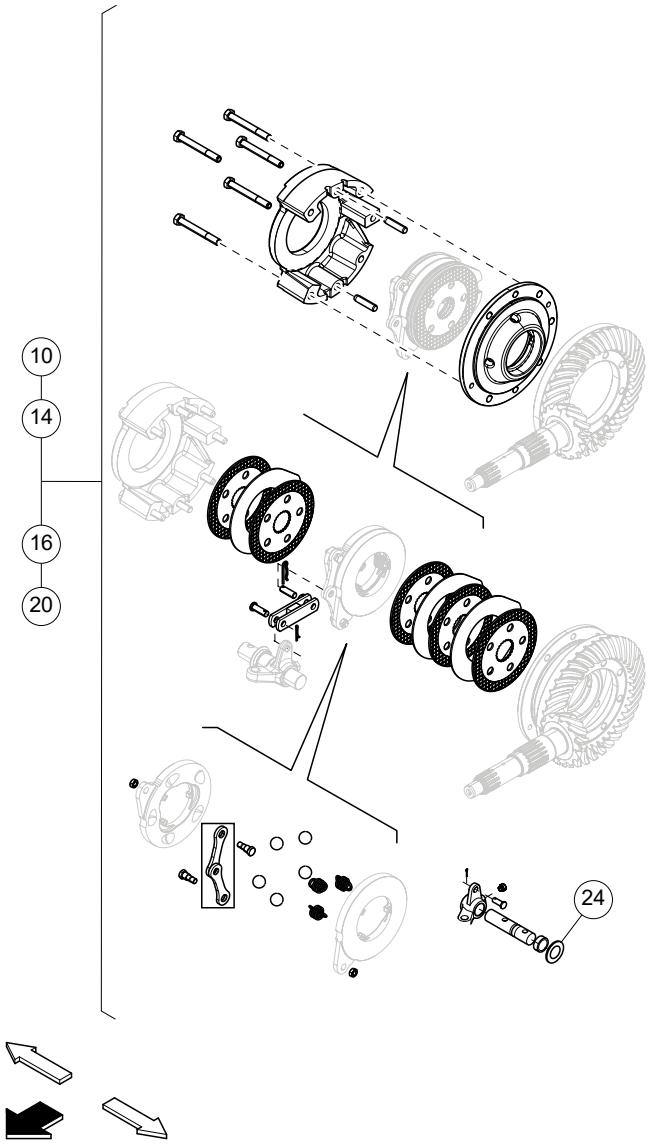

30-40 100 - FRENI - BRAKES (C0400C - C0400D - C0400E - C0400F - C0401C - C0401D - C0401E - C0401F - C0407C - C0407D - C0407E - C0407F)

Agricube PRO

Cabina / Cab	V			VL			F			FL			FB			VLB			Op. prec. / Prev. op.	Codice / Code		Descrizione / Description
Piattaforma / Open station	55 kW	67 kW	75 kW	55 kW	67 kW	75 kW	55 kW	67 kW	75 kW	55 kW	67 kW	75 kW	55 kW	67 kW	75 kW	55 kW	67 kW	75 kW				
	●	●	●	●	●	●	●	●	●	●	●	●	●	●	●	●	●	●		30-50 100 10A	0,40	Attuatore freno (uno), D. o S. - S.R. *Brake actuator (one), RH or LH - R./l.*
	●	●	●	●	●	●	●	●	●	●	●	●	●	●	●	●	●	●		30-50 100 16A	0,25	Ingrassatore attuatore freno - Sost. *Brake actuator greaser - Rep.*

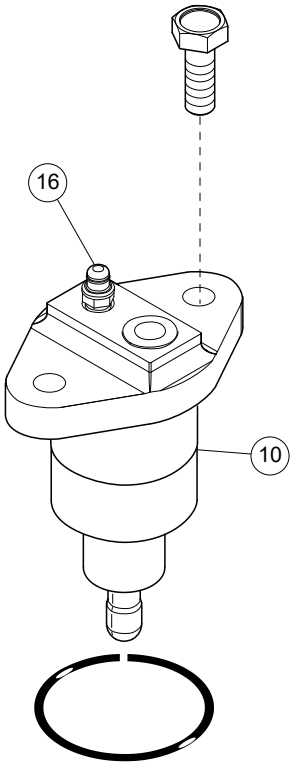

30-50 100 - ATTUATORE FRENO - BRAKE ACTUATOR (C0405C - C0405D - C0405E - C0405F)

Agricube PRO

Cabina Cab	•	V			VL			F			FL			FB			VLB		
Piattaforma Open station	•	55 kW	67 kW	75 kW	55 kW	67 kW	75 kW	55 kW	67 kW	75 kW	55 kW	67 kW	75 kW	55 kW	67 kW	75 kW	55 kW	67 kW	75 kW

Op. prec. / Prev. op.	Codice / Code		Descrizione / Description
	30-55 100 10A	0,20	Leva freno di stazionamento - Reg. corsa *Hand brake lever - Travel adjustment*
	30-55 100 16A	0,40	Leva freno di stazionamento - Sost. *Hand brake lever - Rep.*
	30-55 100 20A	0,80	Tirante del freno di stazionamento - Sost. *Rod, parking brake control - Rep.*
	30-55 100 24A	0,60	Comandi esterni freno di stazionamento (uno) - Sost. *Parking brake external controls (one) - Rep*
	30-55 100 28A	0,25	Interruttore segnalatore spia freno di stazionamento - Sost. *Parking brake warning light switch - Rep.*

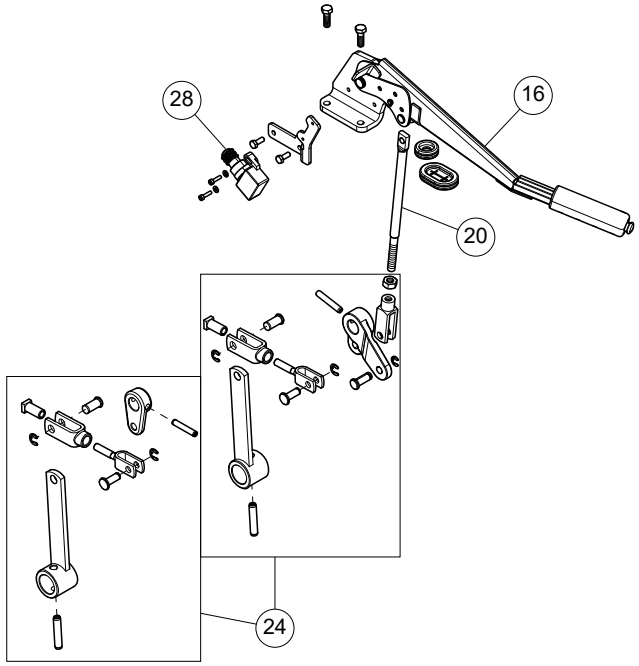

30-55 100 - FRENO DI STAZIONAMENTO - PARKING BRAKE (C0406A - C0406B - C0406C - C0406D - C0406E)

Agricube PRO

Cabina / Cab	V			VL			F			FL			FB			VLB			Op. prec. / Prev. op.	Codice / Code		Descrizione / Description
Piattaforma / Open station	55 kW	67 kW	75 kW	55 kW	67 kW	75 kW	55 kW	67 kW	75 kW	55 kW	67 kW	75 kW	55 kW	67 kW	75 kW	55 kW	67 kW	75 kW				
	●	●	●	●	●	●	●	●	●	●	●	●	●	●	●	●	●	●		30-60 100 06A	0,40	Sollevatore meccanico post. - Prova funzionale e registrazione tiranteria *Mechanical rear lift - Operation test and linkage adjustment*
	●	●	●	●	●	●	●	●	●	●	●	●	●	●	●	●	●	●	115-05 100 10A 110-10 100 10A	30-60 100 14B	0,80	Sollevatore meccanico post. - S.R. a piattaforma e cabina staccate *Mechanical rear lift - R./l. w/platform and cab removed*
	●	●	●	●	●	●	●	●	●	●	●	●	●	●	●	●	●	●		30-60 100 16A	0,40	Braccio di sollevamento D. o S. sollevatore post. - Sost. *Rear lift arm, RH or LH - Rep.*
	●	●	●	●	●	●	●	●	●	●	●	●	●	●	●	●	●	●	30-60 100 16A	30-60 100 18B	0,30	Guarnizione D. o S. - Sost. a braccio di sollevamento staccato *Seal, RH or LH - Rep. w/lift arm removed*
	●	●	●	●	●	●	●	●	●	●	●	●	●	●	●	●	●	●	30-60 100 14B	30-60 100 20B	0,30	Sollevatore post. staccato - S.R. albero bracci e cilindro di sollevamento *Rear lift, removed - R./l. arm shaft and lift cylinder*
	●	●	●	●	●	●	●	●	●	●	●	●	●	●	●	●	●	●	30-60 100 20B	30-60 100 22B	1,20	Cuscinetti albero sollevatore post. - Sost. a sollevatore post. staccato *Rear lift shaft bearings - Rep. w/rear lift removed*
	●	●	●	●	●	●	●	●	●	●	●	●	●	●	●	●	●	●	30-60 100 20B	30-60 100 24B	0,20	*Corpo sollevatore post. - Sost. a sollevatore post. staccato* *Rear lift housing - Rep. w/rear lift removed*
	●	●	●	●	●	●	●	●	●	●	●	●	●	●	●	●	●	●		30-60 100 30A	0,15	Asta livello olio cambio - Sost. *Dipstick, transmission oil level - Rep.*

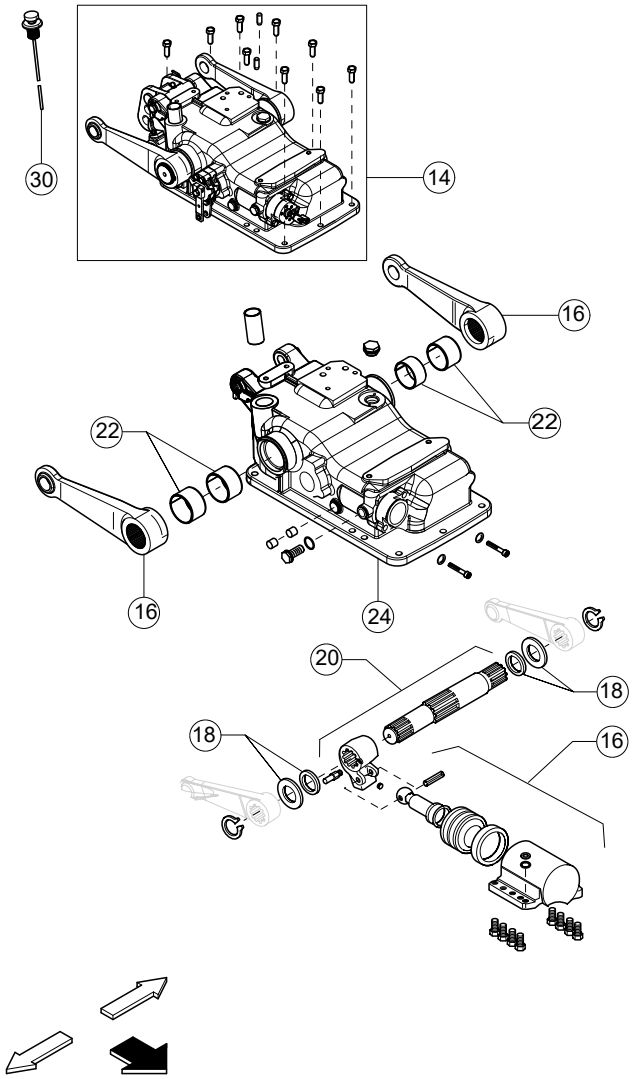

30-60 100 - SOLLEVATORE MECCANICO - MECHANICAL LIFT (C0500A - C0500B - C0500C - C0500J - C0500L - C0501A - C0501C - C0502A - C0502C - C0510C)

Agricube PRO

Cabina Cab	•	V			VL			F			FL			FB			VLB		
Piattaforma Open station	•	55 kW	67 kW	75 kW	55 kW	67 kW	75 kW	55 kW	67 kW	75 kW	55 kW	67 kW	75 kW	55 kW	67 kW	75 kW	55 kW	67 kW	75 kW

Op. prec. / Prev. op.	Codice / Code		Descrizione / Description
30-60 100 14B	30-70 100 10B	0,80	Comandi esterni sollevatore post. - S.R. a sollevatore staccato *Rear lift external controls - R./l. w/lift removed*
	30-70 100 14A	0,10	Ingrassatore (uno) - Sost. *Greaser (one) - Rep.*
	30-70 100 22A	0,40	Tirante dispositivo rilievo sforzo - Sost. *Load-sensing device rod - Rep.*
	30-70 100 26A	0,50	Dispositivo rilievo sforzo - Sost. *Load-sensing device - Rep.*
	30-70 100 30A	0,50	Dispositivo rilievo sforzo - Registrazione sulla macchina *Load-sensing device - Adjustment on machine*

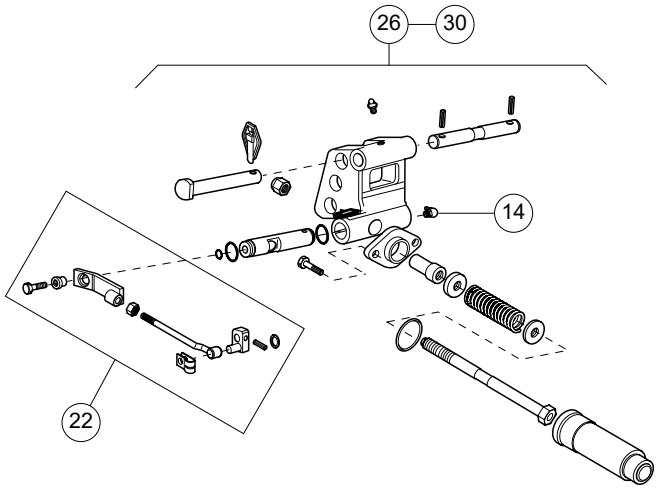

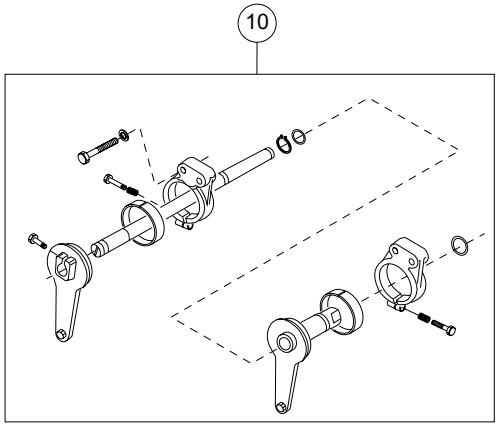

30-70 100 - SOLLEVATORE MECCANICO - MECHANICAL LIFT (C0503A - C0503C - C0506A - C0506C)

Agricube PRO

		V			VL			F			FL			FB			VLB			Op. prec. / Prev. op.	Codice / Code		Descrizione / Description
Cabina / Cab	●	55 kW	67 kW	75 kW	55 kW	67 kW	75 kW	55 kW	67 kW	75 kW	55 kW	67 kW	75 kW	55 kW	67 kW	75 kW	55 kW	67 kW	75 kW				
Piattaforma / Open station	●																						
		●	●	●	●	●	●	●	●	●	●	●	●	●	●	●	●	●	●		30-75 100 10A	1,50	Distributore sollevatore - S.R. *Lift control valve - R./l.*
		●	●	●	●	●	●	●	●	●	●	●	●	●	●	●	●	●	●		30-75 100 14A	1,00	Distributore sollevatore, staccato - Rev. *Lift control valve, removed - Ov.*

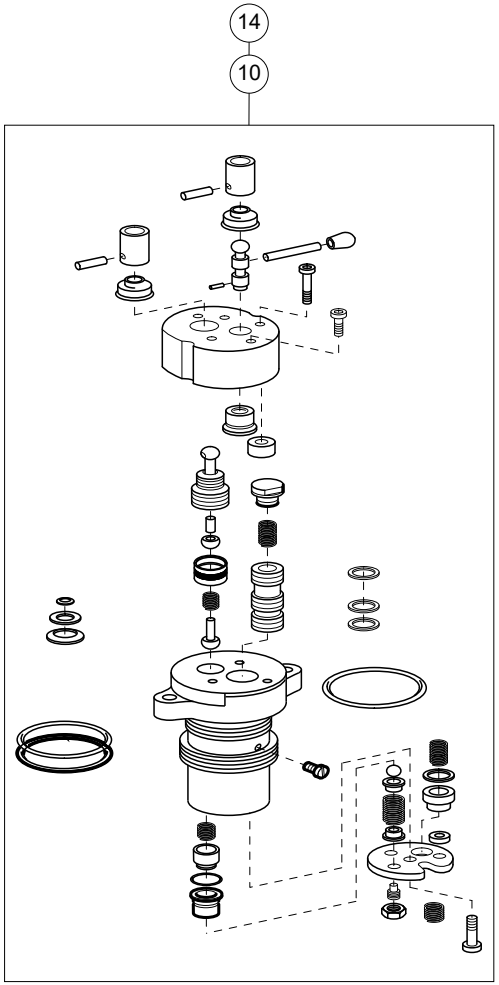

30-75 100 - DISTRIBUTORE SOLLEVATORE MECCANICO - MECHANICAL LIFT CONTROL VALVE (C0507A - C0507B - C0507C)

Agricube PRO

Cabina Cab	•	V			VL			F			FL			FB			VLB		
Piattaforma Open station	•	55 kW	67 kW	75 kW	55 kW	67 kW	75 kW	55 kW	67 kW	75 kW	55 kW	67 kW	75 kW	55 kW	67 kW	75 kW	55 kW	67 kW	75 kW

Op. prec. / Prev. op.	Codice / Code		Descrizione / Description
30-60 100 14B	30-80 100 10B	1,20	Comandi interni sollevatore post. - S.R. a sollevatore staccato *Rear lift internal controls - R./l. w/lift removed*

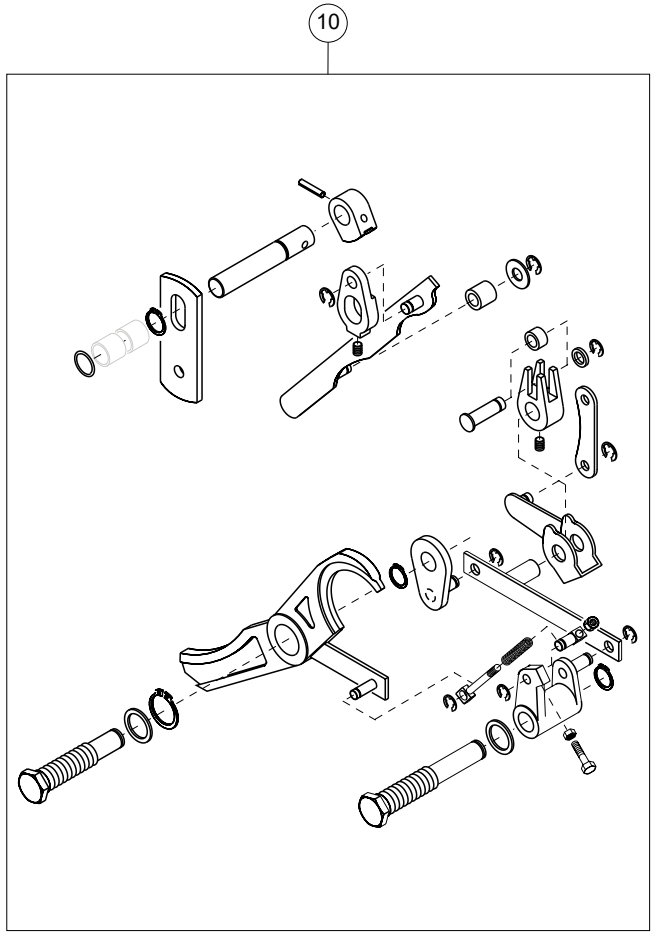

30-80 100 - SOLLEVATORE MECCANICO - MECHANICAL LIFT (C0504A - C0504C)

Agricube PRO

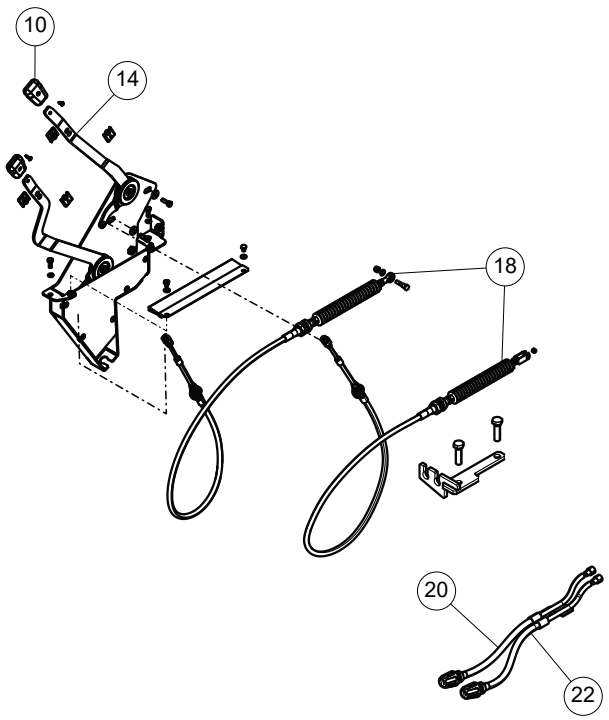

Cabina Cab	V			VL			F			FL			FB			VLB			Op. prec. / Prev. op.	Codice / Code		Descrizione / Description
Piattaforma Open station	55 kW	67 kW	75 kW	55 kW	67 kW	75 kW	55 kW	67 kW	75 kW	55 kW	67 kW	75 kW	55 kW	67 kW	75 kW	55 kW	67 kW	75 kW				
	●	●	●	●	●	●	●	●	●	●	●	●	●	●	●	●	●	●		30-85 100 10A	0,10	Impugnatura leve comandi esterni sollevatore - Sost. *Lift external hand lever grips - Rep.*
	●	●	●	●	●	●	●	●	●	●	●	●	●	●	●	●	●	●		30-85 100 14A	1,30	Leve comandi esterni sollevatore - Sost. *Lift external control hand levers - Rep.*
	●	●	●	●	●	●	●	●	●	●	●	●	●	●	●	●	●	●		30-85 100 18A	0,50	Tiranteria di collegamento leve sollevatore - Sost. *Lift lever rod linkage - Rep.*
	●	●	●	●	●	●	●	●	●	●	●	●	●	●	●	●	●	●		30-85 100 20A	0,80	Comando regolazione sensibilità sollevatore - Sost. *Lift response sensitivity control - Rep.*
	●	●	●	●	●	●	●	●	●	●	●	●	●	●	●	●	●	●		30-85 100 22A	0,80	Comando velocità discesa bracci sollevatore - Sost. *Lift arm lowering speed control - Rep.*

30-85 100 - LEVE COMANDO SOLLEVATORE MECCANICO - MECHANICAL LIFT CONTROL LEVERS (C0600A - C0600B - C0600C - C0600D)

Agricube PRO

		V			VL			F			FL			FB			VLB			Op. prec. / Prev. op.	Codice / Code		Descrizione / Description
Cabina / Cab	•	55 kW	67 kW	75 kW	55 kW	67 kW	75 kW	55 kW	67 kW	75 kW	55 kW	67 kW	75 kW	55 kW	67 kW	75 kW	55 kW	67 kW	75 kW				
Piattaforma / Open station	•																						
		•	•	•	•	•	•	•	•	•	•	•	•	•	•	•	•	•	•		30-100 100 10A	0,15	Tubo (uno) cilindro regolazione braccio - Sost. *Line (one), link adjustment cylinder - Rep.*
		•	•	•	•	•	•	•	•	•	•	•	•	•	•	•	•	•	•		30-100 100 15A	0,30	Cilindro regolazione braccio - S.R. *Link adjustment cylinder - R./l.*

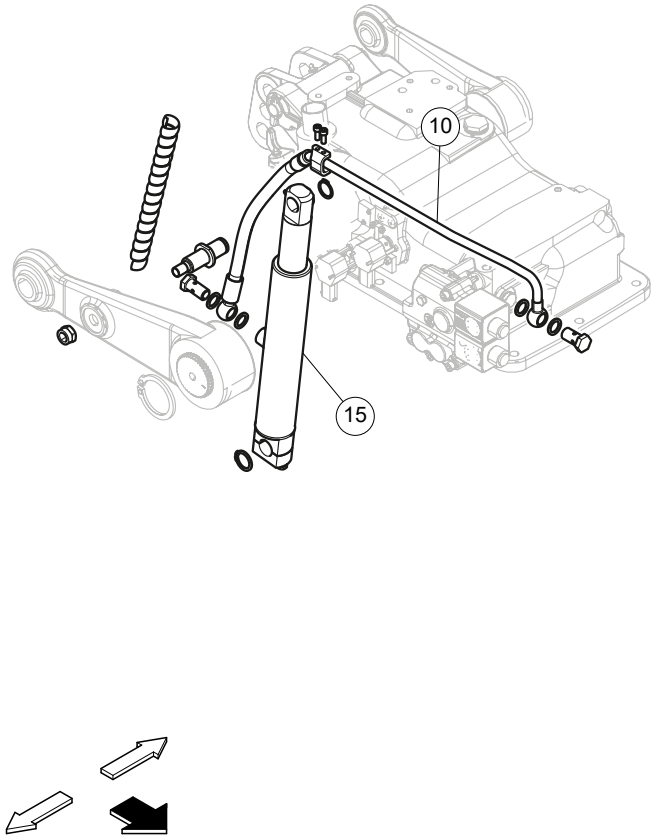

30-100 100 - CILINDRO SOLLEVATORE - LIFT CYLINDER (C0509A - C0509B)

Agricube PRO

Cabina / Cab	V			VL			F			FL			FB			VLB			Op. prec. / Prev. op.	Codice / Code		Descrizione / Description
Piattaforma / Open station	55 kW	67 kW	75 kW	55 kW	67 kW	75 kW	55 kW	67 kW	75 kW	55 kW	67 kW	75 kW	55 kW	67 kW	75 kW	55 kW	67 kW	75 kW				
	●	●	●	●	●	●	●	●	●	●	●	●	●	●	●	●	●	●		30-60 100 06A	0,40	Sollevatore elettronico post. - Prova funzionale e registrazione tiranteria *Electronic rear lift - Operation test and linkage adjustment*
	●	●	●	●	●	●	●	●	●	●	●	●	●	●	●	●	●	●	115-05 100 10A 110-10 100 10A	30-60 100 14B	0,80	Sollevatore elettronico post. - S.R. a piattaforma e cabina staccate *Electronic rear lift - R./I. w/platform and cab removed*
	●	●	●	●	●	●	●	●	●	●	●	●	●	●	●	●	●	●		30-60 100 16A	0,40	Braccio di sollevamento D. o S. sollevatore post. - Sost. *Rear lift arm, RH or LH - Rep.*
	●	●	●	●	●	●	●	●	●	●	●	●	●	●	●	●	●	●	30-60 100 20B	30-60 100 22B	1,20	Cuscinetti albero sollevatore post. - Sost. a sollevatore post. staccato *Rear lift shaft bearings - Rep. w/rear lift removed*
	●	●	●	●	●	●	●	●	●	●	●	●	●	●	●	●	●	●	30-60 100 20B	30-60 100 24B	0,20	*Corpo sollevatore post. - Sost. a sollevatore post. staccato* *Rear lift housing - Rep. w/rear lift removed*
	●	●	●	●	●	●	●	●	●	●	●	●	●	●	●	●	●	●		30-60 100 30A	0,15	Asta livello olio cambio - Sost. *Dipstick, transmission oil level - Rep.*

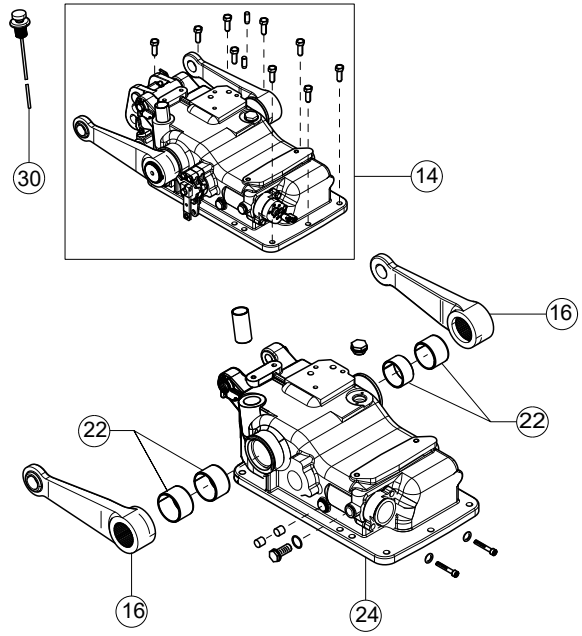

30-110 100 - SOLLEVATORE ELETTRONICO - ELECTRONIC LIFT (C0500D - C0500E - C0500F - C0500G - C0500H - C0500I - C0500K - C0501D - C0510C)

Agricube PRO

Cabina Cab	•	V			VL			F			FL			FB			VLB		
Piattaforma Open station	•	55 kW	67 kW	75 kW	55 kW	67 kW	75 kW	55 kW	67 kW	75 kW	55 kW	67 kW	75 kW	55 kW	67 kW	75 kW	55 kW	67 kW	75 kW
		•	•	•	•	•	•	•	•	•	•	•	•						
		•	•	•	•	•	•	•	•	•	•	•	•						
		•	•	•	•	•	•	•	•	•	•	•	•						
		•	•	•	•	•	•	•	•	•	•	•	•						
		•	•	•	•	•	•	•	•	•	•	•	•						
		•	•	•	•	•	•	•	•	•	•	•	•						

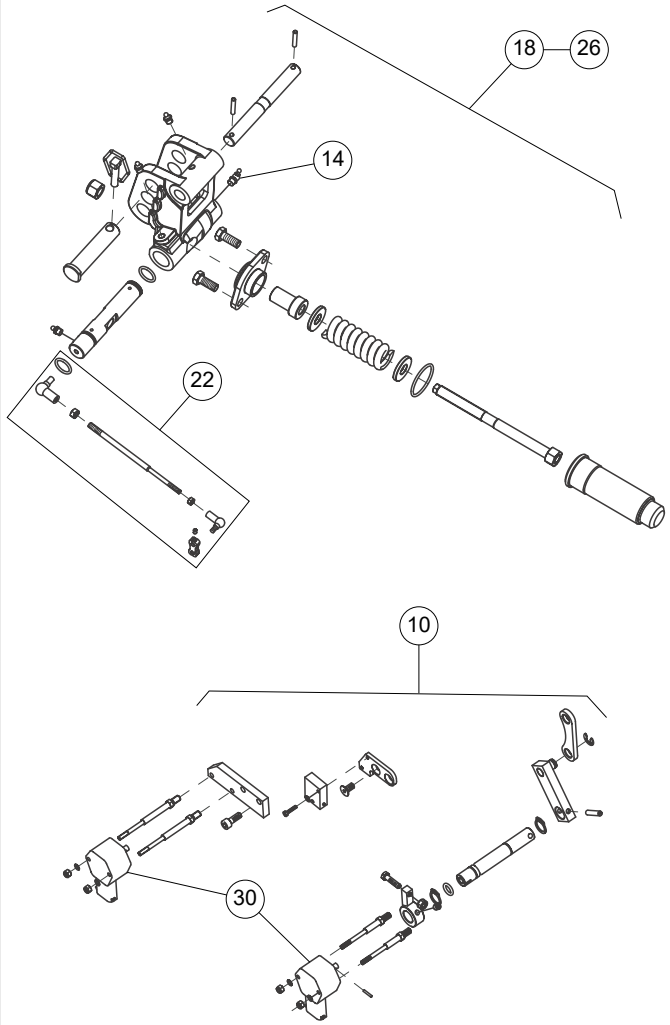

Op. prec. / Prev. op.	Codice / Code		Descrizione / Description
30-60 100 14B	30-115 100 10B	0,50	Comandi esterni sollevatore post. - S.R. a sollevatore staccato *Rear lift external controls - R./l. w/lift removed*
	30-115 100 14A	0,10	Ingrassatore (uno) - Sost. *Greaser (one) - Rep.*
	30-115 100 18A	0,30	Dispositivo rilievo sforzo - Registrazione sulla macchina *Load-sensing device - Adjustment on machine*
	30-115 100 22A	0,40	Tirante dispositivo rilievo sforzo - S.R. *Load-sensing device rod - R./l.*
	30-115 100 26A	0,50	Dispositivo rilievo sforzo - S.R. *Load-sensing device - R./l.*
	30-115 100 30A	0,50	Potenziometro sollevatore elettronico (uno) - Sost. *Electronic lift potentiometer (one) - Rep.*

30-115 100 - SOLLEVATORE ELETTRONICO - ELECTRONIC LIFT (C0503B - C0505A)

Agricube PRO

		V			VL			F			FL			FB			VLB			Op. prec. / Prev. op.	Codice / Code		Descrizione / Description
Cabina / Cab	•	55 kW	67 kW	75 kW	55 kW	67 kW	75 kW	55 kW	67 kW	75 kW	55 kW	67 kW	75 kW	55 kW	67 kW	75 kW	55 kW	67 kW	75 kW				
Piattaforma / Open station	•																						
		•	•	•	•	•	•	•	•	•	•	•	•								30-120 100 10A	1,00	Distributore sollevatore post. - S.R. *Rear lift control valve - R./l.*
		•	•	•	•	•	•	•	•	•	•	•	•							30-120 100 10A	30-120 100 14C	0,30	Distributore sollevatore, staccato - Rev. *Lift control valve, removed - Ov.*
		•	•	•	•	•	•	•	•	•	•	•	•								30-120 100 30A	0,80	Elettrovalvola (una o due) - Sost. *Solenoid valve (one or two) - Rep.*

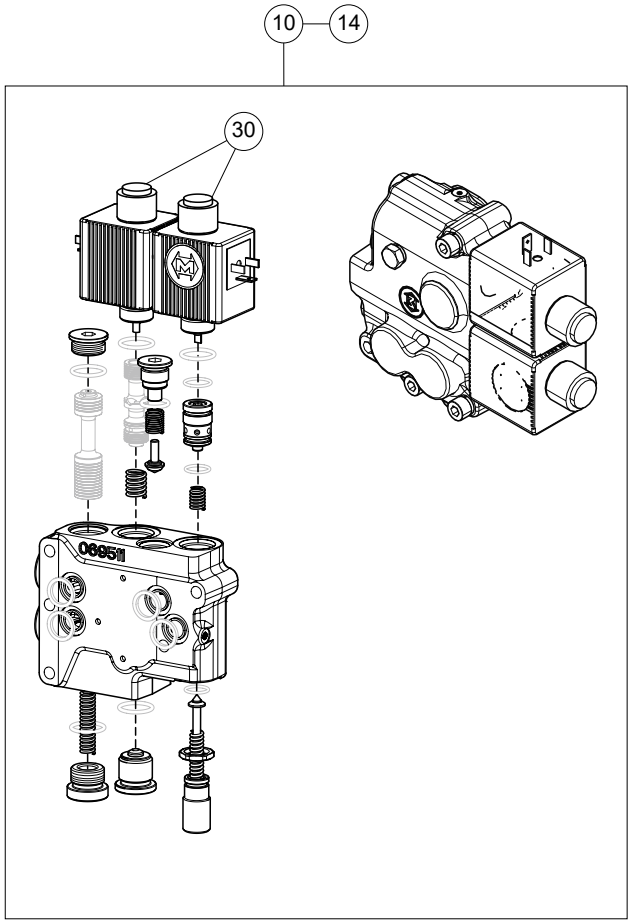

30-120 100 - DISTRIBUTORE SOLLEVATORE ELETTRONICO - ELECTRONIC LIFT CONTROL VALVE (C0508C)

Agricube PRO

		V			VL			F			FL			FB			VLB			Op. prec. / Prev. op.	Codice / Code		Descrizione / Description
Cabina / Cab	•	55 kW	67 kW	75 kW	55 kW	67 kW	75 kW	55 kW	67 kW	75 kW	55 kW	67 kW	75 kW	55 kW	67 kW	75 kW	55 kW	67 kW	75 kW				
Piattaforma / Open station	•	•	•	•	•	•	•	•	•	•	•	•	•	•	•	•	•	•	•		30-135 100 15A	0,35	Dispositivo regolazione sollevatore - Sost. *Lift adjustment system - Rep.*

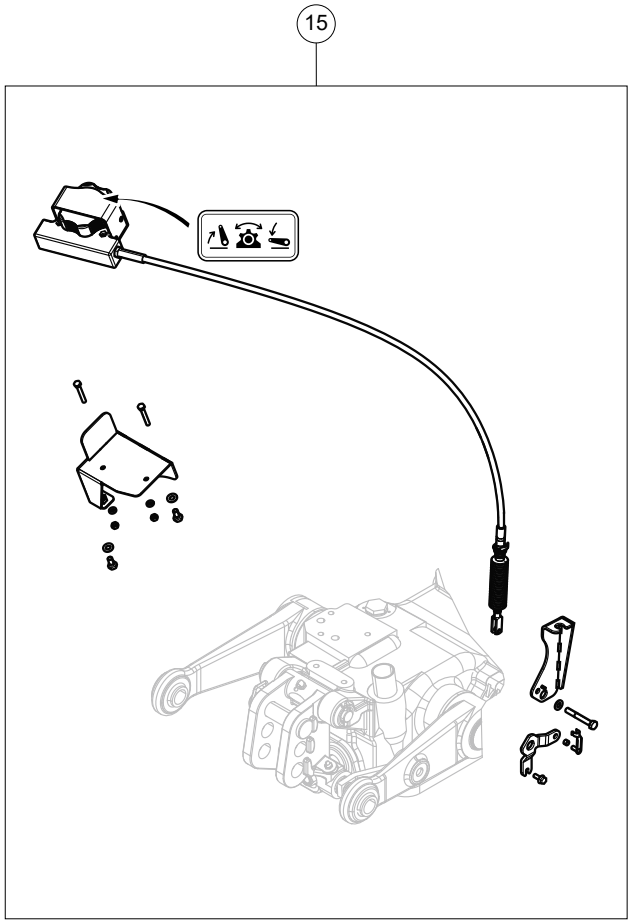

30-135 100 - DISPOSITIVO REGOLAZIONE SOLLEVATORE - LIFT ADJUSTMENT SYSTEM (C0602A - C0602B)

Agricube PRO

Cabina / Cab		V			VL			F			FL			FB			VLB			Op. prec. / Prev. op.	Codice / Code		Descrizione / Description
Piattaforma / Open station	●	55 kW	67 kW	75 kW	55 kW	67 kW	75 kW	55 kW	67 kW	75 kW	55 kW	67 kW	75 kW	55 kW	67 kW	75 kW	55 kW	67 kW	75 kW				
								●	●	●	●	●	●	●	●	●	●	●	●		30-150 100 10A	1,20	Sollevatore ant. - S.R. *Front lift - R./l.*
								●	●	●	●	●	●	●	●	●	●	●	●	30-150 100 10A	30-150 100 20B	1,20	Braccio sollevatore anteriore (uno) - Sost. a sollevatore ant. staccato *Front lift bracket (one) - Rep. w/front lift removed*

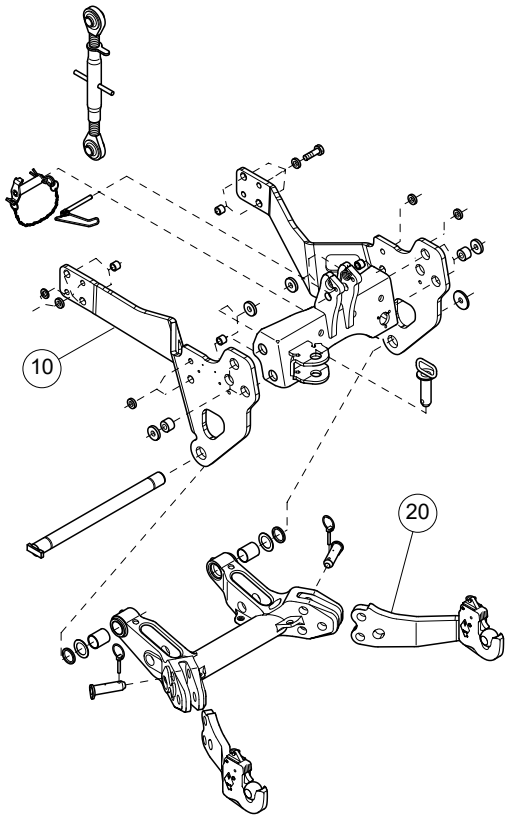

30-150 100 - SOLLEVATORE ANTERIORE - FRONT LIFT (E0900A - E0900B - E0905A - E0905C)

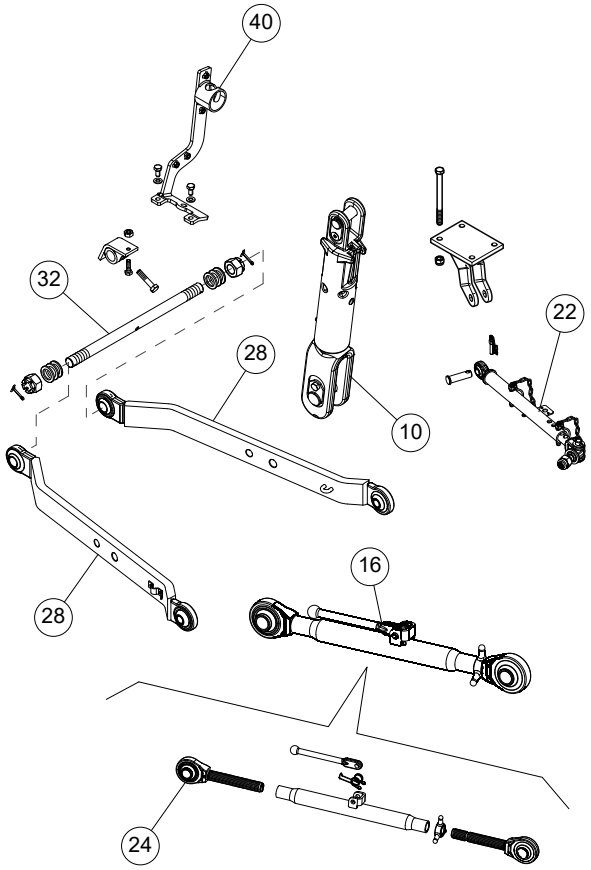

Cabina Cab	•	V			VL			F			FL			FB			VLB			Op. prec. / Prev. op.	Codice / Code		Descrizione / Description
Piattaforma Open station	•	55 kW	67 kW	75 kW	55 kW	67 kW	75 kW	55 kW	67 kW	75 kW	55 kW	67 kW	75 kW	55 kW	67 kW	75 kW	55 kW	67 kW	75 kW				
		•	•	•	•	•	•	•	•	•	•	•	•	•	•	•	•	•	•		40-05 100 10A	0,10	Tirante verticale registrabile - Sost. *Adjustable vertical rod - Rep.*
		•	•	•	•	•	•	•	•	•	•	•	•	•	•	•	•	•	•		40-05 100 10A	0,10	Tirante centrale registrabile - Sost. *Adjustable central rod - Rep.*
		•	•	•	•	•	•	•	•	•	•	•	•	•	•	•	•	•	•		40-05 100 22A	0,15	Puntone D. o S. antiscuotimento - S.R.. *Anti-sway link rod, RH or LH - R./I..*
		•	•	•	•	•	•	•	•	•	•	•	•	•	•	•	•	•	•	40-05 100 22A	40-05 100 24C	0,15	Puntone D. o S. antiscuotimento, staccato - Rev. *Anti-sway link rod, removed, RH or LH - Ov.*
		•	•	•	•	•	•	•	•	•	•	•	•	•	•	•	•	•	•		40-05 100 28A	0,25	Braccio inferiore di trazione D. o S. - Sost. *Lower drive link, RH or LH - Rep.*
		•	•	•	•	•	•	•	•	•	•	•	•	•	•	•	•	•	•	40-05 100 28A	40-05 100 32B	0,60	Perno fissaggio bracci inferiori di trazione - Sost. a bracci di trazione smontati Lower link arm linkage pin - Rep. w/link arms removed
		•	•	•	•	•	•	•	•	•	•	•	•	•	•	•	•	•	•		40-05 100 40A	0,15	Supporto tirante centrale - Sost. *Central rod support - Rep.*

40-05 100 - ATTACCO A 3 PUNTI - 3 POINT LINKAGE (E0500A - E0500B - E0500G - E0500H - E0500I - E0500J - E0505A - E0505B - E0505C - E0505F - E0505G - E0510A - E0510B - E0515A - E0515B - E0516A - E0516B - E0520A - E0537A - E0537B)

Agricube PRO

Cabina Cab / Piattaforma Open station	V			VL			F			FL			FB			VLB			Op. prec. / Prev. op.	Codice / Code		Descrizione / Description
	55 kW	67 kW	75 kW	55 kW	67 kW	75 kW	55 kW	67 kW	75 kW	55 kW	67 kW	75 kW	55 kW	67 kW	75 kW	55 kW	67 kW	75 kW				
							●	●	●											40-30 100 10A	0,40	Supporto dispositivo di sganciamento - Sost. *Unhitch control support - Rep.*
							●	●	●	●	●	●								40-30 100 15A	0,10	Supporto barra gancio pick up - Sost. *Pick up hitch drawbar support- Rep.*

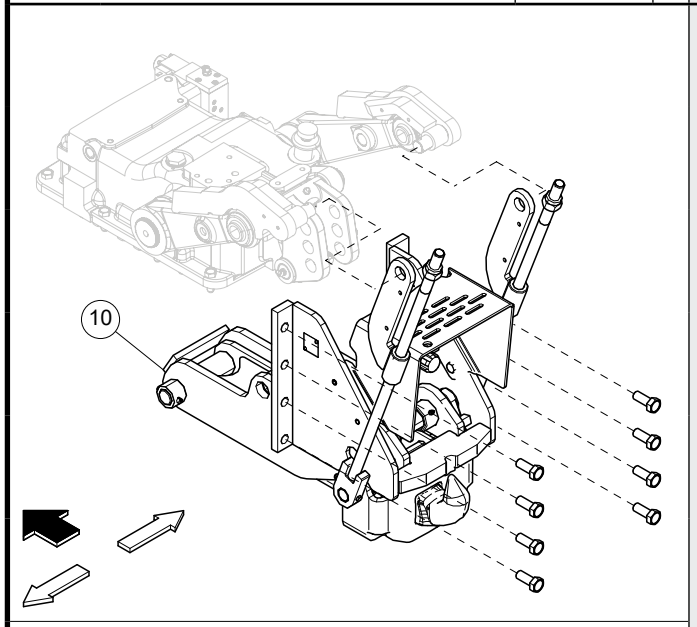

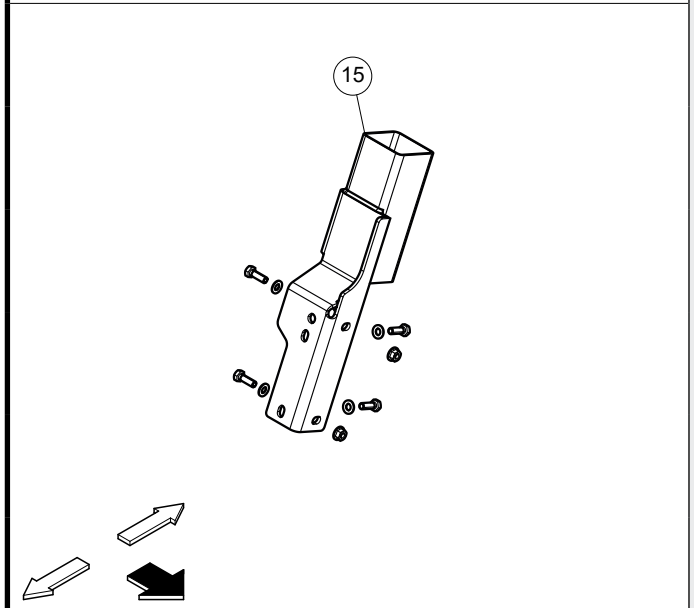

40-30 100 - GANCIO DI ATTACCO - HOOK (E0425A - E0426A - E0430A - E0430B)

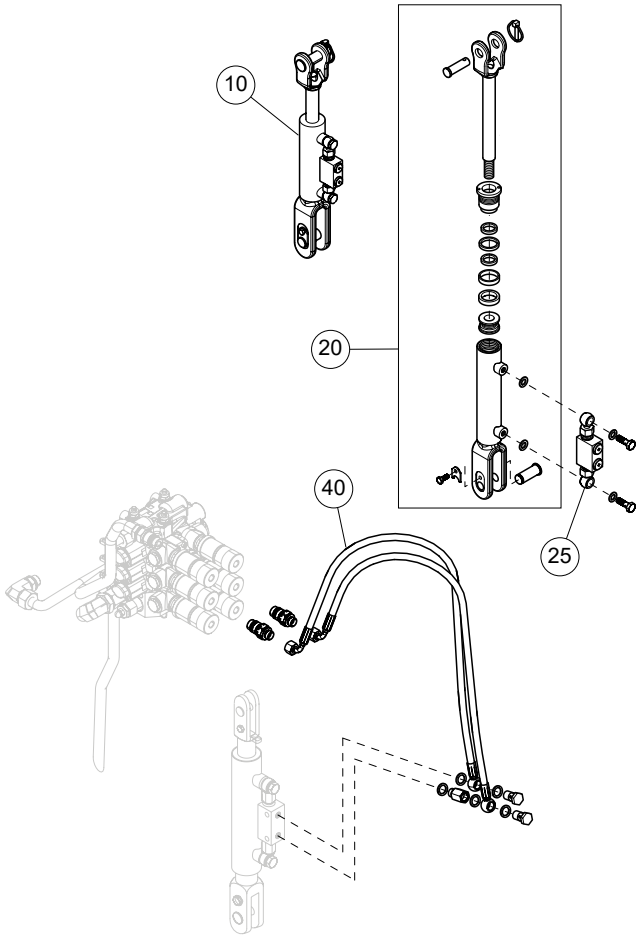

Cabina / Cab	V			VL			F			FL			FB			VLB			Op. prec. / Prev. op.	Codice / Code		Descrizione / Description
Piattaforma / Open station	55 kW	67 kW	75 kW	55 kW	67 kW	75 kW	55 kW	67 kW	75 kW	55 kW	67 kW	75 kW	55 kW	67 kW	75 kW	55 kW	67 kW	75 kW				
	●	●	●	●	●	●	●	●	●	●	●	●	●	●	●	●	●	●		40-50 100 10A	0,20	Cilindro regolazione braccio - S.R. *Link adjustment cylinder - R./I.*
	●	●	●	●	●	●	●	●	●	●	●	●	●	●	●	●	●	●	40-50 100 10A	40-50 100 20C	0,80	Cilindro regolazione braccio - Rev. *Link adjustment cylinder - Ov.*
	●	●	●	●	●	●	●	●	●	●	●	●	●	●	●	●	●	●		40-50 100 25A	0,15	Valvola cilindro - Sost. *Cylinder valve - Rep.*
	●	●	●	●	●	●	●	●	●	●	●	●	●	●	●	●	●	●		40-50 100 40A	0,15	Tubo (uno), cilindro regolazione braccio - Sost. *Hose (one), link adjustment cylinder - Rep.*

40-50 100 - CILINDRO REGOLAZIONE BRACCI - LINK ADJUSTMENT CYLINDER (E0525F - E0525G - E0525H - E0530A)

Agricube PRO

		V			VL			F			FL			FB			VLB			Op. prec. / Prev. op.	Codice / Code		Descrizione / Description
Cabina / Cab	●	55 kW	67 kW	75 kW	55 kW	67 kW	75 kW	55 kW	67 kW	75 kW	55 kW	67 kW	75 kW	55 kW	67 kW	75 kW	55 kW	67 kW	75 kW				
Piattaforma / Open station	●																						
		●	●	●	●	●	●	●	●	●				●	●	●	●	●	●		40-65 100 10A	0,20	Piastra di usura (una) - Sost. *Wear plate (one) - Rep.*

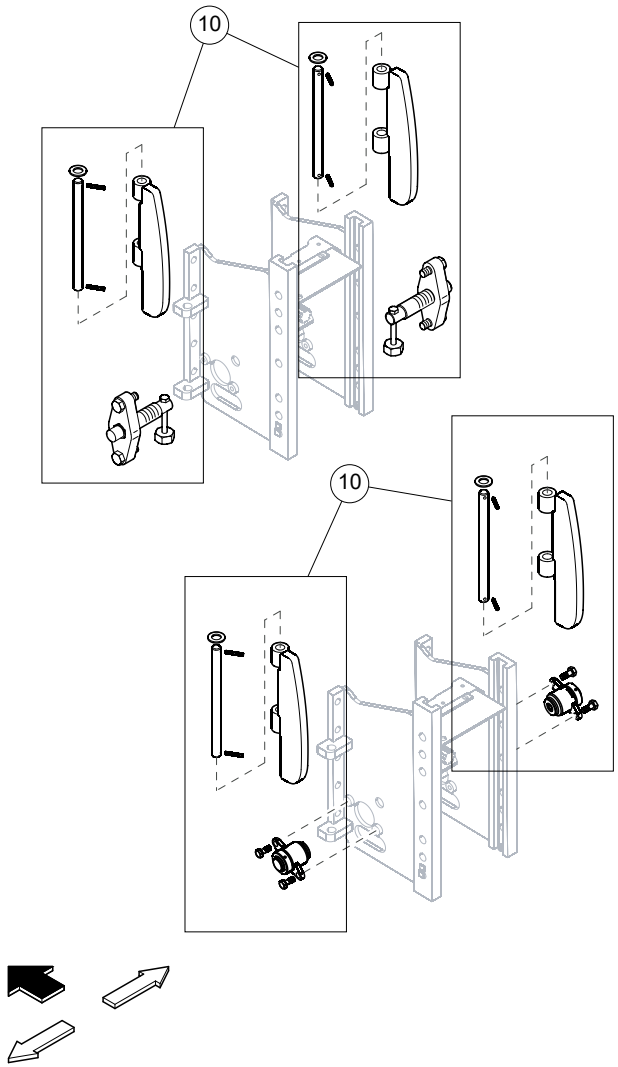

40-65 100 - PIASTRE DI USURA - WEAR PLATE (E0535A - E0536A)

Agricube PRO

		V			VL			F			FL			FB			VLB			Op. prec. / Prev. op.	Codice / Code		Descrizione / Description
Cabina / Cab	•	55 kW	67 kW	75 kW	55 kW	67 kW	75 kW	55 kW	67 kW	75 kW	55 kW	67 kW	75 kW	55 kW	67 kW	75 kW	55 kW	67 kW	75 kW				
Piattaforma / Open station	•																						
		•	•	•	•	•	•	•	•	•	•	•	•	•	•	•	•	•	•		40-70 100 10A	0,10	Gancio di traino posteriore - Sost. *Rear tow hook - Rep.*
		•	•	•	•	•	•	•	•	•	•	•	•	•	•	•	•	•	•		40-70 100 10A	0,30	Supporto gancio di traino - Sost. *Tow hook support - Rep.*
		•	•	•	•	•	•	•	•	•	•	•	•	•	•	•	•	•	•		40-70 100 10A	0,10	Perno gancio di traino posteriore - Sost. *Rear tow hook pin - Rep.*
		•	•	•	•	•	•	•	•	•	•	•	•	•	•	•	•	•	•		40-70 100 10A	0,10	Barra di traino - Sost. *Drawbar - Rep.*

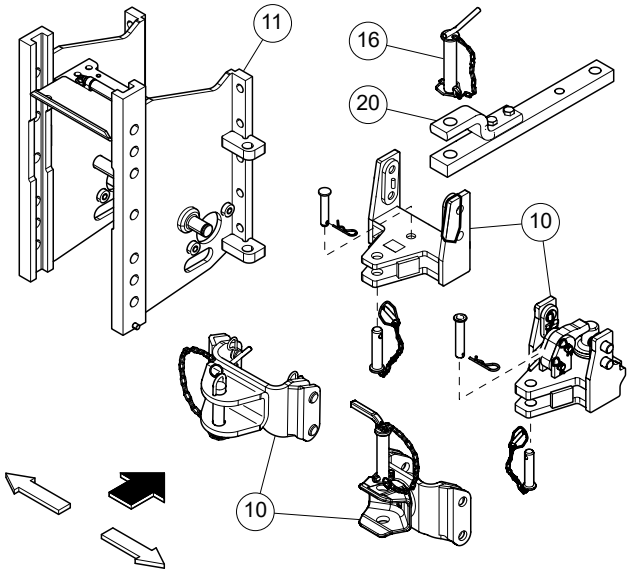

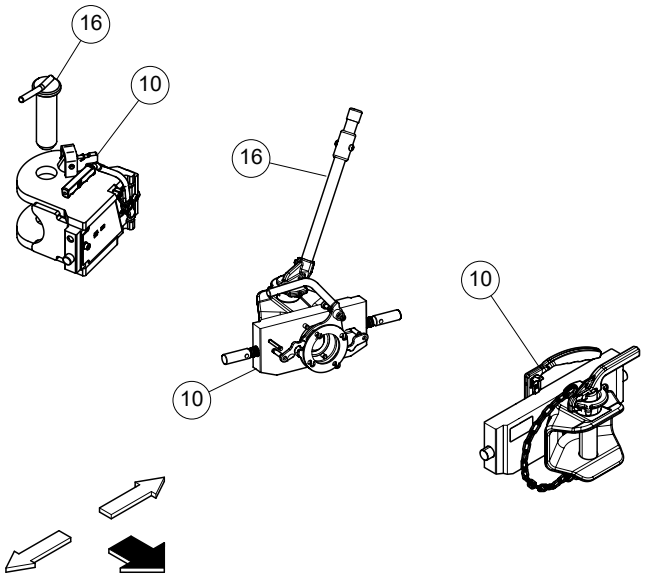

40-70 100 - GANCI E BARRE DI TRAINO - TOW HOOKS AND DRAWBARS (E0400A - E0400B - E0401A - E0401B - E0402A - E0403A - E0403C - E0403D - E0407A - E0407B - E0408A - E0408B - E0409B - E0409D - E0410A - E0411A - E0411B - E0412A - E0413A - E0413B - E0416A - E0416C)

Agricube PRO

Cabina / Cab	V			VL			F			FL			FB			VLB		
Piattaforma / Open station	55 kW	67 kW	75 kW	55 kW	67 kW	75 kW	55 kW	67 kW	75 kW	55 kW	67 kW	75 kW	55 kW	67 kW	75 kW	55 kW	67 kW	75 kW
Cabina / Cab	●	●	●	●	●	●	●	●	●	●	●	●	●	●	●	●	●	●
Cabina / Cab	●	●	●	●	●	●	●	●	●	●	●	●	●	●	●	●	●	●
Cabina / Cab	●	●	●	●	●	●	●	●	●	●	●	●	●	●	●	●	●	●
Cabina / Cab	●	●	●	●	●	●	●	●	●	●	●	●	●	●	●	●	●	●

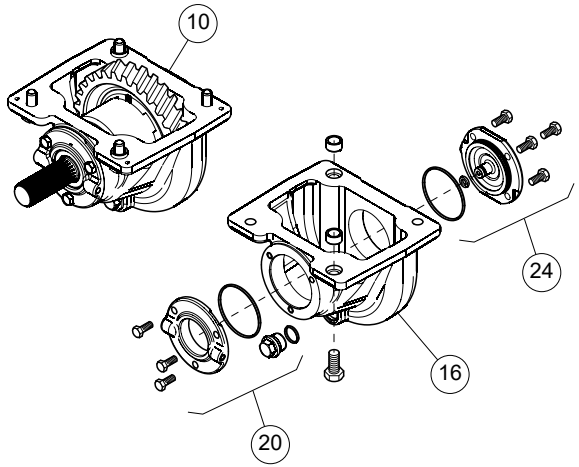

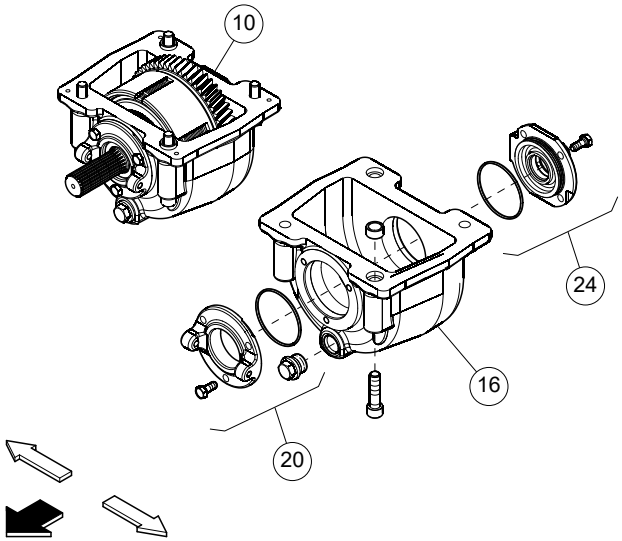

Op. prec. / Prev. op.	Codice / Code		Descrizione / Description
	50-05 100 10A	1,60	Scatola presa di moto, complessivo - S.R. *DTO case, assembly - R./I.*
50-10 100 16B	50-05 100 16B	0,60	Scatola presa di moto - Sost. a complessivo scatola presa di moto staccata *DTO case - Rep. w/DTO case assembly removed*
	50-05 100 20A	0,90	Coperchio anteriore su scatola presa di moto - Sost. *Front DTO case cover - Rep.*
	50-05 100 24A	0,40	Coperchio posteriore su scatola presa di moto - Sost. *Rear DTO case cover - Rep.*

50-05 100 - SCATOLA PRESA DI MOTO - DTO BOX (D0400A - D0400B - D0400C - D0400D - D0401A - D0401B - D0401C - D0401D)

Agricube PRO

Cabina / Cab	V			VL			F			FL			FB			VLB			Op. prec. / Prev. op.	Codice / Code		Descrizione / Description
Piattaforma / Open station	55 kW	67 kW	75 kW	55 kW	67 kW	75 kW	55 kW	67 kW	75 kW	55 kW	67 kW	75 kW	55 kW	67 kW	75 kW	55 kW	67 kW	75 kW				
	●	●	●	●	●	●	●	●	●	●	●	●	●	●	●	●	●	●	60-85 100 26A	50-10 100 10B	0,50	Guarnizione di tenuta olio - Sost. ad albero trasmissione di moto staccato *Oil seal - Rep. w/drive line shaft removed*
	●	●	●	●	●	●	●	●	●	●	●	●	●	●	●	●	●	●	50-05 100 10A	50-10 100 16C	0,40	Scatola presa di moto, complessivo staccato - Rev. *DTO case assembly, removed - Ov.*
	●	●	●	●	●	●	●	●	●	●	●	●	●	●	●	●	●	●	50-05 100 10A	50-10 100 20C	0,40	Scatola presa di moto elettroidraulica, complessivo staccato - Rev. *Electrohydraulic DTO case assembly, removed - Ov.*

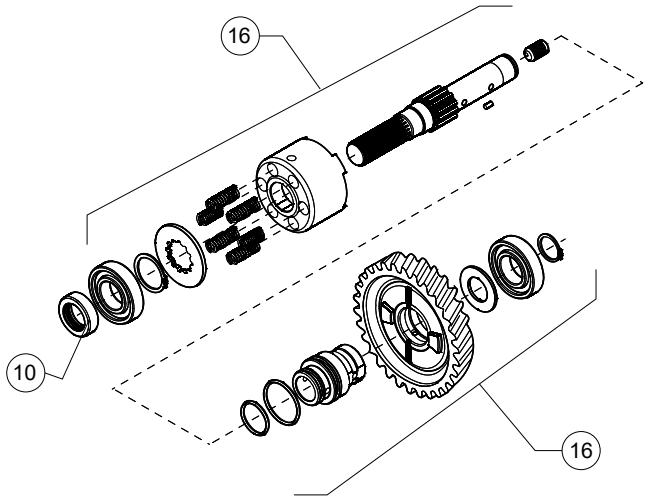

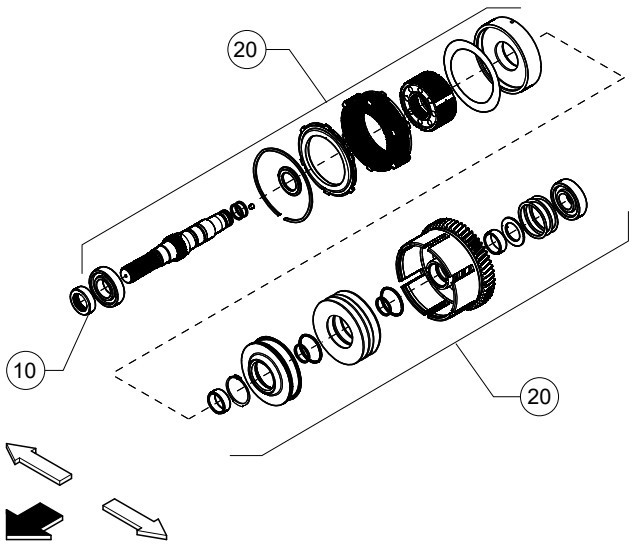

50-10 100 - PRESA DI MOTO - DTO (D0402A - D0402B - D0402C - D0402D)

Agricube PRO

Cabina Cab	•	V			VL			F			FL			FB			VLB		
Piattaforma Open station	•	55 kW	67 kW	75 kW	55 kW	67 kW	75 kW	55 kW	67 kW	75 kW	55 kW	67 kW	75 kW	55 kW	67 kW	75 kW	55 kW	67 kW	75 kW
		•	•	•	•	•	•	•	•	•	•	•	•	•	•	•	•	•	•
		•	•	•	•	•	•	•	•	•	•	•	•	•	•	•	•	•	•
		•	•	•	•	•	•	•	•	•	•	•	•	•	•	•	•	•	•
		•	•	•	•	•	•	•	•	•	•	•	•	•	•	•	•	•	•
		•	•	•	•	•	•	•	•	•	•	•	•	•	•	•	•	•	•

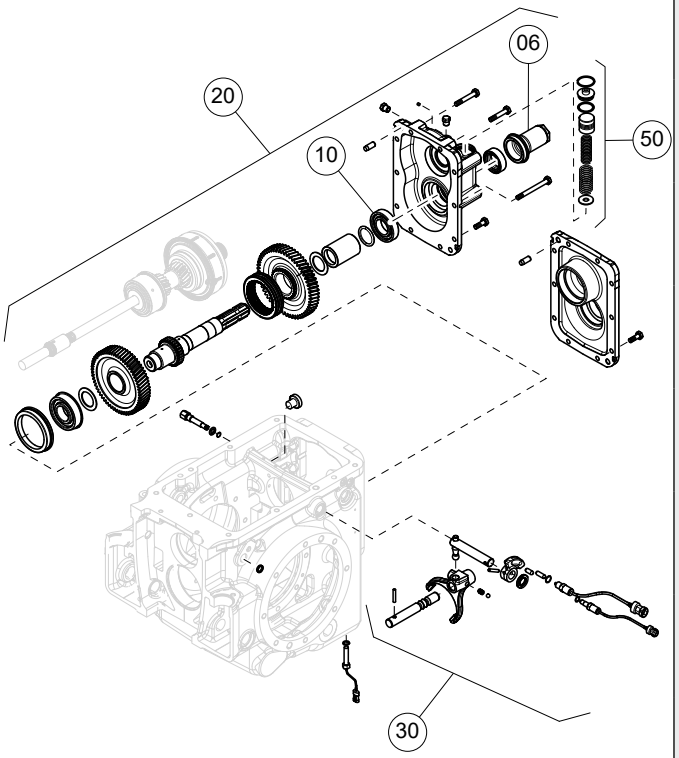

Op. prec. / Prev. op.	Codice / Code		Descrizione / Description
	50-20 100 06A	0,05	Protezione albero di uscita presa di forza - Sost. *PTO output shaft cover - Rep.*
	50-20 100 10A	0,80	Guarnizione albero di uscita presa di forza - Sost. *PTO output shaft seal - Rep.*
	50-20 100 20A	1,40	Albero di uscita presa di forza e coperchio - S.R. *PTO output shaft and cover - R./I.*
50-20 100 20A	50-20 100 30B	0,20	Dispositivo selezione giri - S.R. ad albero di uscita presa di forza e coperchio staccati *Speed rate selector assembly - R./I. w/ PTO output shaft and cover removed*
	50-20 100 50A	0,35	Freno presa di forza (Presa di forza elettroidraulica) - Sost. *PTO brake (Electro Hydraulic PTO) - Rep.*

50-20 100 - ALBERO DI USCITA PTO - PTO OUTPUT SHAFT (C0200A - C0200B - C0200C - C0200D - C0200E - C0200F - C0200G - C0200H)

Agricube PRO

Cabina Cab	•	V			VL			F			FL			FB			VLB		
Piattaforma Open station	•	55 kW	67 kW	75 kW	55 kW	67 kW	75 kW	55 kW	67 kW	75 kW	55 kW	67 kW	75 kW	55 kW	67 kW	75 kW	55 kW	67 kW	75 kW
		•	•	•	•	•	•	•	•	•	•	•	•	•	•	•	•	•	•
		•	•	•	•	•	•	•	•	•	•	•	•	•	•	•	•	•	•
		•	•	•	•	•	•	•	•	•	•	•	•	•	•	•	•	•	•

Op. prec. / Prev. op.	Codice / Code		Descrizione / Description
50-15 100 20A 50-20 100 20A	50-25 100 10B	0,25	Frizione presa di forza - S.R. a presa di forza staccata *PTO clutch - R./l. w/PTO removed*
50-25 100 10B	50-25 100 14C	0,80	Frizione presa di forza - Rev. a frizione staccata *PTO clutch - Ov. w/clutch removed*
50-25 100 10B	50-25 100 20B	0,50	Componenti G.D. - Sost. a frizione presa di forza staccata *G.D. Components - Rep. with PTO clutch removed*

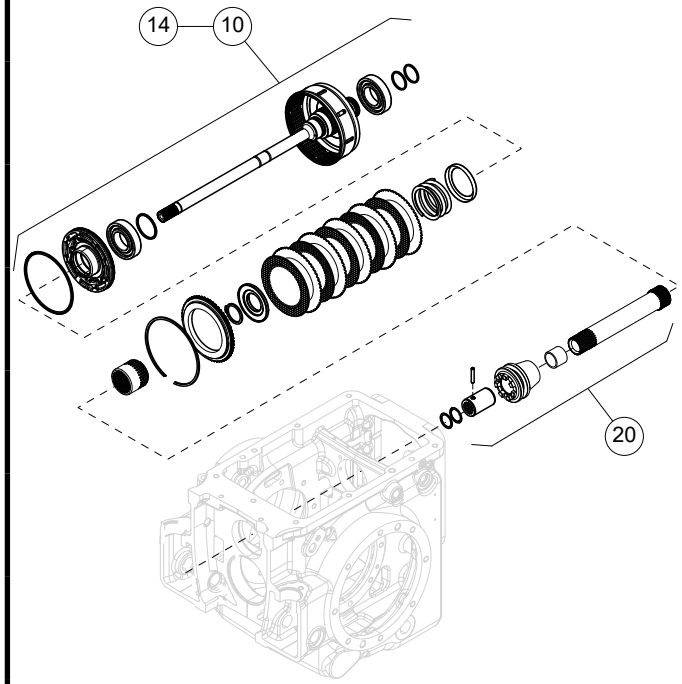

50-25 100 - FRIZIONE PRESA DI FORZA - PTO CLUTCH (C0203E - C0203F)

Agricube PRO

Cabina Cab	•	V			VL			F			FL			FB			VLB		
Piattaforma Open station	•	55 kW	67 kW	75 kW	55 kW	67 kW	75 kW	55 kW	67 kW	75 kW	55 kW	67 kW	75 kW	55 kW	67 kW	75 kW	55 kW	67 kW	75 kW

Op. prec. / Prev. op.	Codice / Code		Descrizione / Description
25-10 100 22B	50-30 100 10C	0,50	Presa di forza sincronizzata - Rev. *Ground drive PTO - Ov.*

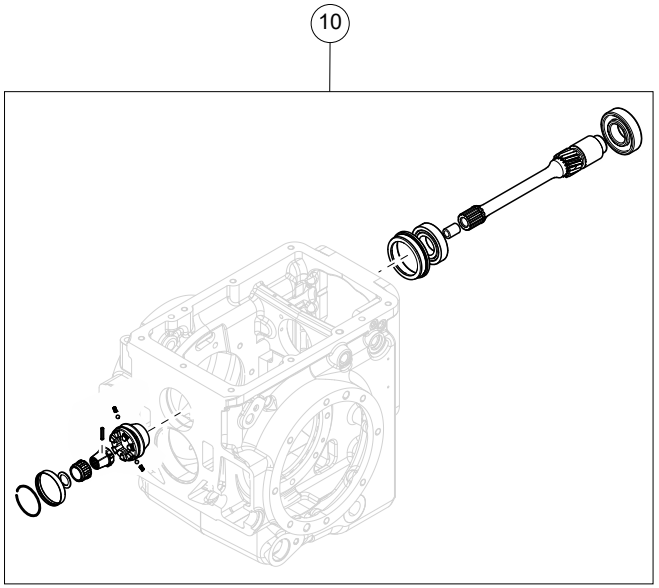

50-30 100 - PRESA DI FORZA SINCRONIZZATA - GROUND DRIVE PTO (C0201A - C0201B - C0201C - C0201D)

Agricube PRO

		V			VL			F			FL			FB			VLB			Op. prec. / Prev. op.	Codice / Code		Descrizione / Description
Cabina / Cab	•	55 kW	67 kW	75 kW	55 kW	67 kW	75 kW	55 kW	67 kW	75 kW	55 kW	67 kW	75 kW	55 kW	67 kW	75 kW	55 kW	67 kW	75 kW				
Piattaforma / Open station	•	•	•	•	•	•	•	•	•	•	•	•	•	•	•	•	•	•	•	50-15 100 20A 50-20 100 20A	50-35 100 12B	0,35	Freno presa di forza - S.R. a presa di forza staccata *PTO brake - R./l. w/PTO removed*

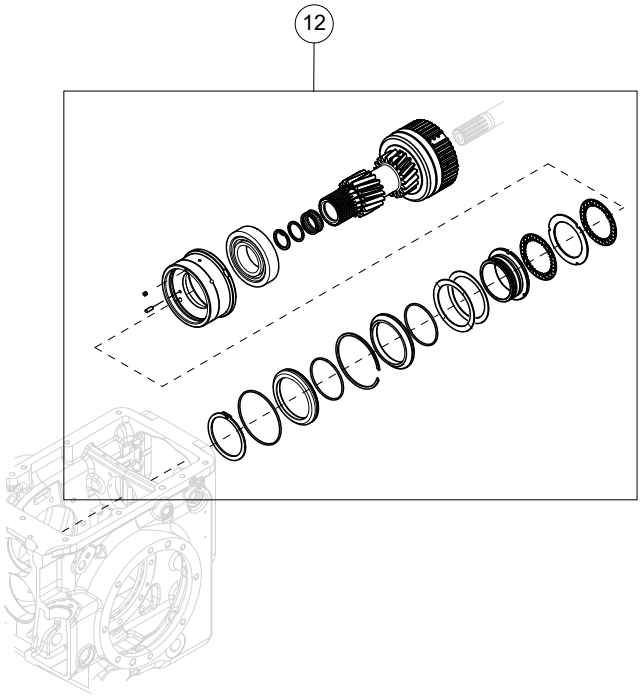

50-35 100 - FRENO PRESA DI FORZA - PTO BRAKE (C0202E - C0202F - C0202G - C0202H)

Agricube PRO

Cabina Cab	V			VL			F			FL			FB			VLB			Op. prec. / Prev. op.	Codice / Code		Descrizione / Description
Piattaforma Open station	55 kW	67 kW	75 kW	55 kW	67 kW	75 kW	55 kW	67 kW	75 kW	55 kW	67 kW	75 kW	55 kW	67 kW	75 kW	55 kW	67 kW	75 kW				
	●	●	●	●	●	●	●	●	●	●	●	●	●	●	●	●	●	●		50-40 100 10A	0,25	Dispositivo innesto presa di forza - Sost. *PTO engagement device - Rep.*
	●	●	●	●	●	●	●	●	●	●	●	●	●	●	●	●	●	●	115-05 100 10A 110-10 100 10A	50-40 100 30B	0,80	Albero innesto presa di forza - Sost. a piattaforma e cabina staccate *PTO engagement shaft - Rep. w/platform and cab removed*

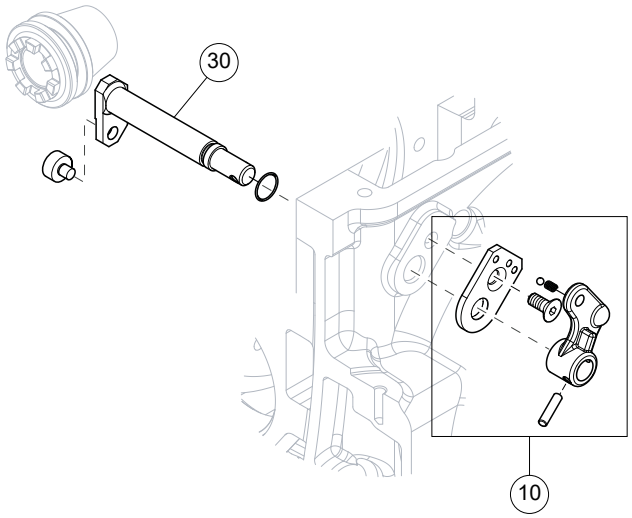

50-40 100 - DISPOSITIVO INNESTO PRESA DI FORZA - PTO ENGAGEMENT DEVICE (C0204D - C0204E)

Agricube PRO

Cabina Cab	•	V			VL			F			FL			FB			VLB		
Piattaforma Open station	•	55 kW	67 kW	75 kW	55 kW	67 kW	75 kW	55 kW	67 kW	75 kW	55 kW	67 kW	75 kW	55 kW	67 kW	75 kW	55 kW	67 kW	75 kW
		•	•	•	•	•	•	•	•	•	•	•	•	•	•	•	•	•	•
		•	•	•	•	•	•	•	•	•	•	•	•	•	•	•	•	•	•

Op. prec. / Prev. op.	Codice / Code		Descrizione / Description
	50-45 100 06A	0,10	Pomello leva esterna selezione giri presa di forza - Sost. *PTO speed rate selector external lever knob - Rep.*
	50-45 100 10A	0,30	Leva esterna selezione giri presa di forza - Sost. *PTO speed rate selector external lever - Rep.*

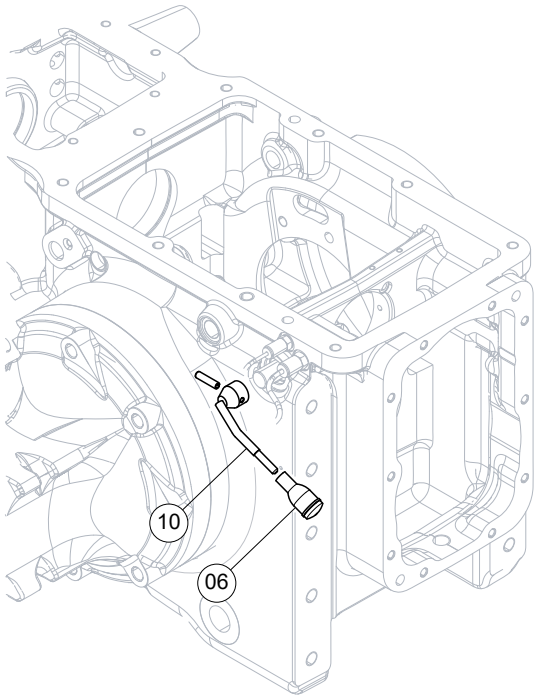

50-45 100 - LEVA SELEZIONE GIRI PRESA DI FORZA - PTO SPEED RATE SELECTOR LEVER (C0205A)

Agricube PRO

Cabina Cab	•	V			VL			F			FL			FB			VLB			Op. prec. / Prev. op.	Codice / Code		Descrizione / Description
Piattaforma Open station	•	55 kW	67 kW	75 kW	55 kW	67 kW	75 kW	55 kW	67 kW	75 kW	55 kW	67 kW	75 kW	55 kW	67 kW	75 kW	55 kW	67 kW	75 kW				
		•	•	•	•	•	•	•	•	•	•	•	•	•	•	•	•	•	•		50-50 100 04A	0,10	Pomello leva innesto presa di forza - Sost. *PTO engagement lever knob - Rep.*
		•	•	•	•	•	•	•	•	•	•	•	•	•	•	•	•	•	•		50-50 100 10A	0,30	Leva innesto presa di forza - Sost. *PTO engagement lever - Rep.*
		•	•	•	•	•	•	•	•	•	•	•	•	•	•	•	•	•	•		50-50 100 20A	0,30	Tirante innesto presa di forza - Sost. *PTO engagement rod - Rep.*
		•	•	•	•	•	•	•	•	•	•	•	•	•	•	•	•	•	•		50-50 100 30A	0,40	Leva esterna dispositivo innesto presa di forza - S.R. *PTO engagement device external lever - R./l.*
		•	•	•	•	•	•	•	•	•	•	•	•	•	•	•	•	•	•		50-50 100 50A	0,30	Interruttore spia presa di forza - Sost. *PTO warning indicator switch - Rep.*

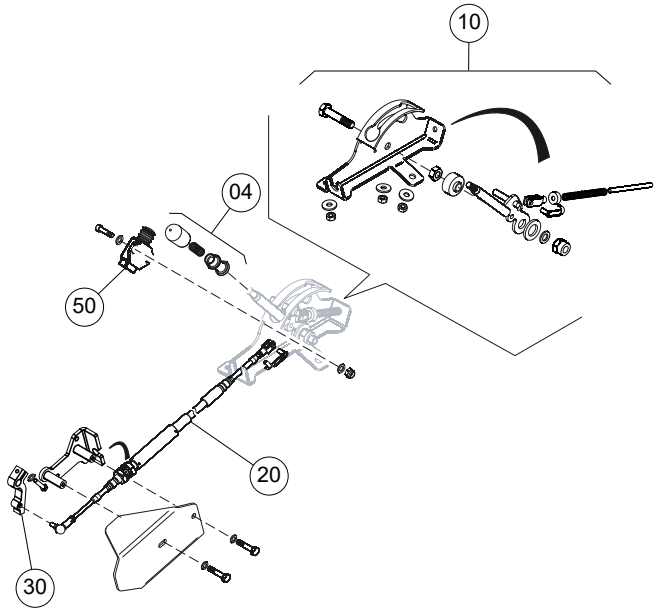

50-50 100 - LEVA INNESTO PRESA DI FORZA - PTO ENGAGEMENT LEVER (B104A - B0104B)

Agricube PRO

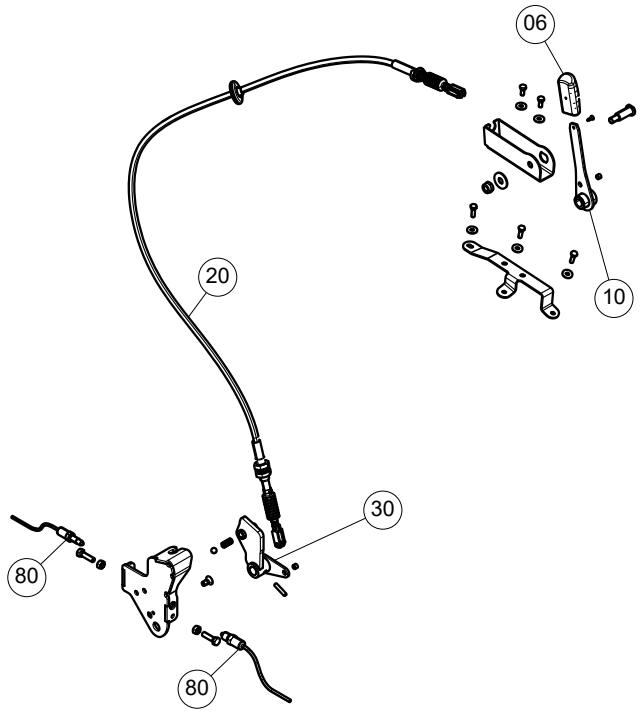

Cabina / Cab		V			VL			F			FL			FB			VLB			Op. prec. / Prev. op.	Codice / Code		Descrizione / Description
Piattaforma / Open station		55 kW	67 kW	75 kW	55 kW	67 kW	75 kW	55 kW	67 kW	75 kW	55 kW	67 kW	75 kW	55 kW	67 kW	75 kW	55 kW	67 kW	75 kW				
		●	●	●	●	●	●	●	●	●	●	●	●	●	●	●	●	●	●		50-55 100 06A	0,10	Pomello leva selezione presa di forza sincronizzata - Sost. *Ground speed PTO selector lever knob - Rep.*
		●	●	●	●	●	●	●	●	●	●	●	●	●	●	●	●	●	●		50-55 100 10A	0,30	Leva selezione presa di forza sincronizzata - Sost. *Ground speed PTO selector lever - Rep.*
		●	●	●	●	●	●	●	●	●	●	●	●	●	●	●	●	●	●		50-55 100 20A	0,30	Tirante comando selezione presa di forza sincronizzata - Sost. *Ground speed PTO selector rod - Rep.*
		●	●	●	●	●	●	●	●	●	●	●	●	●	●	●	●	●	●		50-55 100 30A	0,30	Manicotto comando selezione presa di forza sincronizzata - Sost. *Ground speed PTO selector sleeve - Rep.*
		●	●	●	●	●	●	●	●	●	●	●	●	●	●	●	●	●	●		50-55 100 80A	0,25	Interruttore leva selezione presa di forza sincronizzata (uno) - Sost. *Ground speed PTO selector lever switch (one)- Rep.*

50-55 100 - LEVA SELEZIONE PRESA DI FORZA SINCRONIZZATA - GROUND SPEED PTO SELECTOR LEVER (C0209A - C0209B - C0209C - C0209D - C0209E - C0209F - C0209G)

Agricube PRO

		V			VL			F			FL			FB			VLB			Op. prec. / Prev. op.	Codice / Code		Descrizione / Description
Cabina / Cab	•	55 kW	67 kW	75 kW	55 kW	67 kW	75 kW	55 kW	67 kW	75 kW	55 kW	67 kW	75 kW	55 kW	67 kW	75 kW	55 kW	67 kW	75 kW				
Piattaforma / Open station	•																						
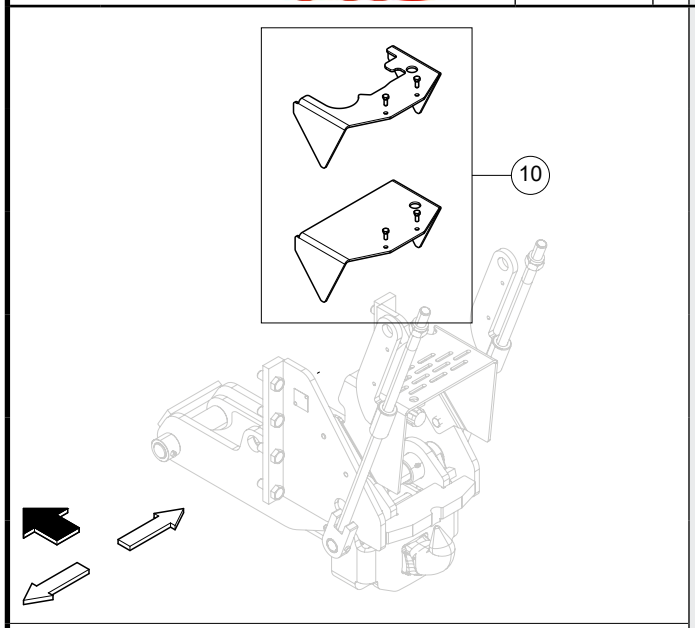		•	•	•	•	•	•	•	•	•	•	•	•	•	•	•	•	•	•		50-60 100 10A	0,20	Protezione presa di forza sincronizzata - Sost. *PTO protection - Rep.*
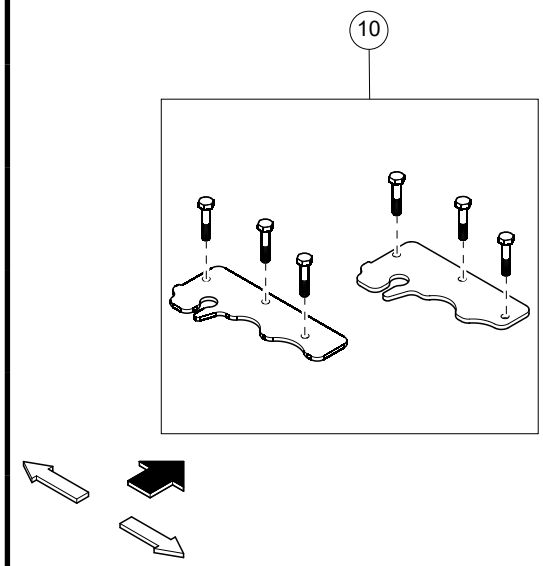																							

50-60 100 - PROTEZIONE PRESA DI FORZA SINCRONIZZATA - GROUND SPEED PTO PROTECTION (C0210A - C0210B)

Agricube PRO

Cabina Cab	•	V			VL			F			FL			FB			VLB		
Piattaforma Open station	•	55 kW	67 kW	75 kW	55 kW	67 kW	75 kW	55 kW	67 kW	75 kW	55 kW	67 kW	75 kW	55 kW	67 kW	75 kW	55 kW	67 kW	75 kW
		•	•	•	•	•	•	•	•	•	•	•	•	•	•	•	•	•	•
		•	•	•	•	•	•	•	•	•	•	•	•	•	•	•	•	•	•

Op. prec. / Prev. op.	Codice / Code		Descrizione / Description
	50-100 100 10A	1,40	Presa di forza anteriore - S.R. *Front PTO - R/I*
50-100 100 10A	50-100 100 20C	1,00	Presa di forza anteriore - Rev. a presa di forza staccata *Front PTO - Ov. w/PTO removed*

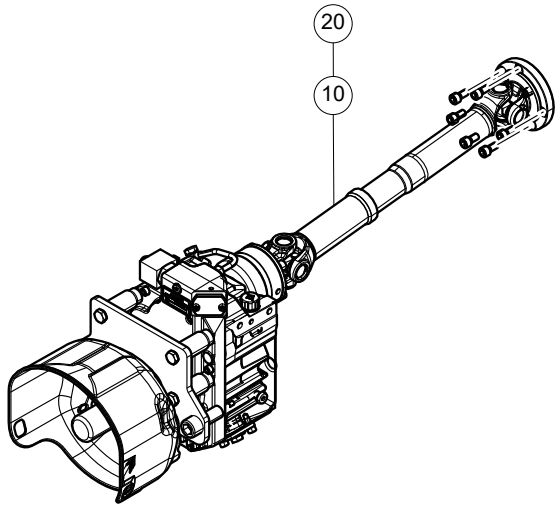

50-100 100 - PRESA DI FORZA ANTERIORE - FRONT PTO (E1000A)

Agricube PRO

Cabina Cab	•	V			VL			F			FL			FB			VLB		
Piattaforma Open station	•	55 kW	67 kW	75 kW	55 kW	67 kW	75 kW	55 kW	67 kW	75 kW	55 kW	67 kW	75 kW	55 kW	67 kW	75 kW	55 kW	67 kW	75 kW
		•	•	•	•	•	•	•	•	•	•	•	•	•	•	•	•	•	•

Op. prec. / Prev. op.	Codice / Code		Descrizione / Description
	60-10 100 10A	0,25	Zavorre ant. - Sost. *Front ballasts - Rep.*

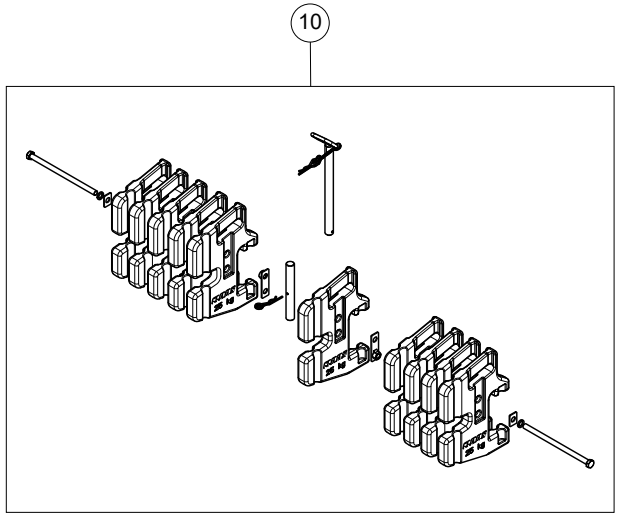

60-10 100 - ZAVORRE ANTERIORI - FRONT BALLASTS (F0306A - F0307A - F0308A - F0309A)

Agricube PRO

Cabina Cab	•	V			VL			F			FL			FB			VLB		
Piattaforma Open station	•	55 kW	67 kW	75 kW	55 kW	67 kW	75 kW	55 kW	67 kW	75 kW	55 kW	67 kW	75 kW	55 kW	67 kW	75 kW	55 kW	67 kW	75 kW

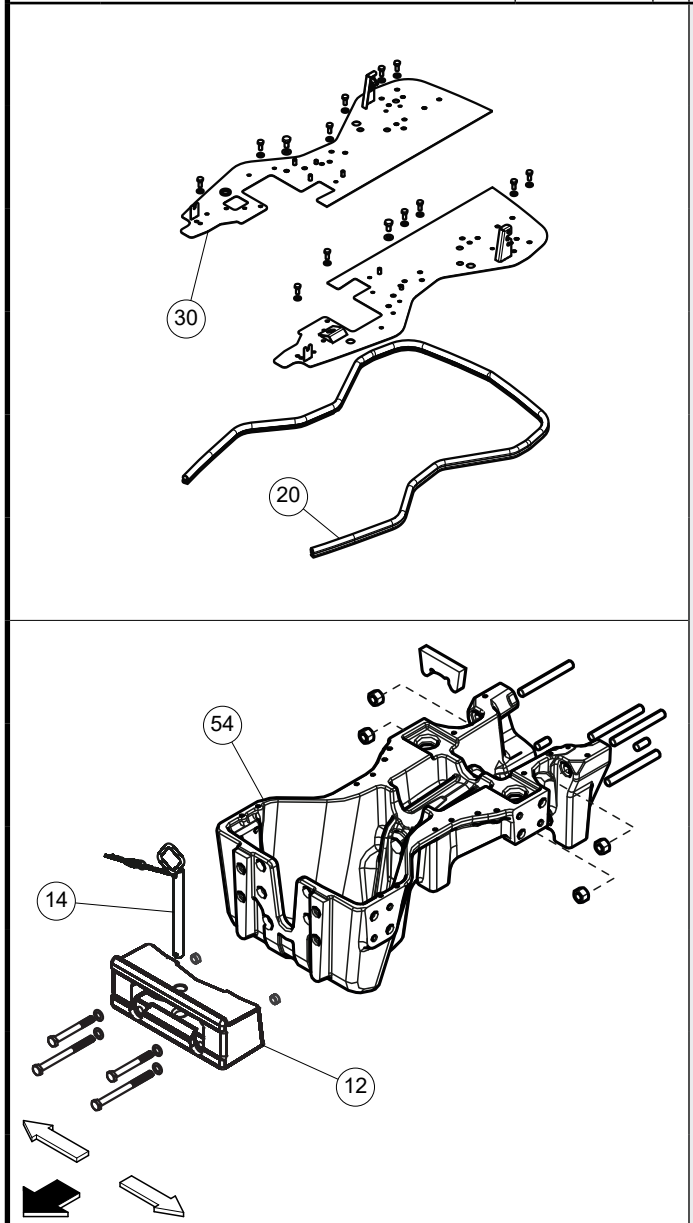

Op. prec. / Prev. op.	Codice / Code		Descrizione / Description
60-10 100 10A	60-10 100 12B	0,35	Supporto attacco zavorre - Sost. a zavorre staccate *Ballast mounting support - Rep. w/ballasts removed*
	60-10 100 14A	0,10	Perno supporto attacco zavorre - Sost. *Ballast mounting support pin - Rep.*
60-15 100 30A	60-10 100 20B	0,30	Guarnizione copertura supporto assale anteriore - Sost. *Front support cover gasket - Rep.*
	60-10 100 30A	0,10	Copertura supporto assale anteriore (uno) - Sost. *Front support cover (one) - Rep.*
60-25 100 30A 60-45 100 30A	60-10 100 54B	2,60	Supporto assale anteriore - S.R. ad assale anteriore staccato *Front axle support - Rep.w/front axle removed*

60-15 100 - SUPPORTO ASSALE ANTERIORE - FRONT AXLE SUPPORT (D0200A - D0200B - D0200C - D0200D - D0200G - D0200H - D0200I - D0200J - F0300A - G0409A - G0409B - G0409C)

Agricube PRO

Cabina / Cab	V			VL			F			FL			FB			VLB		
Piattaforma / Open station	55 kW	67 kW	75 kW	55 kW	67 kW	75 kW	55 kW	67 kW	75 kW	55 kW	67 kW	75 kW	55 kW	67 kW	75 kW	55 kW	67 kW	75 kW
Cabina / Cab	●	●	●	●	●	●	●	●	●	●	●	●	●	●	●	●	●	●
Cabina / Cab	●	●	●	●	●	●	●	●	●	●	●	●	●	●	●	●	●	●
Cabina / Cab							●	●	●	●	●	●	●	●	●	●	●	●
Cabina / Cab	●	●	●	●	●	●												
Cabina / Cab	●	●	●	●	●	●												

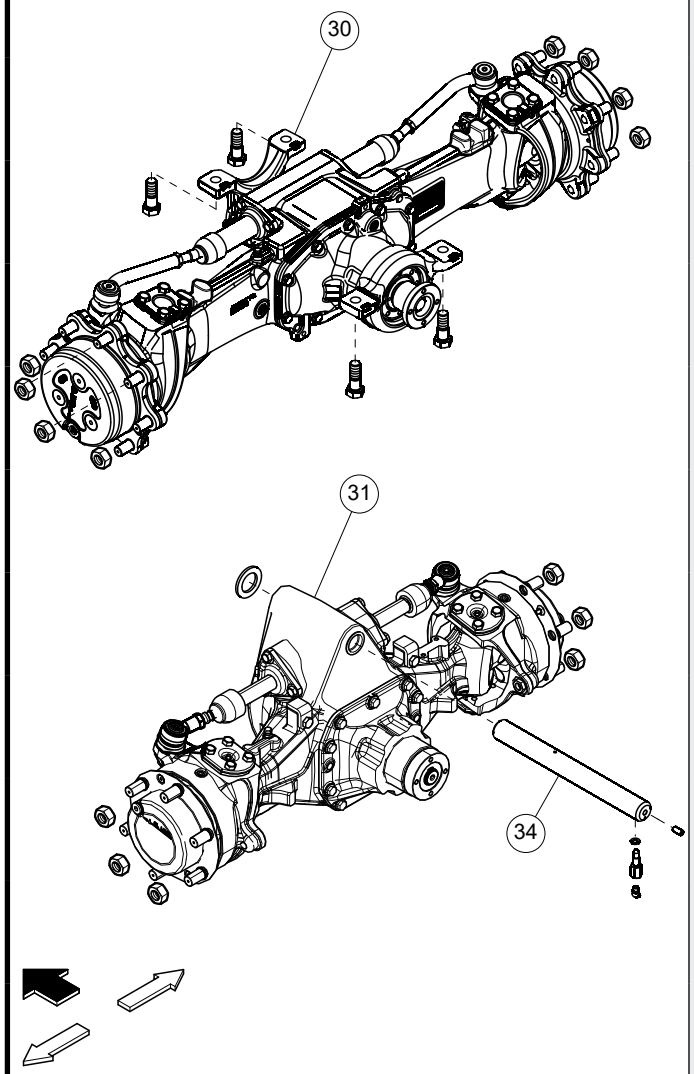

Op. prec. / Prev. op.	Codice / Code		Descrizione / Description
	60-45 100 02A	0,15	Olio ponte ant. - Verifica livello e ripristino se nec. *4WD axle oil - Check level and make-up, if nec.*
	60-45 100 03A	0,10	Articolazione ponte ant. - Ingrassaggio *4WD axle articulation - Lubricate*
	60-45 100 30A	2,20	Ponte ant. complessivo - S.R. *4WD axle, assembly - R./I.*
	60-45 100 31A	2,70	Ponte ant. complessivo - S.R. *4WD axle, assembly - R./I.*
60-45 100 31A	60-45 100 34B	0,15	Perno incernieramento ponte ant. - Sost. *4WD axle articulation pin - Rep.*

60-45 100 - ASSALE ANTERIORE 4 RUOTE MOTRICI - FRONT AXLE 4WD (E0200A - E0200B - E0200C - E0200D - E0200E)

Agricube PRO

Cabina Cab	•	V			VL			F			FL			FB			VLB		
Piattaforma Open station	•	55 kW	67 kW	75 kW	55 kW	67 kW	75 kW	55 kW	67 kW	75 kW	55 kW	67 kW	75 kW	55 kW	67 kW	75 kW	55 kW	67 kW	75 kW

Op. prec. / Prev. op.	Codice / Code		Descrizione / Description
	60-50 100 04A	0,10	Tappo scarico olio ponte ant. - Sost. *Oil drain plug 4WD axle - Rep.*
	60-50 100 10A	0,20	Ingrassatore su articolazioni ponte ant. (uno) - Sost. *Lubricator, 4WD axle articulation (one) - Rep.*
	60-50 100 12A	0,60	Supporto ant. incernieramento ponte - S.R. *Front support axle articulation - R./I.*
60-50 100 12A	60-50 100 13B	0,40	Cuscinetto supporto ant. - Sost. *Front support bearing - Rep.*
	60-50 100 14A	1,30	Guarnizione fra perno fuso a snodo e sede cuscinetto - Sost. *Seal between steering knuckle king pin and bearing housing - Rep.*
60-45 100 30A	60-50 100 15B	3,25	*Supporto coppia conica e differenziale ponte ant. - S.R. a ponte ant. staccato* *Bevel gear set and differential carrier - R./I. w/4WD axle removed*
	60-50 100 16A	1,10	Supporto post. incernieramento ponte - S.R. *Rear support axle articulation - R./I.*

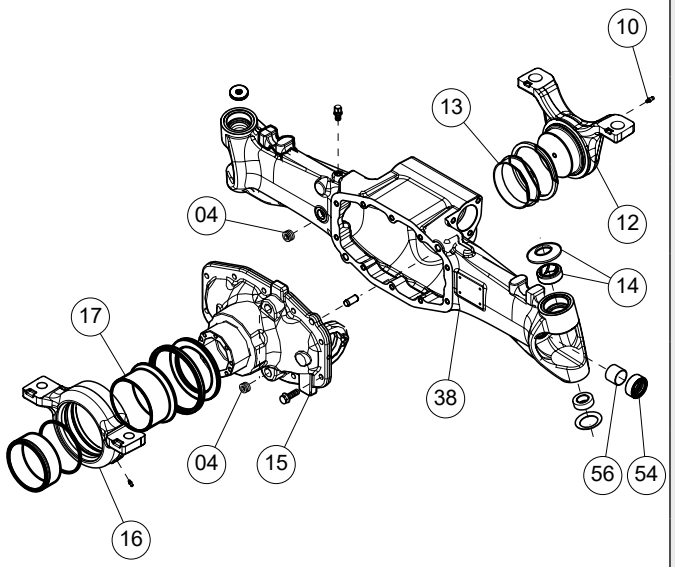

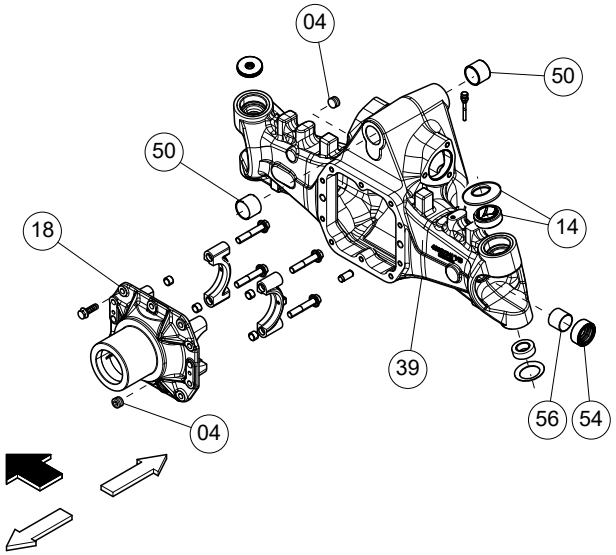

60-50 100 - ASSALE ANTERIORE 4 RUOTE MOTRICI - FRONT AXLE 4WD (E0200D - E0200E - E0201A - E0201B - E0201C - E0201D - E0201E) 1/2

Agricube PRO

Cabina Cab	•	V			VL			F			FL			FB			VLB		
Piattaforma Open station	•	55 kW	67 kW	75 kW	55 kW	67 kW	75 kW	55 kW	67 kW	75 kW	55 kW	67 kW	75 kW	55 kW	67 kW	75 kW	55 kW	67 kW	75 kW

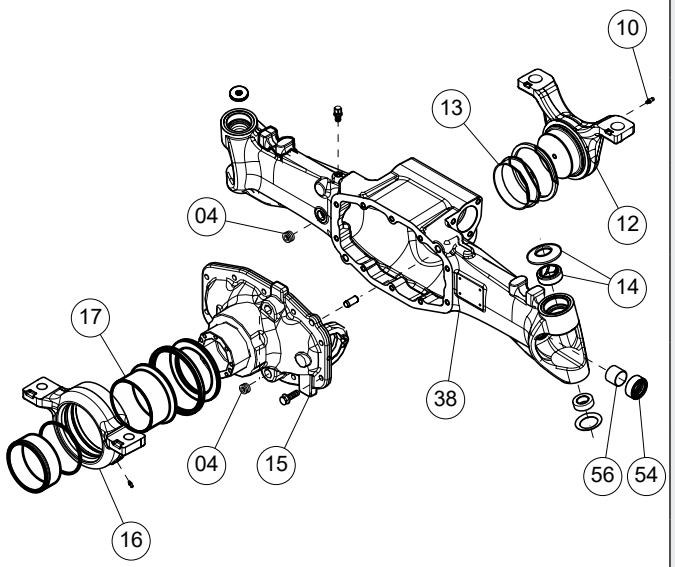

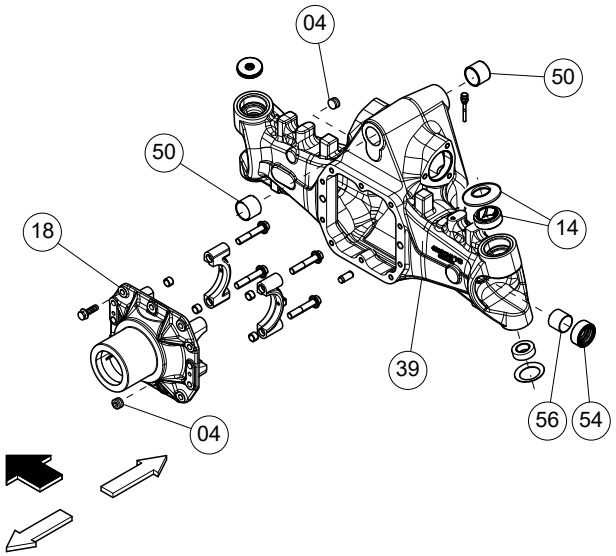

Op. prec. / Prev. op.	Codice / Code		Descrizione / Description	55 kW	67 kW	75 kW	55 kW	67 kW	75 kW	55 kW	67 kW	75 kW	55 kW	67 kW	75 kW	55 kW	67 kW	75 kW	55 kW	67 kW	75 kW
60-50 100 16B	60-50 100 17B	0,40	Cuscinetto supporto post. - Sost. *Rear support bearing - Rep.*							•	•	•	•	•	•	•	•	•	•	•	•
60-45 100 30A	60-50 100 18B	2,40	Supporto coppia conica e differenziale ponte ant. - S.R. a ponte ant. staccato *Bevel gear set and differential carrier - R./l. w/4WD axle removed*	•	•	•	•	•	•												
60-45 100 30A	60-50 100 38B	4,70	Scatola ponte ant. - Sost. a ponte ant. staccato *4WD axle housing - Rep. w/4WD axle assembly removed*							•	•	•	•	•	•	•	•	•	•	•	•
60-45 100 30A	60-50 100 39B	4,50	Scatola ponte ant. - Sost. a ponte ant. staccato *4WD axle housing - Rep. w/4WD axle assembly removed*	•	•	•	•	•	•												
60-45 100 30A	60-50 100 50B	0,45	Boccole incernieramento ponte ant. - Sost. a ponte ant. staccato *Axle pivot bushes - Rep. w/4WD axle assembly removed*	•	•	•	•	•	•												
60-55 100 32B	60-50 100 54B	0,10	*Cuscinetto semialbero D. o S. - S.R. a scatola fuso a snodo staccata* *Axle shaft bearing, RH or LH - R./l. w/ knuckle housing removed*	•	•	•	•	•	•	•	•	•	•	•	•	•	•	•	•	•	•
60-55 100 32B	60-50 100 56B	0,35	Boccole semialbero D. o S. - S.R. a scatola fuso a snodo staccata *Axle shaft bushes, RH or LH - R./l. w/ knuckle housing removed*	•	•	•	•	•	•	•	•	•	•	•	•	•	•	•	•	•	•

60-50 100 - ASSALE ANTERIORE 4 RUOTE MOTRICI - FRONT AXLE 4WD (E0200D - E0200E - E0201A - E0201B - E0201C - E0201D - E0201E - E0208A)

Agricube PRO

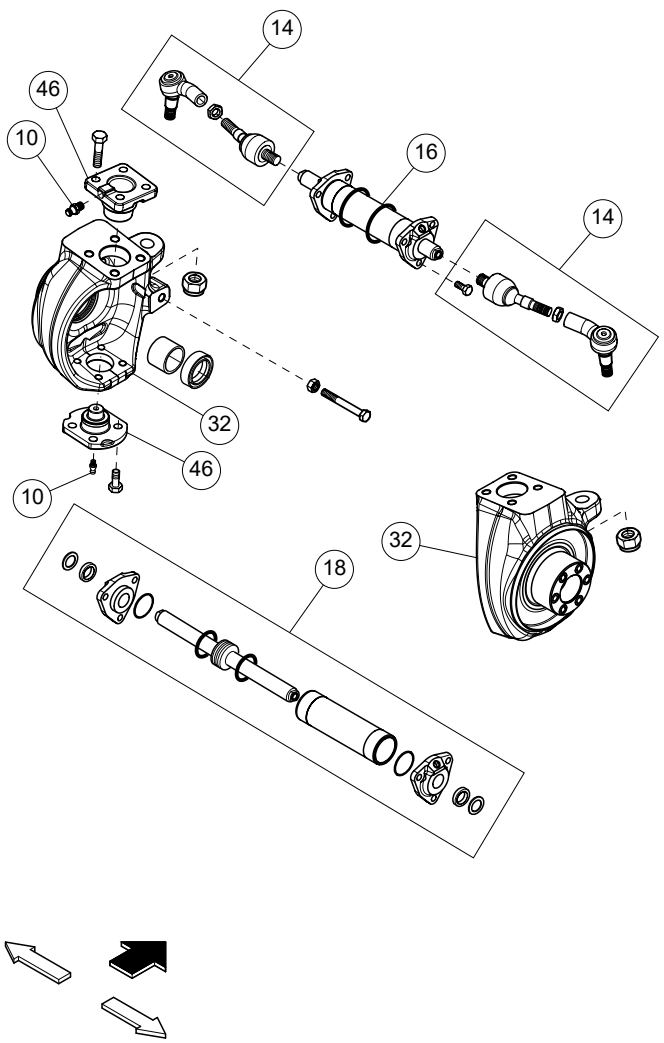

Cabina Cab	•	V			VL			F			FL			FB			VLB			Op. prec. / Prev. op.	Codice / Code		Descrizione / Description
Piattaforma Open station	•	55 kW	67 kW	75 kW	55 kW	67 kW	75 kW	55 kW	67 kW	75 kW	55 kW	67 kW	75 kW	55 kW	67 kW	75 kW	55 kW	67 kW	75 kW				
		•	•	•	•	•	•	•	•	•	•	•	•	•	•	•	•	•	•		60-55 100 02A	0,10	Riduttore laterale D. o S. - Verifica e ripristino livello olio *RH or LH final drive - Check and top-up oil level*
		•	•	•	•	•	•	•	•	•	•	•	•	•	•	•	•	•	•		60-55 100 03A	0,10	Articolazioni fusi a snodo - Ingrassaggio *Steering knuckle articulations - Lubricate*
		•	•	•	•	•	•	•	•	•	•	•	•	•	•	•	•	•	•		60-55 100 10A	0,10	Ingrassatore su fuso a snodo - Sost. *Steering knuckle lubricator - Rep.*
		•	•	•	•	•	•	•	•	•	•	•	•	•	•	•	•	•	•		60-55 100 14A	0,45	Testina snodo sterzo ponte - Sost. e registrazione sterzo *Steering articulation joint - live axle - Rep. and adjust linkage*
		•	•	•	•	•	•	•	•	•	•	•	•	•	•	•	•	•	•		60-55 100 16A	0,80	Cilindro (uno) sterzo ponte ant. - S.R. *Steering cylinder (one), front axle - R./I.*
		•	•	•	•	•	•	•	•	•	•	•	•	•	•	•	•	•	•	60-55 100 16A	60-55 100 18C	0,40	Cilindro (uno) sterzo ponte ant. staccato - Rev. Front axle cylinder (one), removed - Ov.
		•	•	•	•	•	•	•	•	•	•	•	•	•	•	•	•	•	•	60-75 100 30A 60-75 100 31A	60-55 100 32B	2,80	Scatola fuso e snodo sterzo - S.R. knuckle housing and steering artic. - R./I.
		•	•	•	•	•	•	•	•	•	•	•	•	•	•	•	•	•	•		60-55 100 46A	1,20	Perni snodo sterzo D. o S. - Sost. *Steering articulation pins RH or LH - Rep.*

60-55 100 - ASSALE ANTERIORE 4 RUOTE MOTRICI - FRONT AXLE 4WD (E0202A - E0202B - E0202C - E0202D - E0202E)

Agricube PRO

Cabina Cab	•	V			VL			F			FL			FB			VLB		
Piattaforma Open station	•	55 kW	67 kW	75 kW	55 kW	67 kW	75 kW	55 kW	67 kW	75 kW	55 kW	67 kW	75 kW	55 kW	67 kW	75 kW	55 kW	67 kW	75 kW

Op. prec. / Prev. op.	Codice / Code		Descrizione / Description
	60-60 100 10A	1,05	Guarnizione fra pignone ponte ant. e supporto - Sost. *Seal, 4WD axle pinion to support - Rep.*
60-50 100 15B 60-50 100 18B	60-60 100 20C	1,50	Coppia conica ponte ant. - Rev. a supporto coppia conica staccato (escluso differen-ziale) *Bevel gear set, 4WD axle - Ov. w/bevel gear set support removed (differential excluded)*

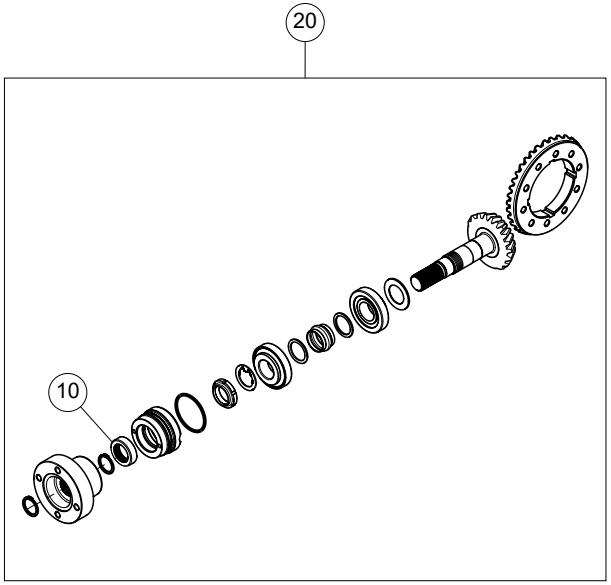

60-60 100 - ASSALE ANTERIORE 4 RUOTE MOTRICI - FRONT AXLE 4WD (E0203A - E0203B - E0203C - E0203D - E0203E)

Agricube PRO

Cabina Cab	•	V			VL			F			FL			FB			VLB		
Piattaforma Open station	•	55 kW	67 kW	75 kW	55 kW	67 kW	75 kW	55 kW	67 kW	75 kW	55 kW	67 kW	75 kW	55 kW	67 kW	75 kW	55 kW	67 kW	75 kW

Op. prec. / Prev. op.	Codice / Code		Descrizione / Description
	60-65 100 24C	1,10	Differenziale ponte ant. - Rev. a coppia conica ponte ant. staccata *4WD axle differential - Ov. w/bevel gear set, 4WD axle removed*
	60-65 100 27C	1,00	Gruppo LIMITED-SLIP - Rev. *LIMITED-SLIP diff. unit - Ov.*

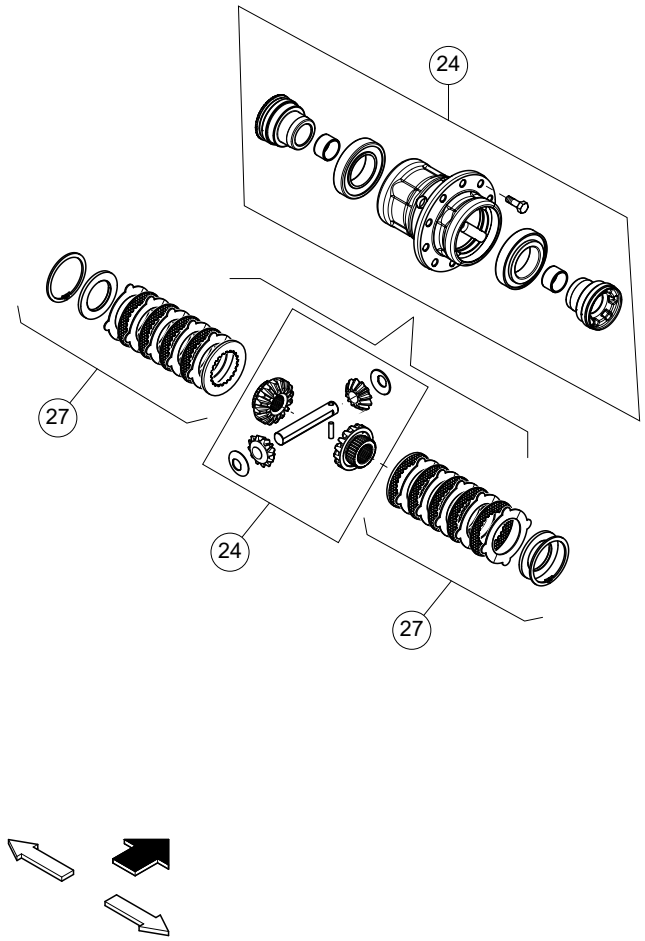

60-65 100 - ASSALE ANTERIORE 4 RUOTE MOTRICI - FRONT AXLE 4WD (E0204A - E0204B - E0204C - E0204D - E0204E)

Agricube PRO

Cabina / Cab	V			VL			F			FL			FB			VLB			Op. prec. / Prev. op.	Codice / Code		Descrizione / Description
Piattaforma / Open station	55 kW	67 kW	75 kW	55 kW	67 kW	75 kW	55 kW	67 kW	75 kW	55 kW	67 kW	75 kW	55 kW	67 kW	75 kW	55 kW	67 kW	75 kW				
	●	●	●	●	●	●	●	●	●	●	●	●	●	●	●	●	●	●	60-55 100 32B	60-70 100 52B	0,25	Semialbero (uno) - S.R. a scatola fuso a snodo staccata *Axle shaft (one) - R./l. w/knuckle housing removed*
	●	●	●	●	●	●	●	●	●	●	●	●	●	●	●	●	●	●	60-70 100 52B	60-70 100 56C	0,50	Semialbero (uno), staccato - Rev. *Axle shaft (one), removed - Ov.*

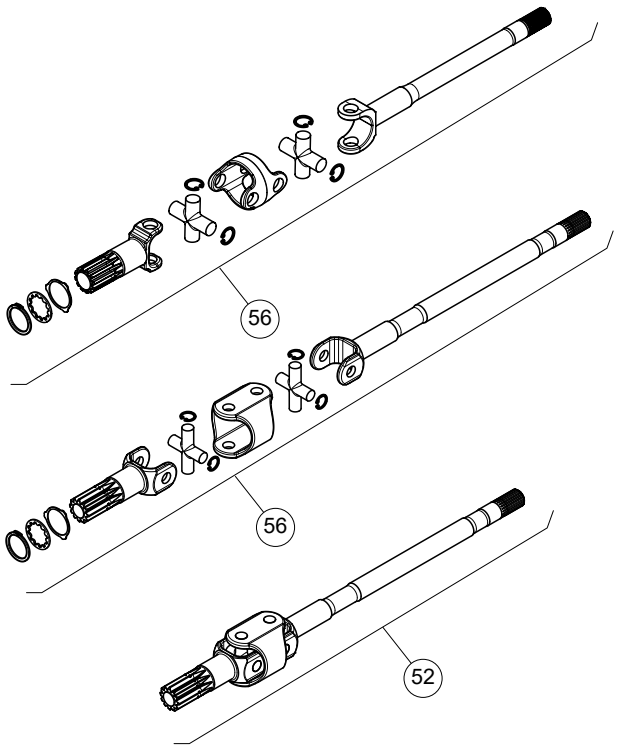

60-70 100 - ASSALE ANTERIORE 4 RUOTE MOTRICI - FRONT AXLE 4WD (E0205A - E0205B - E0205C - E0205D - E0205E)

Agricube PRO

Cabina Cab	•	V			VL			F			FL			FB			VLB		
Piattaforma Open station	•	55 kW	67 kW	75 kW	55 kW	67 kW	75 kW	55 kW	67 kW	75 kW	55 kW	67 kW	75 kW	55 kW	67 kW	75 kW	55 kW	67 kW	75 kW

Op. prec. / Prev. op.	Codice / Code		Descrizione / Description
	60-75 100 04A	0,10	Tappo scarico olio riduttore laterale - Sost. *Oil drain plug, final drive - Rep.*
	60-75 100 30A	1,65	Riduttore epicicloidale ant. D. o S. - S.R. *Epicyclical final drive, RH or LH - R./I.*
	60-75 100 31A	1,55	Riduttore epicicloidale ant. D. o S. - S.R. *Epicyclical final drive, RH or LH - R./I.*

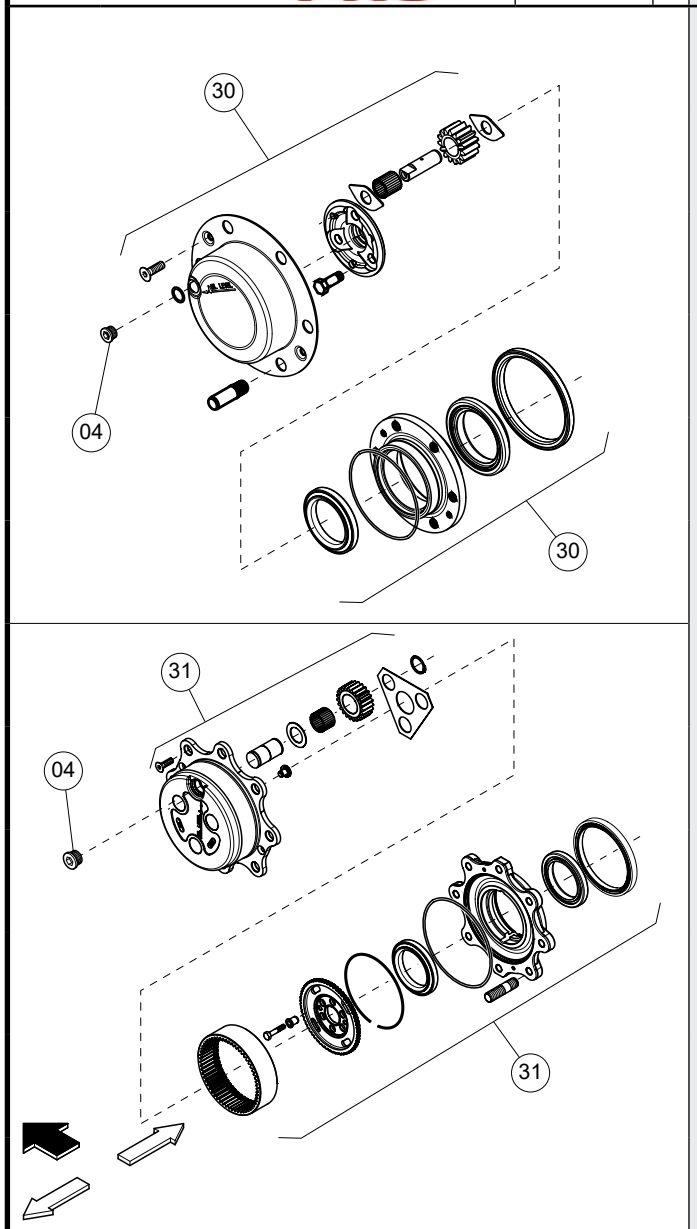

60-75 100 - ASSALE ANTERIORE 4 RUOTE MOTRICI - FRONT AXLE 4WD (E0206A - E0206B - E0206C - E0206D - E0206E - E0207A - E0207B - E0207C - E0207D - E0207E)

Agricube PRO

Cabina Cab	•	V			VL			F			FL			FB			VLB		
Piattaforma Open station	•	55 kW	67 kW	75 kW	55 kW	67 kW	75 kW	55 kW	67 kW	75 kW	55 kW	67 kW	75 kW	55 kW	67 kW	75 kW	55 kW	67 kW	75 kW
		•	•	•	•	•	•	•	•	•	•	•	•	•	•	•	•	•	•
		•	•	•	•	•	•	•	•	•	•	•	•	•	•	•	•	•	•
		•	•	•	•	•	•	•	•	•									

Op. prec. / Prev. op.	Codice / Code		Descrizione / Description
	60-85 100 20A	0,15	Riparo albero di trasmissione - Sost. *Drive shaft guard - Rep.*
	60-85 100 26A	0,60	Albero di trasmissione - S.R. *Drive shaft - R./I.*
	60-85 100 28A	0,80	Albero di trasmissione (con assale frontale sospeso) - S.R. *Drive shaft (with front suspended axle) - R./I.*

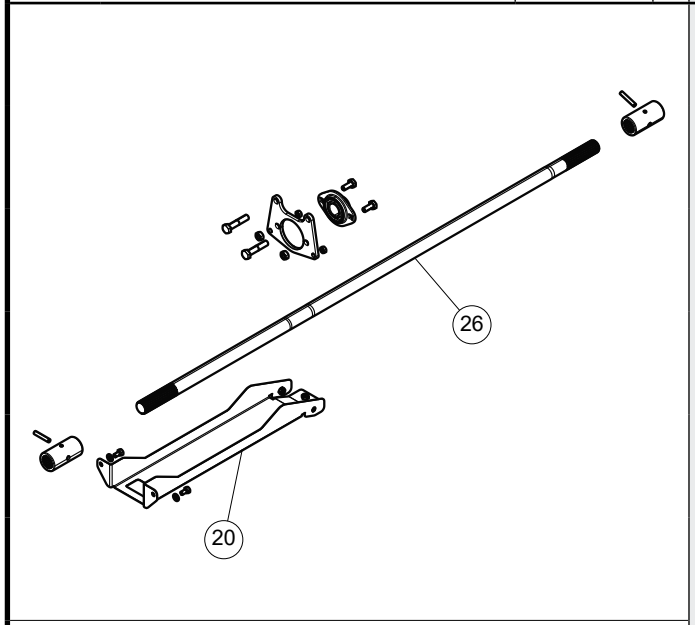

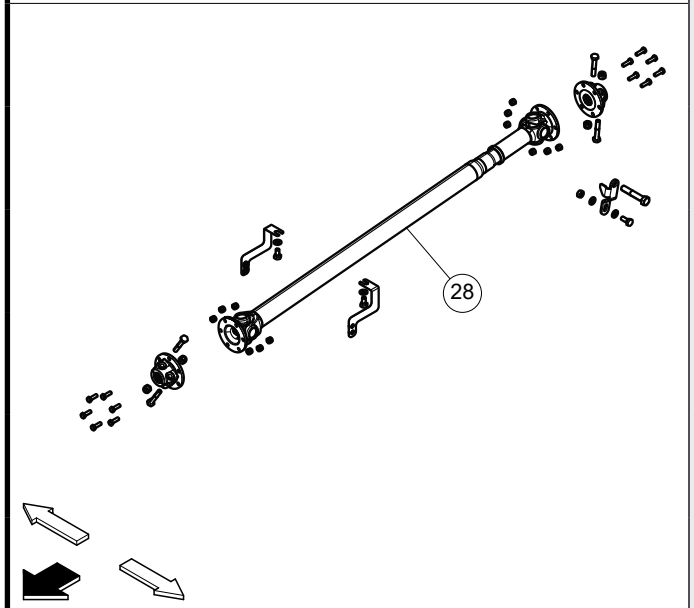

60-85 100 - ALBERO DI COMANDO E PROTEZIONE - TRANSMISSION SHAFT AND PROTECTION (D0404A - D0404B - D0404C - D0404D - D0404E - D0404F - D0404G - D0404H - E0215D)

Agricube PRO

Cabina Cab	V			VL			F			FL			FB			VLB			Op. prec. / Prev. op.	Codice / Code		Descrizione / Description
Piattaforma Open station	55 kW	67 kW	75 kW	55 kW	67 kW	75 kW	55 kW	67 kW	75 kW	55 kW	67 kW	75 kW	55 kW	67 kW	75 kW	55 kW	67 kW	75 kW				
	●	●	●	●	●	●	●	●	●											60-95 100 02A	0,15	Olio ponte ant. - Verifica livello e ripristino se nec. *4WD axle oil - Check level and make-up, if nec.*
	●	●	●	●	●	●	●	●	●											60-95 100 03A	0,10	Articolazione ponte ant. - Ingrassaggio *4WD axle articulation - Lubricate*
	●	●	●	●	●	●	●	●	●											60-95 100 30A	3,50	Ponte ant. complessivo - S.R. *4WD axle, assembly - R./l.*

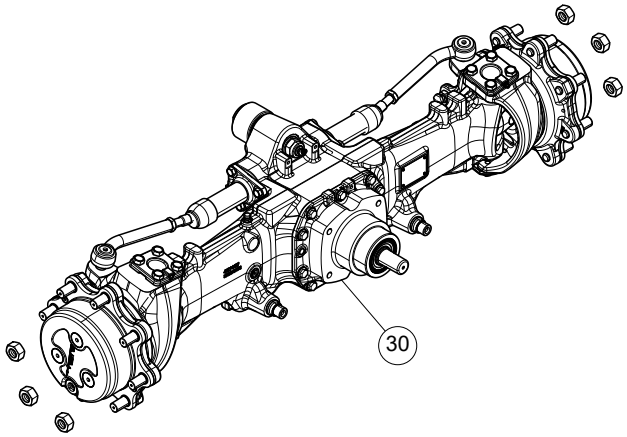

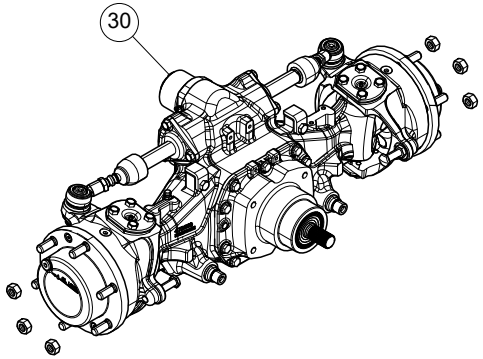

60-95 100 - ASSALE ANTERIORE SOSPESO 4 RUOTE MOTRICI - FRONT SUSPENDED AXLE 4WD (E0200F - E0200G - E0200H)

Agricube PRO

Cabina / Cab	V			VL			F			FL			FB			VLB			Op. prec. / Prev. op.	Codice / Code		Descrizione / Description
Piattaforma / Open station	55 kW	67 kW	75 kW	55 kW	67 kW	75 kW	55 kW	67 kW	75 kW	55 kW	67 kW	75 kW	55 kW	67 kW	75 kW	55 kW	67 kW	75 kW				
	●	●	●	●	●	●	●	●	●											60-100 100 04A	0,10	Tappo scarico olio ponte ant. - Sost. *Oil drain plug 4WD axle - Rep.*
	●	●	●	●	●	●	●	●	●											60-100 100 10A	0,20	Ingrassatore su articolazioni ponte ant. (uno) - Sost. *Lubricator, 4WD axle articulation (one) - Rep.*
	●	●	●	●	●	●	●	●	●										60-100 100 20B	60-100 100 13B	0,10	Boccola perno pivottante - Sost. *Bushing pivoting pin - Rep.*
	●	●	●	●	●	●	●	●	●											60-100 100 14A	1,30	Guarnizione fra perno fuso a snodo e sede cuscinetto - Sost. *Seal between steering knuckle king pin and bearing housing - Rep.*
	●	●	●	●	●	●	●	●	●										60-95 100 30A	60-100 100 15B	3,25	Supporto coppia conica e differenziale ponte ant. - S.R. a ponte ant. staccato *Bevel gear set and differential carrier - R./l. w/4WD axle removed*
	●	●	●	●	●	●	●	●	●											60-100 100 19A	0,10	Perno del cilindro di sospensione - S.R. *Suspension cylinder pin - R./l.*

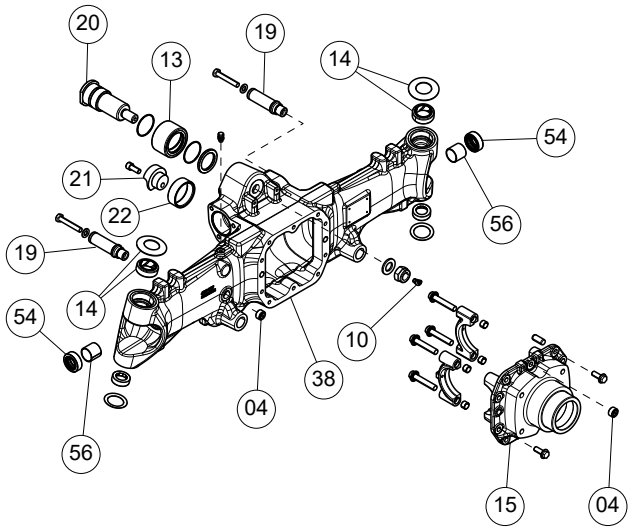

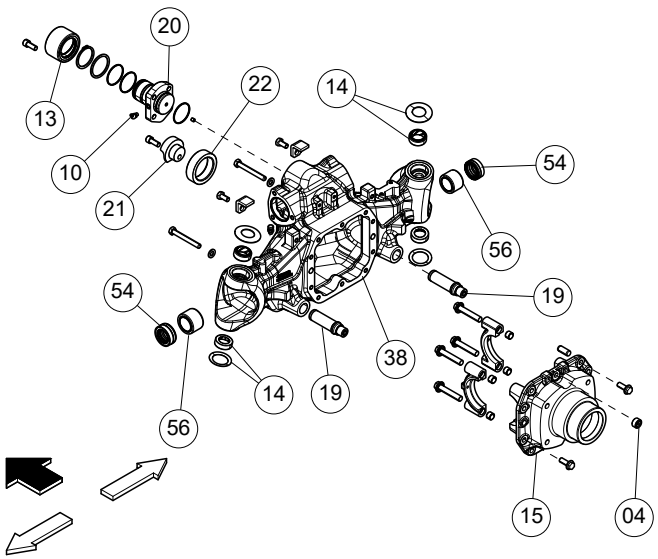

60-100 100 - ASSALE ANTERIORE SOSPESO 4 RUOTE MOTRICI - FRONT SUSPENDED AXLE 4WD (E0201F - E0201G - E0201H)

Agricube PRO

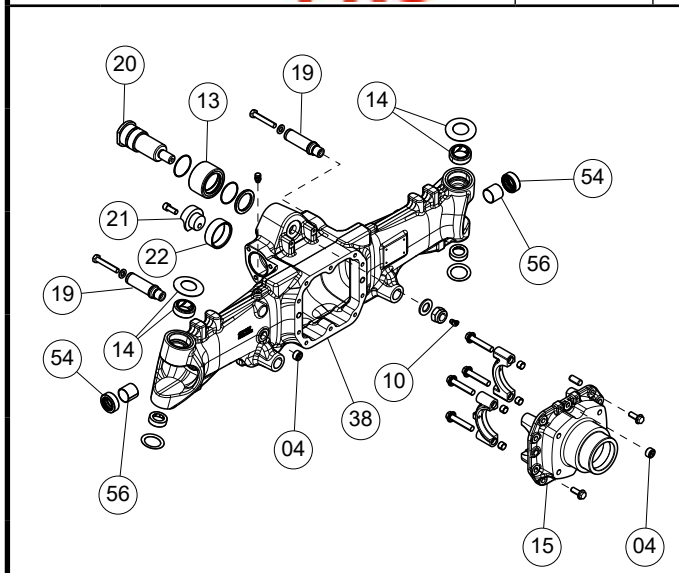

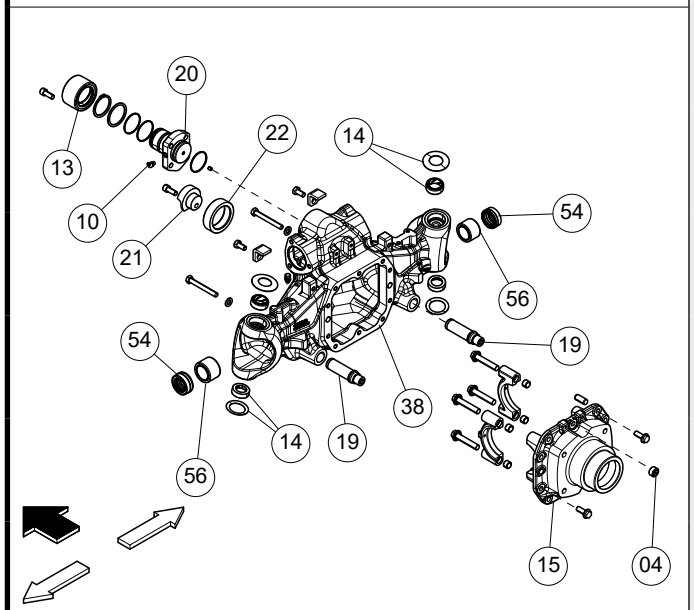

Cabina / Cab	Piattaforma / Open station	V 55 kW	V 67 kW	V 75 kW	VL 55 kW	VL 67 kW	VL 75 kW	F 55 kW	F 67 kW	F 75 kW	FL 55 kW	FL 67 kW	FL 75 kW	FB 55 kW	FB 67 kW	FB 75 kW	VLB 55 kW	VLB 67 kW	VLB 75 kW	Op. prec. / Prev. op.	Codice / Code		Descrizione / Description
•	•	•	•	•	•	•	•	•	•	•										60-95 100 30A	60-100 100 20B	0,10	Perno pivottante - S.R. *Pivoting pin - R./l.*
•	•	•	•	•	•	•	•	•	•	•										60-95 100 30A	60-100 100 21B	0,10	Fermo leva - S.R. *Lever stop - R./l.*
•	•	•	•	•	•	•	•	•	•	•										60-100 100 21B	60-100 100 22B	0,10	Boccola fermo leva - Sost. *Lever bushing stop - Rep.*
•	•	•	•	•	•	•	•	•	•	•										60-95 100 30A	60-100 100 38B	4,70	Scatola ponte ant. - Sost. a ponte ant. staccato *4WD axle housing - Rep. w/4WD axle assembly removed*
•	•	•	•	•	•	•	•	•	•	•										60-55 100 32B	60-100 100 54B	0,10	Cuscinetto semialbero D. o S. - S.R. a scatola fuso a snodo staccata *Axle shaft bearing, RH or LH - R./l. w/ knuckle housing removed*
•	•	•	•	•	•	•	•	•	•	•										60-55 100 32B	60-100 100 56B	0,35	Boccole semialbero D. o S. - S.R. a scatola fuso a snodo staccata *Axle shaft bushes, RH or LH - R./l. w/ knuckle housing removed*

60-100 100 - ASSALE ANTERIORE SOSPESO 4 RUOTE MOTRICI - FRONT SUSPENDED AXLE 4WD (E0201F - E0201G - E0201H)

Agricube PRO

	Cabina Cab	Piattaforma Open station	V 55 kW	V 67 kW	V 75 kW	VL 55 kW	VL 67 kW	VL 75 kW	F 55 kW	F 67 kW	F 75 kW	FL 55 kW	FL 67 kW	FL 75 kW	FB 55 kW	FB 67 kW	FB 75 kW	VLB 55 kW	VLB 67 kW	VLB 75 kW	Op. prec. / Prev. op.	Codice / Code		Descrizione / Description
	●	●	●	●	●	●	●	●	●	●	●											60-105 100 10A	1,05	Guarnizione fra pignone ponte ant. e supporto - Sost. *Seal, 4WD axle pinion to support - Rep.*
	●	●	●	●	●	●	●	●	●												60-100 100 15B	60-105 100 20C	1,50	Coppia conica ponte ant. - Rev. a supporto coppia conica staccato (escluso differen-ziale) *Bevel gear set, 4WD axle - Ov. w/bevel gear set support removed (differential excluded)*

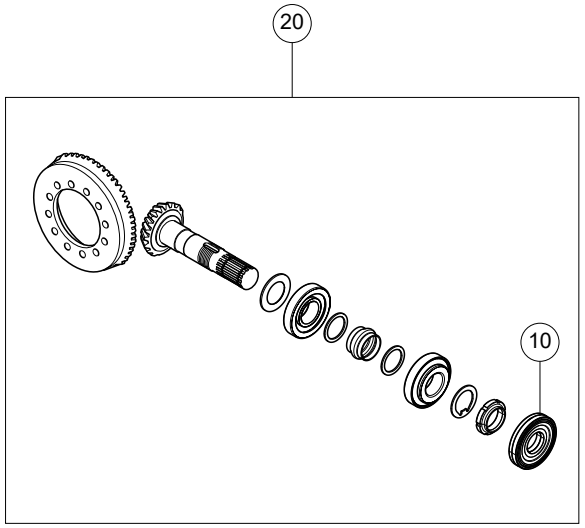

60-105 100 - ASSALE ANTERIORE SOSPESO 4 RUOTE MOTRICI - FRONT SUSPENDED AXLE 4WD (E0203F - E0203G - E0203H)

Agricube PRO

Cabina Cab	•	V			VL			F			FL			FB			VLB		
Piattaforma Open station	•	55 kW	67 kW	75 kW	55 kW	67 kW	75 kW	55 kW	67 kW	75 kW	55 kW	67 kW	75 kW	55 kW	67 kW	75 kW	55 kW	67 kW	75 kW

Op. prec. / Prev. op.	Codice / Code		Descrizione / Description
60-105 100 20B	60-110 100 24C	1,45	Differenziale ponte ant. - Rev. *4WD axle differential - Ov.*
60-105 100 20B	60-110 100 27C	0,40	Gruppo LIMITED-SLIP - Rev. *LIMITED-SLIP diff. unit - Ov.*

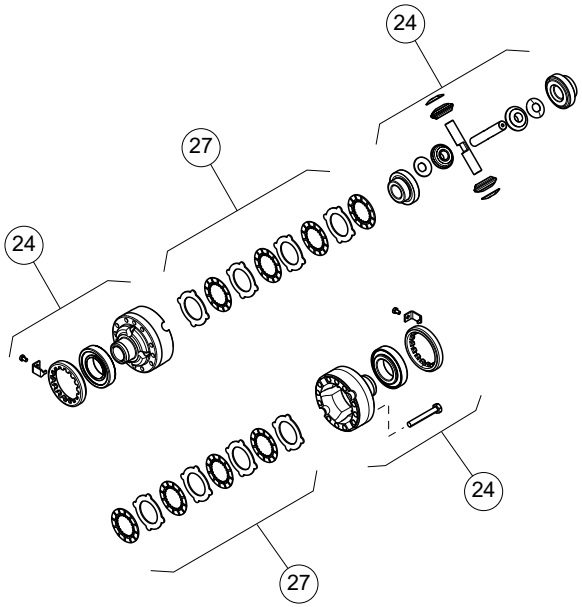

60-110 100 - ASSALE ANTERIORE SOSPESO 4 RUOTE MOTRICI - FRONT SUSPENDED AXLE 4WD (E0204F - E0204G - E0204H)

Agricube PRO

		V			VL			F			FL			FB			VLB			Op. prec. / Prev. op.	Codice / Code		Descrizione / Description
Cabina / Cab	•																						
Piattaforma / Open station	•	55 kW	67 kW	75 kW	55 kW	67 kW	75 kW	55 kW	67 kW	75 kW	55 kW	67 kW	75 kW	55 kW	67 kW	75 kW	55 kW	67 kW	75 kW				
		•	•	•	•	•	•	•	•	•										60-125 100 32B	60-115 100 52B	0,20	Semialbero (uno) - Sost. a scatola fuso a snodo staccata *Axle shaft (one) - Rep. w/knuckle housing removed*
		•	•	•	•	•	•	•	•	•										60-115 100 52B	60-115 100 56C	0,50	Semialbero (uno), staccato - Rev. *Axle shaft (one), removed - Ov.*

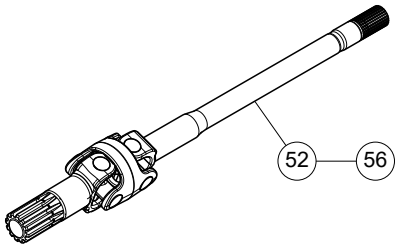

60-115 100 - ASSALE ANTERIORE SOSPESO 4 RUOTE MOTRICI - FRONT SUSPENDED AXLE 4WD (E0205F - E0205G - E0205H)

Agricube PRO

		V			VL			F			FL			FB			VLB			Op. prec. / Prev. op.	Codice / Code		Descrizione / Description
Cabina / Cab	•	55 kW	67 kW	75 kW	55 kW	67 kW	75 kW	55 kW	67 kW	75 kW	55 kW	67 kW	75 kW	55 kW	67 kW	75 kW	55 kW	67 kW	75 kW				
Piattaforma / Open station	•																						
		•	•	•	•	•	•	•	•	•											60-120 100 04A	0,10	Tappo scarico olio riduttore laterale - Sost. *Oil drain plug, final drive - Rep.*
		•	•	•	•	•	•	•	•	•											60-120 100 30A	1,65	Riduttore epicicloidale ant. D. o S. - S.R. *Epicyclical final drive, RH or LH - R./I.*

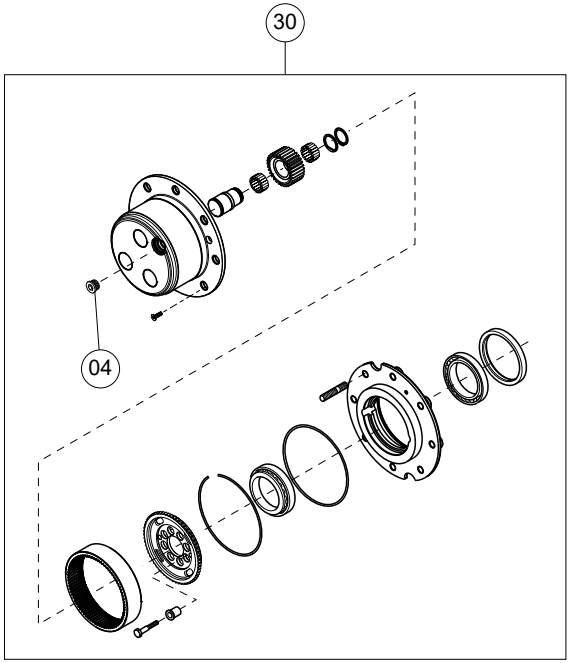

60-120 100 - ASSALE ANTERIORE SOSPESO 4 RUOTE MOTRICI - FRONT SUSPENDED AXLE 4WD (E0206F - E0206G - E0206H - E0207F - E0207G - E0207H)

Agricube PRO

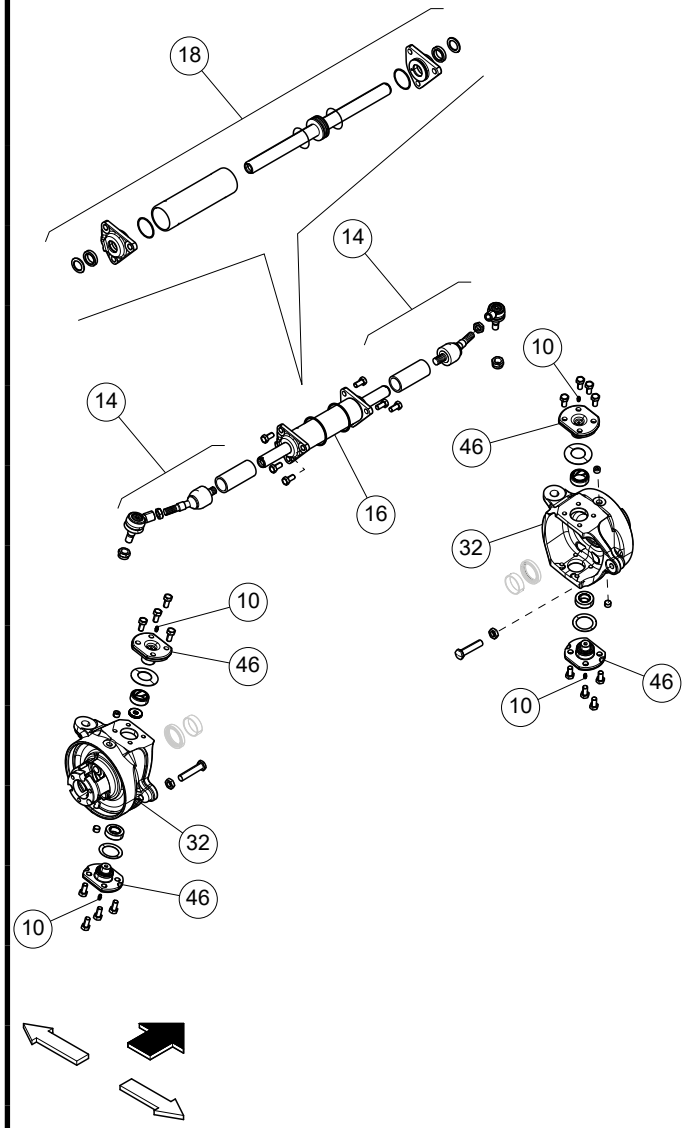

Cabina / Cab	V			VL			F			FL			FB			VLB			Op. prec. / Prev. op.	Codice / Code		Descrizione / Description
Piattaforma / Open station	55 kW	67 kW	75 kW	55 kW	67 kW	75 kW	55 kW	67 kW	75 kW	55 kW	67 kW	75 kW	55 kW	67 kW	75 kW	55 kW	67 kW	75 kW				
	●	●	●	●	●	●	●	●	●											60-125 100 02A	0,20	Riduttore laterale D. o S. - Verifica e ripristino livello olio *RH or LH final drive - Check and top-up oil level*
	●	●	●	●	●	●	●	●	●											60-125 100 03A	0,10	Articolazioni fusi a snodo - Ingrassaggio *Steering knuckle articulations - Lubricate*
	●	●	●	●	●	●	●	●	●											60-125 100 10A	0,10	Ingrassatore su fuso a snodo - Sost. *Steering knuckle lubricator - Rep.*
	●	●	●	●	●	●	●	●	●											60-125 100 14A	0,50	Testina snodo sterzo ponte - Sost. e registrazione sterzo *Steering articulation joint - live axle - Rep. and adjust linkage*
	●	●	●	●	●	●	●	●	●											60-125 100 16A	1,00	Cilindro (uno) sterzo ponte ant. - Sost. *Steering cylinder (one), front axle - Rep.*
	●	●	●	●	●	●	●	●	●										60-125 100 16A	60-125 100 18C	1,00	*Cilindro (uno) sterzo ponte ant. staccato - Rev.* *Front axle cylinder (one), removed - Ov.*
	●	●	●	●	●	●	●	●	●										60-75 100 30A 60-75 100 31A	60-125 100 32B	2,30	*Scatola fuso e snodo sterzo - Sost.* *Knuckle housing and steering artic. - Rep.*
	●	●	●	●	●	●	●	●	●											60-125 100 46A	1,20	Perni snodo sterzo D. o S. - Sost. *Steering articulation pins RH or LH - Rep.*

60-125 100 - ASSALE ANTERIORE SOSPESO 4 RUOTE MOTRICI - FRONT SUSPENDED AXLE 4WD (E0202F - E0202G - E0202H)

Agricube PRO

Cabina Cab	•	Piattaforma Open station	•

V			VL			F			FL			FB			VLB		
55 kW	67 kW	75 kW	55 kW	67 kW	75 kW	55 kW	67 kW	75 kW	55 kW	67 kW	75 kW	55 kW	67 kW	75 kW	55 kW	67 kW	75 kW

Op. prec. / Prev. op.	Codice / Code		Descrizione / Description
	60-130 100 10A	0,55	Cilindro sospensione D. o S. - Sost. *Suspension ram RH or LH - Rep.*
	60-130 100 20A	0,30	Tubo flessibile del cilindro di grande cilindrata di destra - Sost. *Hose of the RH large displacement cylinder - Rep.*
	60-130 100 30A	0,30	Tubo flessibile dei cilindri di piccola cilindrata - Sost. *Hose of the small displacement cylinders - Rep.*
	60-130 100 40A	0,30	Tubo flessibile del cilindro di grande cilindrata di sinistra *Hose of the LH large displacement cylinder - Rep.*
	60-130 100 50A	0,30	Tubo flessibile dalla porta dell'asta ai cilindri di piccola cilindrata - Sost. *Hose from the rod port to the small displacement cylinders - Rep.*

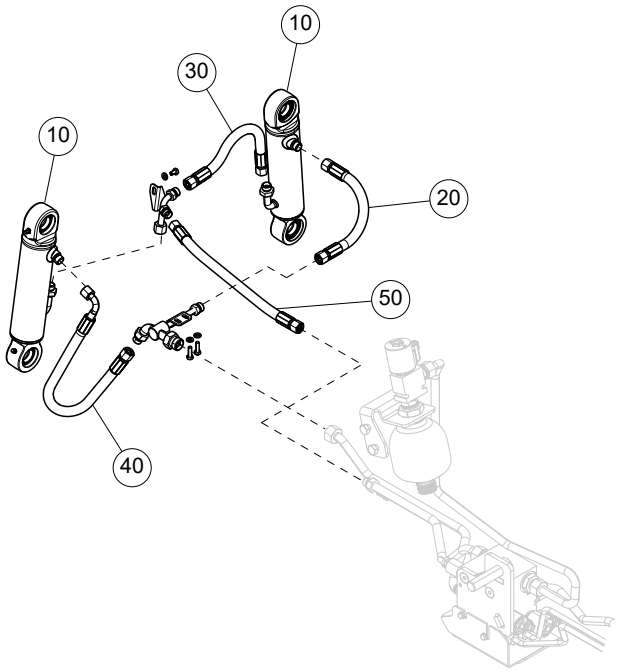

60-130 100 - ASSALE ANTERIORE SOSPESO 4 RUOTE MOTRICI, CILINDRI STERZO - FRONT SUSPENDED AXLE 4WD, STEERING CYLINDER (E0220A - E0220B)

Agricube PRO

Cabina Cab	•	V			VL			F			FL			FB			VLB			Op. prec. / Prev. op.	Codice / Code		Descrizione / Description
Piattaforma Open station	•	55 kW	67 kW	75 kW	55 kW	67 kW	75 kW	55 kW	67 kW	75 kW	55 kW	67 kW	75 kW	55 kW	67 kW	75 kW	55 kW	67 kW	75 kW				
		•	•	•	•	•	•	•	•	•											60-135 100 10A	0,10	Ingrassatore su perno del supporto inferiore (uno) - Sost. *Lubricator lower support pin (one) - Rep.*
		•	•	•	•	•	•	•	•	•											60-135 100 11A	0,10	Ingrassatore su albero del supporto inferiore - Sost. *Lubricator lower support shaft (one) - Rep.*
		•	•	•	•	•	•	•	•	•											60-135 100 21A	0,20	Copertura di protezione del supporto inferiore - S.R. *Lower support cover protection - R./l.*
		•	•	•	•	•	•	•	•	•										60-135 100 64B	60-135 100 24C	0,40	Albero del supporto inferiore - Rev. *Lower support shaft - Ov.*
		•	•	•	•	•	•	•	•	•											60-135 100 64A	1,00	Supporto inferiore - S.R. *Lower support - R./l.*
		•	•	•	•	•	•	•	•	•										60-135 100 64B	60-135 100 68B	0,15	Staffa del supporto inferiore - S.R. *Lower support bracket - R./l.*

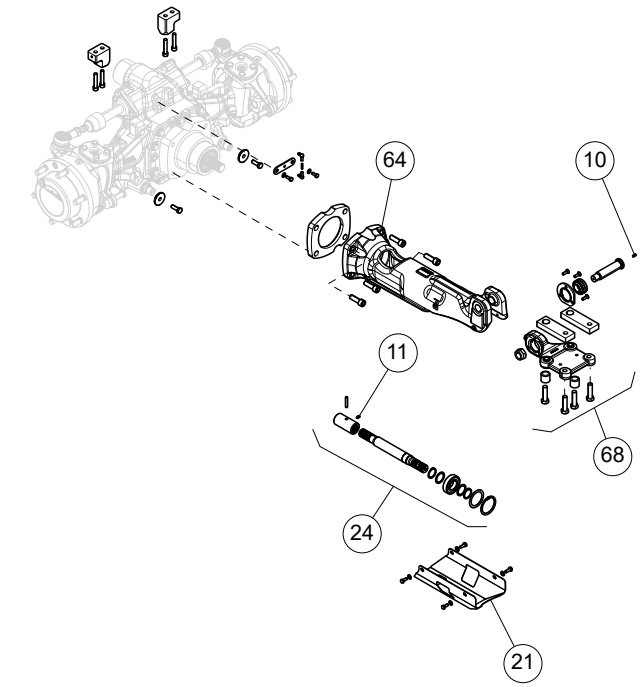

60-135 100 - ASSALE ANTERIORE SOSPESO 4 RUOTE MOTRICI - FRONT SUSPENDED AXLE 4WD (E0215A - E0215B - E0215C)

Agricube PRO

Cabina Cab	•	V			VL			F			FL			FB			VLB		
Piattaforma Open station	•	55 kW	67 kW	75 kW	55 kW	67 kW	75 kW	55 kW	67 kW	75 kW	55 kW	67 kW	75 kW	55 kW	67 kW	75 kW	55 kW	67 kW	75 kW

Op. prec. / Prev. op.	Codice / Code		Descrizione / Description
	60-140 100 10A	0,60	Cerchione ruota anteriore - S.R. *Front wheel rim - R./l.*
60-140 100 10A	60-140 100 20B	0,30	Flangia cerchione - Sost. *Wheel Center - Rep.*

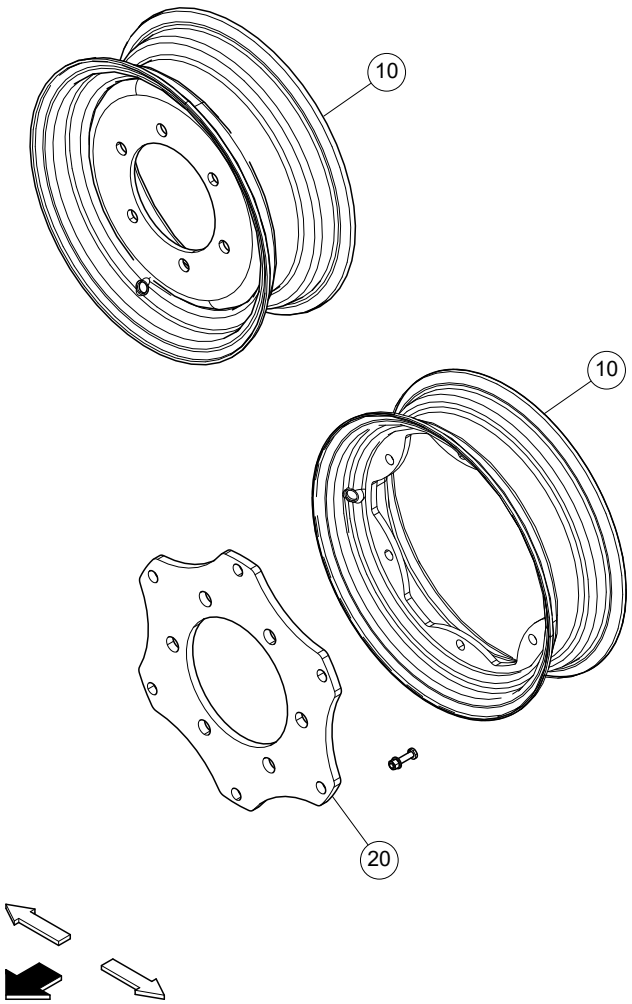

60-140 100 - CERCHIONE RUOTA ANTERIORE - FRONT WHEEL RIM (E0701A - E0701B - E0702A - E0702B - E0703A - E0703B - E0703C - E0703D - E0703E - E0711A - E0711B - E0711E - E0711F - E0721A - E0722A - E0722B)

Agricube PRO

	Cabina Cab	Piattaforma Open station	V 55 kW	V 67 kW	V 75 kW	VL 55 kW	VL 67 kW	VL 75 kW	F 55 kW	F 67 kW	F 75 kW	FL 55 kW	FL 67 kW	FL 75 kW	FB 55 kW	FB 67 kW	FB 75 kW	VLB 55 kW	VLB 67 kW	VLB 75 kW	Op. prec. / Prev. op.	Codice / Code		Descrizione / Description
	●	●	●	●	●	●	●	●	●	●	●	●	●	●	●	●	●	●	●	●		60-145 100 10A	0,60	Cerchione ruota posteriore - S.R. *Rear wheel rim - R./l.*
	●	●	●	●	●	●	●	●	●	●	●	●	●	●	●	●	●	●	●	●	60-145 100 10A	60-145 100 20B	0,30	Flangia cerchione - Sost. *Wheel Center - Rep.*

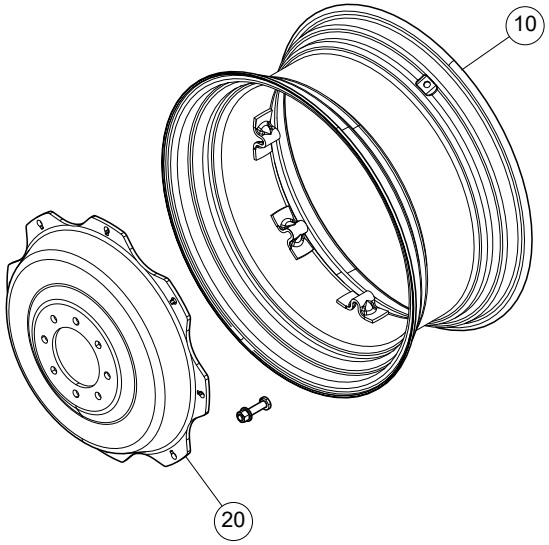

60-145 100 - CERCHIONE RUOTA POSTERIORE - REAR WHEEL RIM (E0800A - E0810A - E0811A - E0821A - E0822A - E0822B - E0823A - E0895A)

Agricube PRO

Cabina Cab	•	V			VL			F			FL			FB			VLB			Op. prec. / Prev. op.	Codice / Code		Descrizione / Description
Piattaforma Open station	•	55 kW	67 kW	75 kW	55 kW	67 kW	75 kW	55 kW	67 kW	75 kW	55 kW	67 kW	75 kW	55 kW	67 kW	75 kW	55 kW	67 kW	75 kW				
		•	•	•	•	•	•	•	•	•	•	•	•	•	•	•	•	•	•		70-10 100 10A	0,20	Volante guida idrostatica - S.R. *Power steering wheel - R./l.*
		•	•	•	•	•	•	•	•	•	•	•	•	•	•	•	•	•	•		70-10 100 14A	0,70	Albero distributore guida idrostatica - S.R. *Hydraulic steering control valve shaft - R./l.*

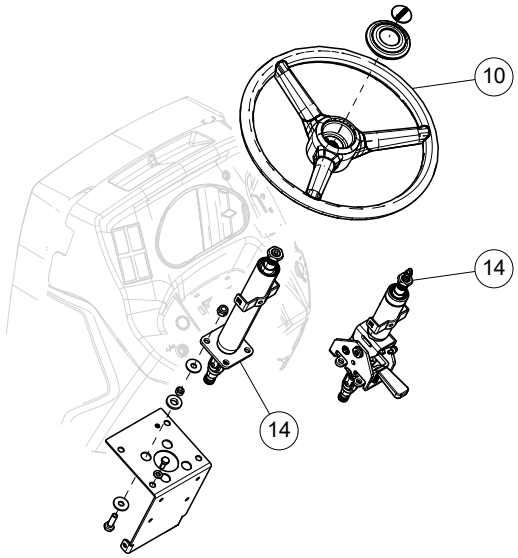

70-10 100 - VOLANTE - STEERING WHEEL (D0500A - D0500B - D0500D)

Agricube PRO

Cabina Cab	•	V			VL			F			FL			FB			VLB			Op. prec. / Prev. op.	Codice / Code		Descrizione / Description
Piattaforma Open station	•	55 kW	67 kW	75 kW	55 kW	67 kW	75 kW	55 kW	67 kW	75 kW	55 kW	67 kW	75 kW	55 kW	67 kW	75 kW	55 kW	67 kW	75 kW				
		•	•	•	•	•	•	•	•	•	•	•	•	•	•	•	•	•	•		70-15 100 06A	0,10	Olio circuito guida idrostatica - Verifica livello e ripristino se nec. *Hydraulic steering system oil - Check level and if nec., top up*
		•	•	•	•	•	•	•	•	•	•	•	•	•	•	•	•	•	•		70-15 100 10A	1,60	Tubi flessibili (serie) fra tubi rigidi e distributore - Sost. *Hoses (set), pipes to control valve - Rep.*
		•	•	•	•	•	•	•	•	•	•	•	•	•	•	•	•	•	•		70-15 100 14A	0,20	Supporti tubi rigidi o flessibili mandata o ritorno olio - Sost. *Delivery or return oil pipes or hoses supports - Rep.*
		•	•	•	•	•	•	•	•	•	•	•	•	•	•	•	•	•	•		70-15 100 18A	0,50	Tubi rigidi o flessibili intermedi mandata o ritorno olio (uno) - Sost. *Intermediate delivery or return oil pipes or hoses (one) - Rep.*
		•	•	•	•	•	•	•	•	•	•	•	•	•	•	•	•	•	•		70-15 100 24A	0,15	Tubo flessibile (uno) mandata olio cilindro guida idrostatica - Sost. *Hydraulic steering cylinder delivery hose (one) - Rep.*

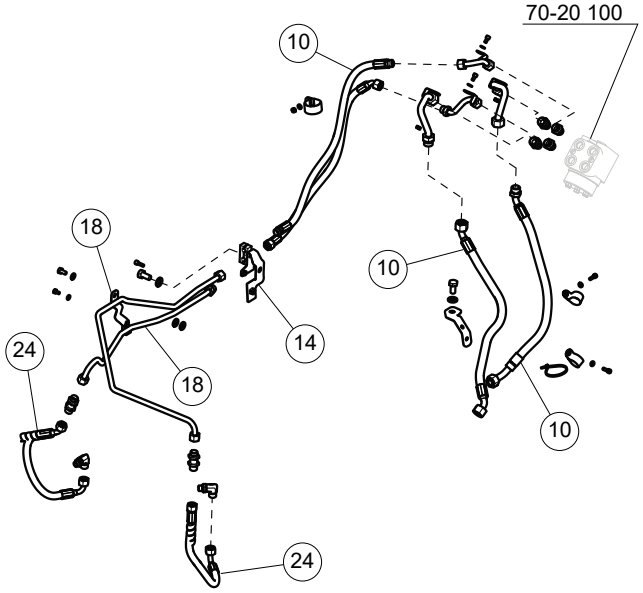

70-15 100 - TUBAZIONI STERZO - STEERING PIPES (D0502A - D0502B - D0502C - D0502D - D0502E - D0502F - D0502G - D0502H - D0502I - D0502J - D0502K - D0502L - D0502M)

Agricube PRO

Cabina Cab	•	V			VL			F			FL			FB			VLB		
Piattaforma Open station	•	55 kW	67 kW	75 kW	55 kW	67 kW	75 kW	55 kW	67 kW	75 kW	55 kW	67 kW	75 kW	55 kW	67 kW	75 kW	55 kW	67 kW	75 kW

Op. prec. / Prev. op.	Codice / Code		Descrizione / Description
	70-20 100 10A	1,80	Distributore guida idrostatica - Sost. *Hydraulic power steering control valve - Rep.*
70-20 100 10A	70-20 100 16C	1,00	Distributore guida idrostatica - Prova al banco *Hydraulic steering control valve - Bench test*

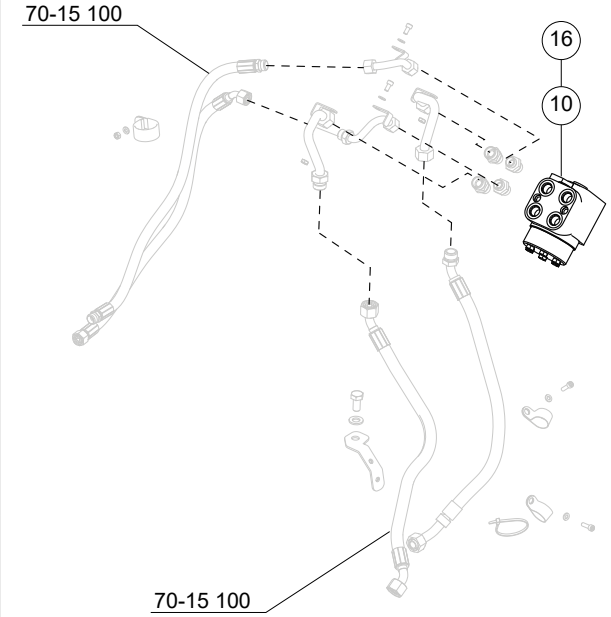

70-20 100 - DISTRIBUTORE STERZO - STEERING CONTROL VALVE (D0502A - D0502B - D0502C - D0502D - D0502E - D0502F - D0502G - D0502H - D0502I - D0502J - D0502K - D0502L - D0502M)

Agricube PRO

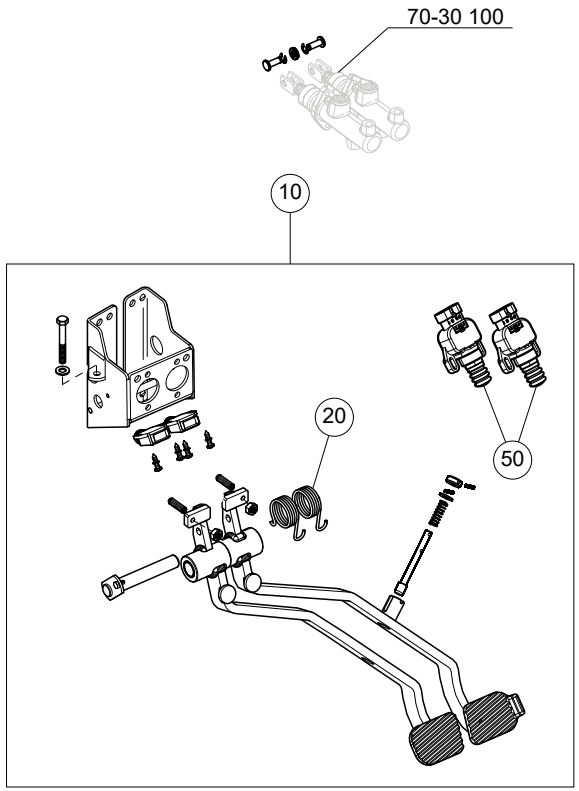

Cabina Cab	V			VL			F			FL			FB			VLB			Op. prec. / Prev. op.	Codice / Code		Descrizione / Description
Piattaforma Open station	55 kW	67 kW	75 kW	55 kW	67 kW	75 kW	55 kW	67 kW	75 kW	55 kW	67 kW	75 kW	55 kW	67 kW	75 kW	55 kW	67 kW	75 kW				
	●	●	●	●	●	●	●	●	●	●	●	●	●	●	●	●	●	●		70-25 100 10A	1,40	Pedali ed alberi comando freni - Sost. *Brake control pedals and shafts - Rep.*
	●	●	●	●	●	●	●	●	●	●	●	●	●	●	●	●	●	●	70-25 100 10A	70-25 100 20A	0,40	Molle richiamo pedali freno - Sost. *Brake pedal return springs - Rep.*
	●	●	●	●	●	●	●	●	●	●	●	●	●	●	●	●	●	●		70-25 100 50A	0,30	Interruttore pedale freno - Sost. *Brake pedal switch - Rep.*

70-25 100 - PEDALI FRENO - BRAKE PEDALS (C0408A - C0408B)

Agricube PRO

		V			VL			F			FL			FB			VLB			Op. prec. / Prev. op.	Codice / Code		Descrizione / Description
Cabina / Cab	●	55 kW	67 kW	75 kW	55 kW	67 kW	75 kW	55 kW	67 kW	75 kW	55 kW	67 kW	75 kW	55 kW	67 kW	75 kW	55 kW	67 kW	75 kW				
Piattaforma / Open station	●	●	●	●	●	●	●	●	●	●	●	●	●	●	●	●	●	●	●		70-30 100 10A	1,60	Pompa idraulica freni - Sost. *Brake master cylinder - Rep.*

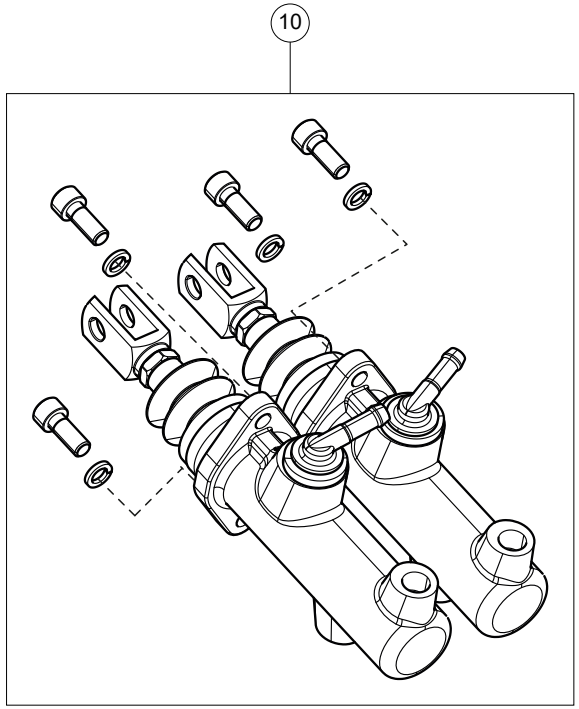

70-30 100 - POMPA IDRAULICA FRENO - BRAKE MASTER CYLINDER (C0409A - C0409B)

Agricube PRO

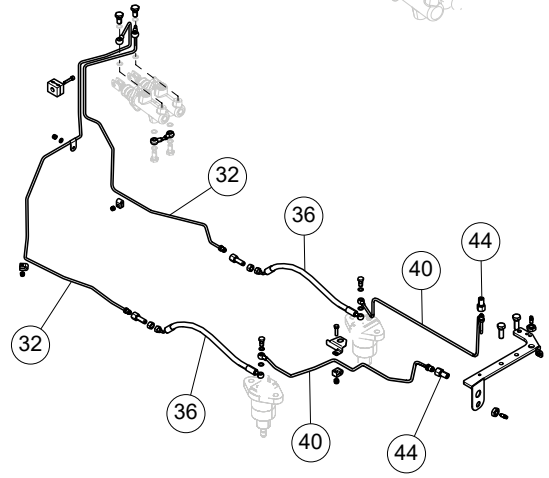

Cabina Cab	V			VL			F			FL			FB			VLB			Op. prec. / Prev. op.	Codice / Code		Descrizione / Description
Piattaforma Open station	55 kW	67 kW	75 kW	55 kW	67 kW	75 kW	55 kW	67 kW	75 kW	55 kW	67 kW	75 kW	55 kW	67 kW	75 kW	55 kW	67 kW	75 kW				
	●	●	●	●	●	●	●	●	●	●	●	●	●	●	●	●	●	●		70-35 100 10A	0,10	Liquido freni - Verifica livello e ripristino se nec. *Brake fluid - Check level and top-up, if nec.*
	●	●	●	●	●	●	●	●	●	●	●	●	●	●	●	●	●	●		70-35 100 14A	0,40	Impianto idraulico freni - Spurgo aria *Brake hydraulic system - Air bleed*
	●	●	●	●	●	●	●	●	●	●	●	●	●	●	●	●	●	●		70-35 100 16A	0,45	Serbatoio olio freni - Sost. *Brake fluid reservoir - Rep.*
	●	●	●	●	●	●	●	●	●	●	●	●	●	●	●	●	●	●		70-35 100 20A	0,20	Indicatore livello liquido freni - Sost. *Brake fluid level indicator sender - Rep.*
	●	●	●	●	●	●	●	●	●	●	●	●	●	●	●	●	●	●		70-35 100 25A	1,30	Tubi flessibili fra serbatoio e pompa - Sost. *Hoses, reservoir to master cylinder - Rep.*
	●	●	●	●	●	●	●	●	●	●	●	●	●	●	●	●	●	●	115-05 100 10A 110-10 100 10A	70-35 100 32B	1,60	Tubi rigidi anteriori mandata e ritorno olio - Sost. a piattaforma e cabina staccate *Front delivery or return oil pipes - Rep. w/ platform and cab removed*

70-35 100 - TUBAZIONI FRENO - BRAKE LINES (C0402A - C0402B)

Agricube PRO

Cabina Cab	•	V			VL			F			FL			FB			VLB			Op. prec. / Prev. op.	Codice / Code		Descrizione / Description
Piattaforma Open station	•	55 kW	67 kW	75 kW	55 kW	67 kW	75 kW	55 kW	67 kW	75 kW	55 kW	67 kW	75 kW	55 kW	67 kW	75 kW	55 kW	67 kW	75 kW				
		•	•	•	•	•	•	•	•	•	•	•	•	•	•	•	•	•	•		70-35 100 36A	0,40	Tubi flessibili posteriori mandata e ritorno olio (uno) - Sost. *Rear delivery or return oil hoses (one) - Rep.*
		•	•	•	•	•	•	•	•	•	•	•	•	•	•	•	•	•	•		70-35 100 40A	0,20	Tubi sfiato (uno) - Sost. *Bleed pipe (one) - Rep.*
		•	•	•	•	•	•	•	•	•	•	•	•	•	•	•	•	•	•		70-35 100 44A	0,10	Sfiatatoio (uno) - Sost. *Breather (one) - Rep.*

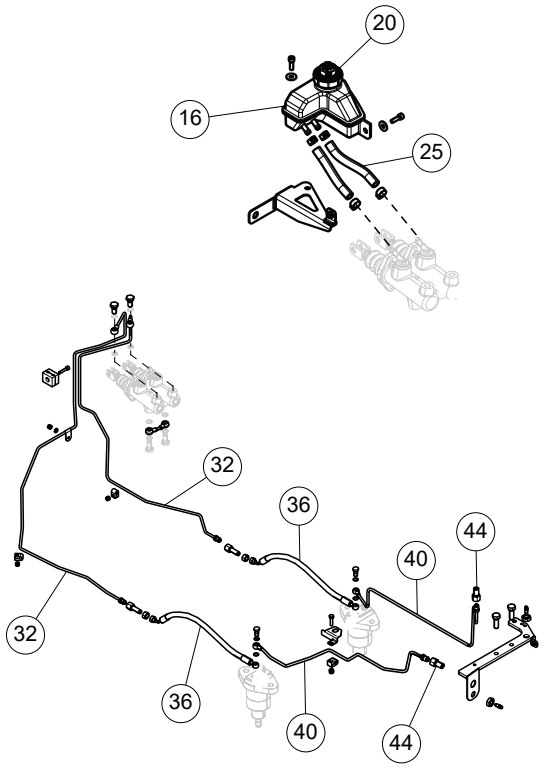

70-35 100 - TUBAZIONI FRENO - BRAKE LINES (C0402A - C0402B - C0404A - C0404B)

Agricube PRO

Cabina Cab	•	V			VL			F			FL			FB			VLB		
Piattaforma Open station	•	55 kW	67 kW	75 kW	55 kW	67 kW	75 kW	55 kW	67 kW	75 kW	55 kW	67 kW	75 kW	55 kW	67 kW	75 kW	55 kW	67 kW	75 kW

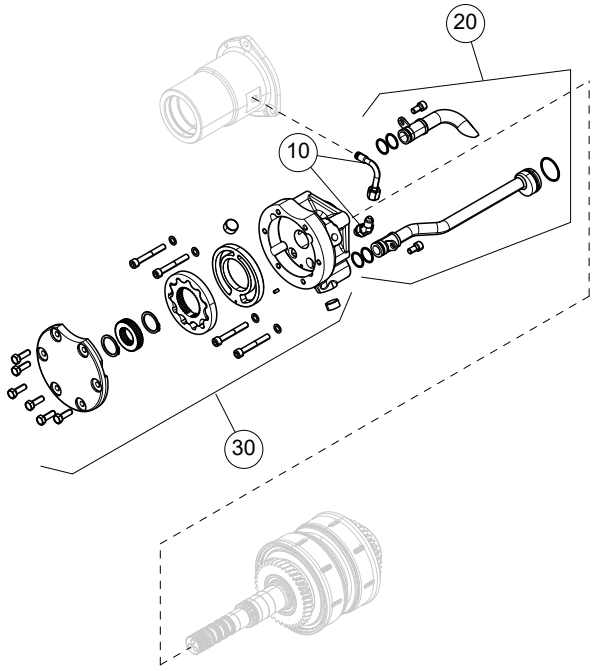

Op. prec. / Prev. op.	Codice / Code		Descrizione / Description
00-150 100 12A 00-150 100 18A	70-45 100 10B	0,10	Tubo e raccordo dalla pompa Gerotor al manicotto commando frizione - Sost. a scatola frizione separata dal motore *Pipe and elbow fitting from Gerotor pump to clutch control sleeve - Rep. w/clutch housing splitted from engine*
00-100 100 12A 00-100 100 18A 70-45 100 30B 20-05 100 22B	70-45 100 20B	0,15	Tubi di mandata e ritorno pompa Gerotor - Sost. *Supply and return Gerotor pump pipes - Rep.*
00-100 100 12A 00-100 100 18A 70-175 100 10A 25-130 100 20B	70-45 100 30B	0,50	Complessivo pompa Gerotor - Sost. a scatola frizione separata dal motore *Gerotor pump assembly - Rep. w/clutch housing splitted from engine*

70-45 100 - POMPA GEROTOR - GEROTOR PUMP (C0113C - C0113D)

Agricube PRO

Cabina Cab	•	V			VL			F			FL			FB			VLB		
Piattaforma Open station	•	55 kW	67 kW	75 kW	55 kW	67 kW	75 kW	55 kW	67 kW	75 kW	55 kW	67 kW	75 kW	55 kW	67 kW	75 kW	55 kW	67 kW	75 kW

Op. prec. / Prev. op.	Codice / Code		Descrizione / Description
	70-50 100 10A	0,30	Tubi anteriori mandata o ritorno olio a scambiatore di calore (uno) - Sost. *Front pipes, heat exchanger oil delivery or return (one) - Rep.*
	70-50 100 54A	0,60	Scambiatore di calore olio cambio-trasmissione - S.R. *Transmission/gearshift oil heat exchanger - R./I.*

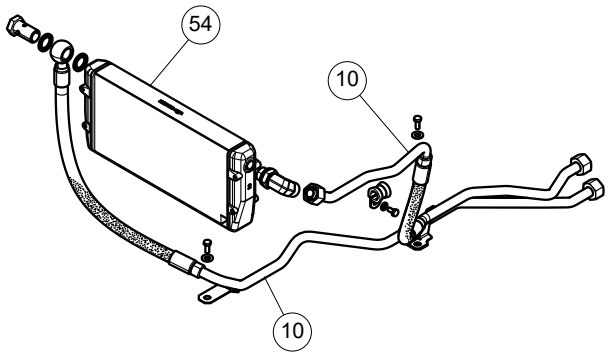

70-50 100 - SCAMBIATORE DI CALORE E TUBAZIONI - OIL COOLER AND LINES (F0402A - F0402B - F0402C)

Agricube PRO

Cabina Cab	•	V			VL			F			FL			FB			VLB			Op. prec. / Prev. op.	Codice / Code		Descrizione / Description
Piattaforma Open station	•	55 kW	67 kW	75 kW	55 kW	67 kW	75 kW	55 kW	67 kW	75 kW	55 kW	67 kW	75 kW	55 kW	67 kW	75 kW	55 kW	67 kW	75 kW				
		•	•	•	•	•	•	•	•	•	•	•	•	•	•	•	•	•	•		70-55 100 40A	0,65	Tubo mandata olio comando bloccaggio differenziale - Sost. *Pipe, differential lock control oil delivery - Rep.*
		•	•	•	•	•	•	•	•	•	•	•	•	•	•	•	•	•	•		70-55 100 50A	0,35	Tubo ritorno olio - Sost. *Return oil line - Rep.*
		•	•	•	•	•	•	•	•	•	•	•	•	•	•	•	•	•	•		70-55 100 60A	0,80	Cilindro comando bloccaggio differenziale - Sost. *Differential lock control cylinder - Rep.*
		•	•	•	•	•	•	•	•	•	•	•	•	•	•	•	•	•	•		70-55 100 90A	0,35	Elettrovalvola - Sost. *Solenoid - Rep.*

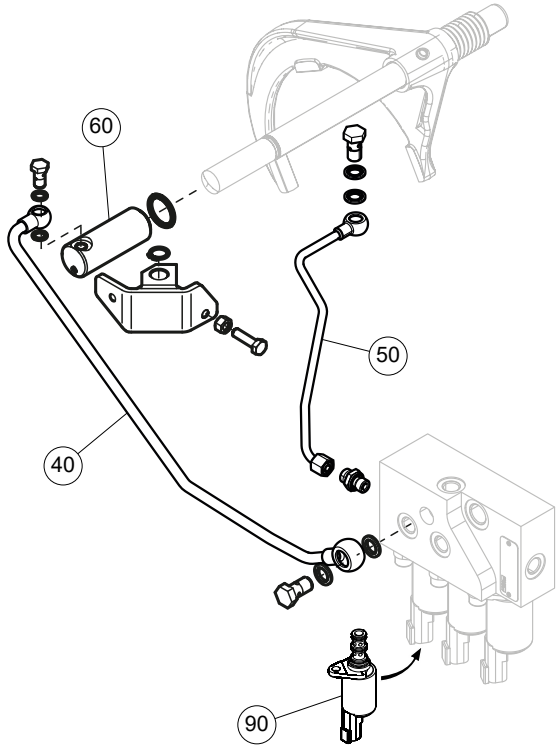

70-55 100 - LINEE IDRAULICHE BLOCCAGGIO DIFFERENZIALE - DIFFERENTIAL LOCK HYDRAULIC OIL LINES (C0300A - C0300B)

Agricube PRO

Cabina Cab	•	V			VL			F			FL			FB			VLB			Op. prec. / Prev. op.	Codice / Code		Descrizione / Description
Piattaforma Open station	•	55 kW	67 kW	75 kW	55 kW	67 kW	75 kW	55 kW	67 kW	75 kW	55 kW	67 kW	75 kW	55 kW	67 kW	75 kW	55 kW	67 kW	75 kW				
		•	•	•	•	•	•	•	•	•	•	•	•	•	•	•	•	•	•		70-75 100 30A	0,50	Tubo ant. lubrificazione presa di forza - Sost. *Front pipe, PTO lubrication - Rep.*
		•	•	•	•	•	•	•	•	•	•	•	•	•	•	•	•	•	•		70-75 100 34A	0,50	Tubo intermedio lubrificazione presa di forza - Sost. *Intermediate pipe, PTO lubrication - Rep.*
		•	•	•	•	•	•	•	•	•	•	•	•	•	•	•	•	•	•		70-75 100 38A	0,50	Tubo post. lubrificazione presa di forza - Sost. *Rear pipe, PTO lubrication - Rep.*

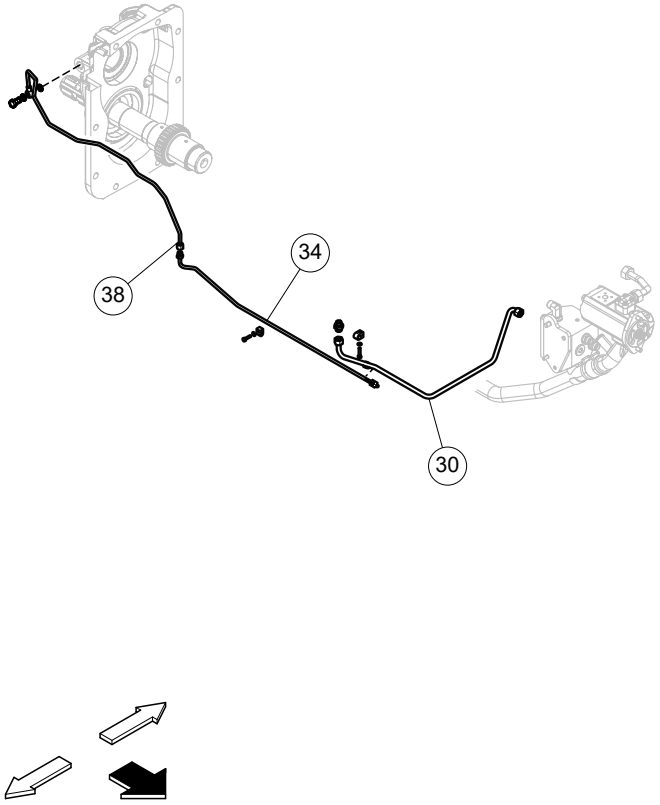

70-75 100 - TUBAZIONI LUBRIFICAZIONE PRESA DI FORZA - PTO LUBRICATION PIPES (C0207A - C0207B)

Agricube PRO

Cabina / Cab	V			VL			F			FL			FB			VLB			Op. prec. / Prev. op.	Codice / Code		Descrizione / Description
Piattaforma / Open station	55 kW	67 kW	75 kW	55 kW	67 kW	75 kW	55 kW	67 kW	75 kW	55 kW	67 kW	75 kW	55 kW	67 kW	75 kW	55 kW	67 kW	75 kW				
	●	●	●	●	●	●	●	●	●	●	●	●	●	●	●	●	●	●		70-80 100 10A	0,30	Manicotto anteriore aspirazione olio pompa - Sost. *Front oil pump suction sleeve - Rep.*
	●	●	●	●	●	●	●	●	●	●	●	●	●	●	●	●	●	●		70-80 100 16A	0,60	Tubo rigido anteriore aspirazione olio pompa - Sost. *Front oil pump suction pipe - Rep.*
	●	●	●	●	●	●	●	●	●	●	●	●	●	●	●	●	●	●		70-80 100 17A	0,70	Tubo rigido anteriore aspirazione olio pompa - Sost. *Front oil pump suction pipe - Rep.*
	●	●	●	●	●	●	●	●	●	●	●	●	●	●	●	●	●	●		70-80 100 20A	0,60	Manicotti intermedi aspirazione olio pompa - Sost. *Intermediate oil pump suction sleeves - Rep.*
	●	●	●	●	●	●	●	●	●	●	●	●	●	●	●	●	●	●		70-80 100 24A	0,60	Filtro aspirazione olio pompa - S.R. *Oil pump suction filter - R./I.*
	●	●	●	●	●	●	●	●	●	●	●	●	●	●	●	●	●	●		70-80 100 30A	0,60	Tubo rigido posteriore aspirazione olio pompa - Sost. *Rear oil pump suction pipe - Rep.*

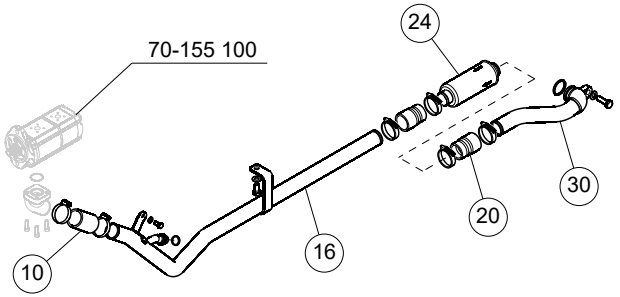

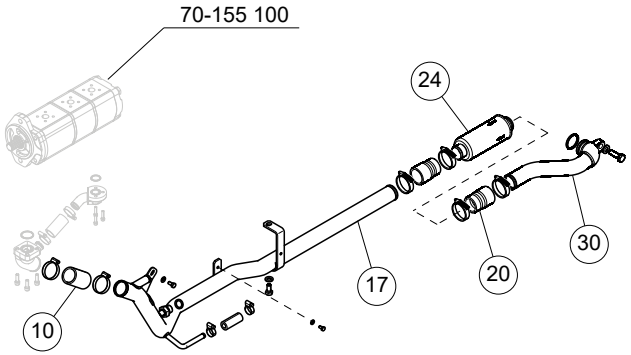

70-80 100 - TUBAZIONI ASPIRAZIONE POMPA OLIO - SUCTION LINES OIL PUMP (C0710A - C0710B - C0710D)

Agricube PRO

Cabina Cab	•	V			VL			F			FL			FB			VLB		
Piattaforma Open station	•	55 kW	67 kW	75 kW	55 kW	67 kW	75 kW	55 kW	67 kW	75 kW	55 kW	67 kW	75 kW	55 kW	67 kW	75 kW	55 kW	67 kW	75 kW

Op. prec. / Prev. op.	Codice / Code		Descrizione / Description
	70-85 200 40A	0,50	Tubo mandata olio comando bloccaggio differenziale - Sost *Pipe, differential lock control oil delivery - Rep.*
	70-85 200 50A	0,35	Sensore pressione - Sost. *Pressure sensor - Rep.*

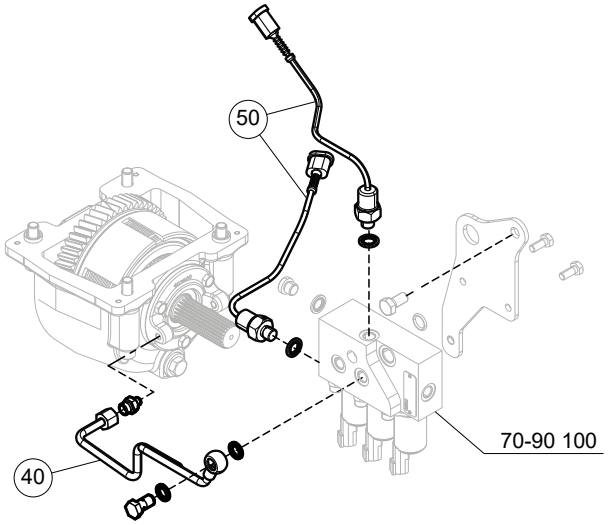

70-85 100 - LINEE IDRAULICHE DOPPIA TRAZIONE - FOUR WHEEL DRIVE HYDRAULIC OIL LINES (D0403A - D0403B - D0403E - D0403F)

Agricube PRO

Cabina / Cab	V			VL			F			FL			FB			VLB			Op. prec. / Prev. op.	Codice / Code		Descrizione / Description
Piattaforma / Open station	55 kW	67 kW	75 kW	55 kW	67 kW	75 kW	55 kW	67 kW	75 kW	55 kW	67 kW	75 kW	55 kW	67 kW	75 kW	55 kW	67 kW	75 kW				
	●	●	●	●	●	●	●	●	●	●	●	●	●	●	●	●	●	●		70-90 100 10A	1,30	Distributore servizi - Sost. *Service control valve - Rep.*
	●	●	●	●	●	●	●	●	●	●	●	●	●	●	●	●	●	●		70-90 100 20A	0,35	Elettrovalvole distributore servizi (una) - Sost. *Service control valve solenoids (one) - Rep.*
	●	●	●	●	●	●	●	●	●	●	●	●	●	●	●	●	●	●		70-90 100 30A	0,35	Valvola di sicurezza distributore servizi - Sost. *Service control valve safety valve - Rep.*

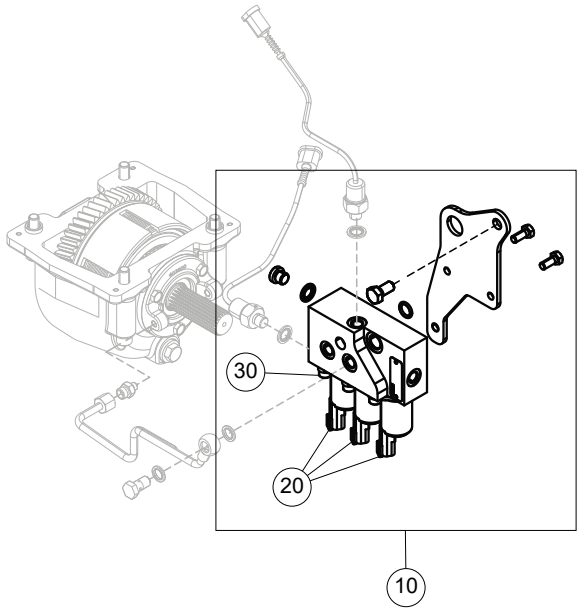

70-90 100 - DISTRIBUTORE SERVIZI - SERVICE CONTROL VALVE (D0403A - D0403B)

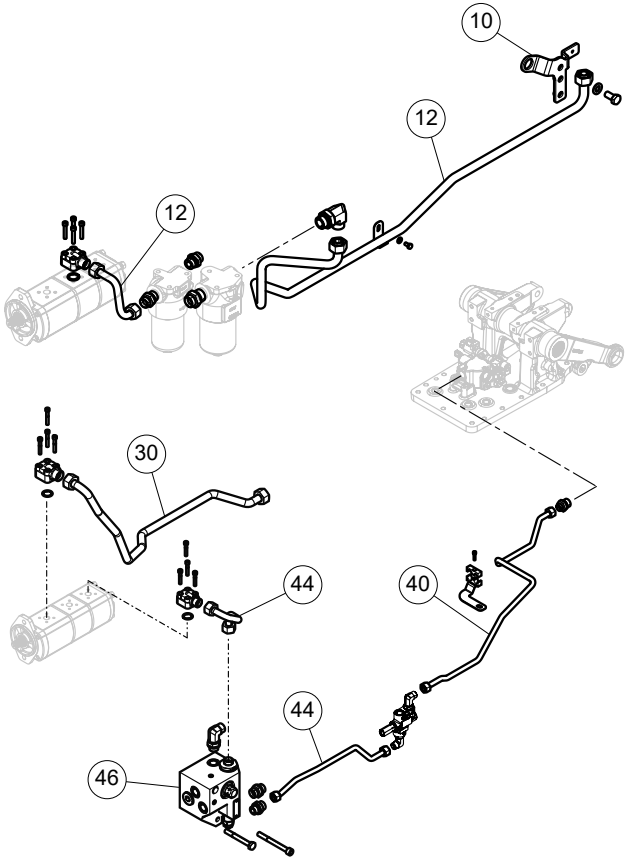

Cabina / Cab	V			VL			F			FL			FB			VLB			Op. prec. / Prev. op.	Codice / Code		Descrizione / Description
Piattaforma / Open station	55 kW	67 kW	75 kW	55 kW	67 kW	75 kW	55 kW	67 kW	75 kW	55 kW	67 kW	75 kW	55 kW	67 kW	75 kW	55 kW	67 kW	75 kW				
	•	•	•	•	•	•	•	•	•	•	•	•	•	•	•	•	•	•		70-95 100 10A	0,30	Elementi di fissaggio tubazioni - Sost. *Line fasteners - Rep.*
	•	•	•	•	•	•	•	•	•	•	•	•	•	•	•	•	•	•		70-95 100 12A	0,70	Tubo rigido mandata idroguida - Sost. *Delivery pipe to hydrostatic steering - Rep.*
	•	•	•	•	•	•	•	•	•	•	•	•	•	•	•	•	•	•		70-95 100 30A	0,50	Tubo mandata distributore servizi - Sost. *Delivery pipe, service control valve - Rep.*
	•	•	•	•	•	•	•	•	•	•	•	•	•	•	•	•	•	•		70-95 100 40A	0,70	Tubo mandata - Sost. *Delivery pipe - Rep.*
	•	•	•	•	•	•	•	•	•	•	•	•	•	•	•	•	•	•		70-95 100 44A	0,30	Tubo mandata anteriore - Sost. *Front delivery pipe - Rep.*
	•	•	•	•	•	•	•	•	•	•	•	•	•	•	•	•	•	•		70-95 100 46A	0,50	Valvola - S.R. *Valve - R./I.*

70-95 100 - TUBAZIONI POMPA OLIO - OIL PUMP PIPES (C0709A - C0709B - C0709C - C0709D - C0709E - C0709F - C0709G - C0710A - C0710B - C0710C)

Agricube PRO

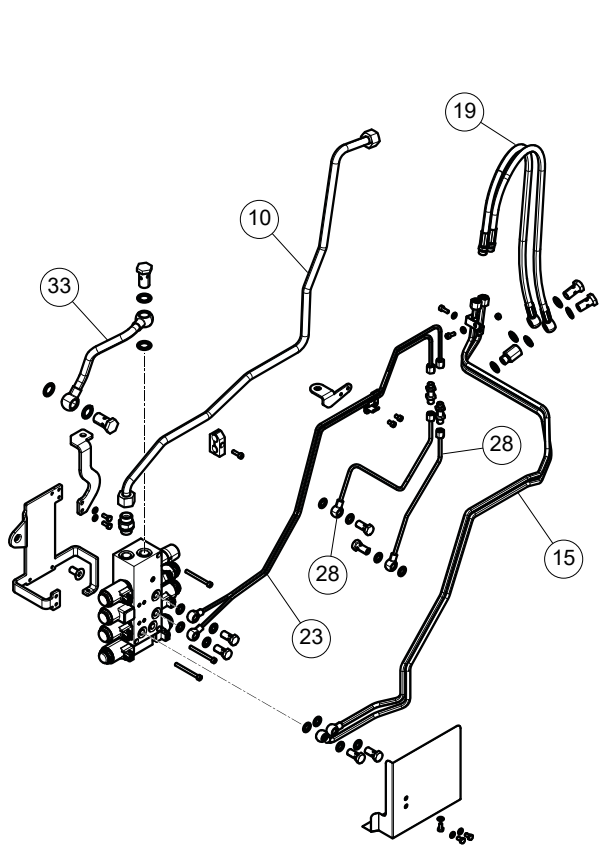

Cabina Cab	V			VL			F			FL			FB			VLB			Op. prec. / Prev. op.	Codice / Code		Descrizione / Description
Piattaforma Open station	55 kW	67 kW	75 kW	55 kW	67 kW	75 kW	55 kW	67 kW	75 kW	55 kW	67 kW	75 kW	55 kW	67 kW	75 kW	55 kW	67 kW	75 kW				
	●	●	●	●	●	●	●	●	●											70-125 200 10A	0,90	Tubo di mandata - Sost. *Delivery pipe - Rep.*
	●	●	●	●	●	●	●	●	●											70-125 200 15A	0,60	Tubi rigidi anteriori - Sost. *Front pipes - Rep.*
	●	●	●	●	●	●	●	●	●											70-125 200 19A	0,20	Tubi rigidi posteriori - Sost. *Rear pipes - Rep.*
	●	●	●	●	●	●	●	●	●											70-125 200 23A	1,00	Tubi rigidi al cilindro - Sost. *Pipes to cylinder - Rep.*
	●	●	●	●	●	●	●	●	●											70-125 200 28A	0,20	Tubi flessibili al cilindro - Sost. *Hoses to cylinder - Rep.*
	●	●	●	●	●	●	●	●	●											70-125 200 33A	0,60	Tubo di scarico - Sost. *Exhaust pipe - Rep.*

70-125 100 - TUBAZIONI REGOLAZIONE IDRAULICA ATTACCO ATTREZZI - THIRD POINT HYDRAULIC ADJUSTMENT PIPES (C0730A - C0730B)

Agricube PRO

Cabina Cab	•	V			VL			F			FL			FB			VLB		
Piattaforma Open station	•	55 kW	67 kW	75 kW	55 kW	67 kW	75 kW	55 kW	67 kW	75 kW	55 kW	67 kW	75 kW	55 kW	67 kW	75 kW	55 kW	67 kW	75 kW

Op. prec. / Prev. op.	Codice / Code		Descrizione / Description
	70-130 100 12A	0,50	Tubazione di mandata valvola comando presa di forza sincronizzata - Sost. *Ground speed PTO control valve delivery line - Rep.*
	70-130 100 16A	0,30	Tubazione di scarico valvola comando presa di forza sincronizzata - Sost. *Ground speed PTO control valve exhaust line - Rep.*
	70-130 100 20A	0,50	Tubazione da distributore servizi a valvola comando presa di forza sincronizzata - Sost. *Line, service control valve to ground speed PTO control valve - Rep.*
	70-130 100 30A	0,20	Tubo post. mandata olio comando presa di forza - Sost *Rear pipe, PTO oil delivery - Rep.*
	70-130 100 40A	0,15	Pressostato presa di forza sincronizzata - Sost. *Ground speed PTO pressure switch - Rep.*

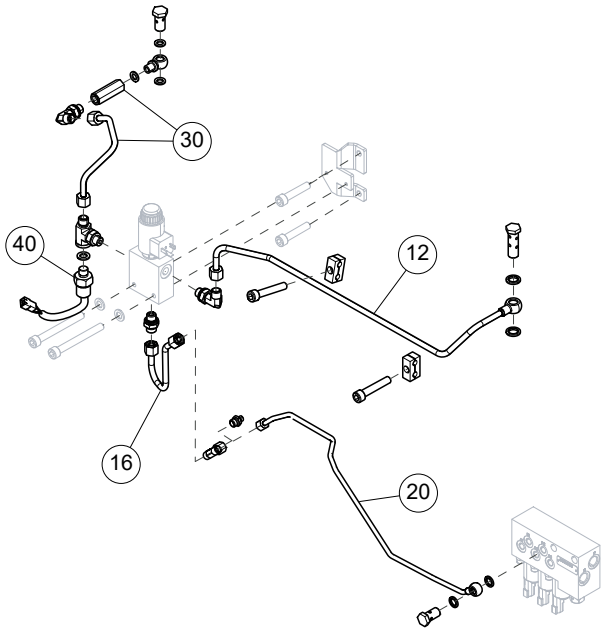

70-130 100 - TUBAZIONI COMANDO PRESA DI FORZA SINCRONIZZATA - GROUND SPEED PTO LINES (C0206A - C0208A)

Agricube PRO

		V			VL			F			FL			FB			VLB			Op. prec. / Prev. op.	Codice / Code		Descrizione / Description
Cabina / Cab	●																						
Piattaforma / Open station	●	55 kW	67 kW	75 kW	55 kW	67 kW	75 kW	55 kW	67 kW	75 kW	55 kW	67 kW	75 kW	55 kW	67 kW	75 kW	55 kW	67 kW	75 kW				
		●	●	●	●	●	●	●	●	●											70-135 100 10A	1,50	Distributore regolazione idraulica attacco attrezzi - S.R. *Third point hydraulic adjustment control valve - R./I.*

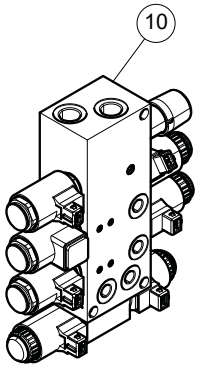

70-135 100 - DISTRIBUTORE REGOLAZIONE IDRAULICA ATTACCO ATTREZZI - THIRD POINT HYDRAULIC ADJUSTMENT CONTROL VALVE (C0730A - C0730B)

Agricube PRO

Cabina Cab	•	V			VL			F			FL			FB			VLB		
Piattaforma Open station	•	55 kW	67 kW	75 kW	55 kW	67 kW	75 kW	55 kW	67 kW	75 kW	55 kW	67 kW	75 kW	55 kW	67 kW	75 kW	55 kW	67 kW	75 kW

Op. prec. / Prev. op.	Codice / Code		Descrizione / Description
	70-150 100 10A	0,40	Valvola comando presa di forza sincronizzata - Sost. *Ground speed PTO control valve - Rep.*
	70-150 100 20A	0,20	Elettrovalvola (una) - Sost. *Solenoids (one) - Rep.*

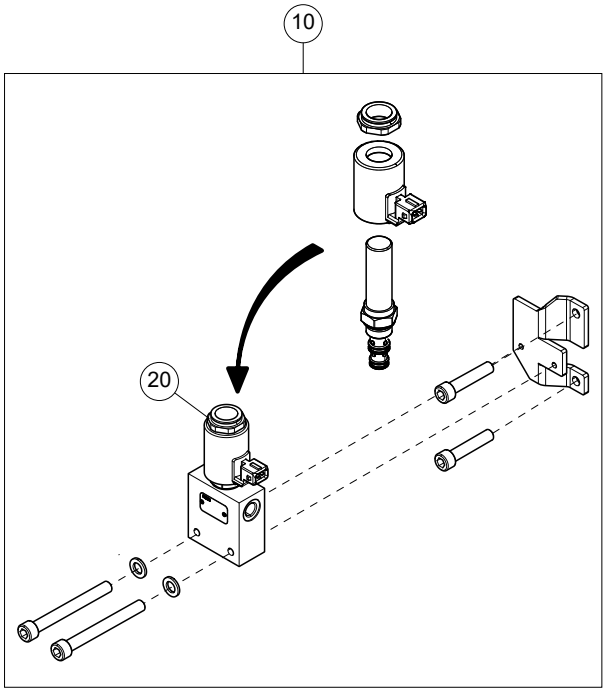

70-150 100 - VALVOLA COMANDO PRESA DI FORZA SINCRONIZZATA - GROUND SPEED PTO CONTROL VALVE (C0206A)

Agricube PRO

Cabina / Cab	V			VL			F			FL			FB			VLB			Op. prec. / Prev. op.	Codice / Code		Descrizione / Description
Piattaforma / Open station	55 kW	67 kW	75 kW	55 kW	67 kW	75 kW	55 kW	67 kW	75 kW	55 kW	67 kW	75 kW	55 kW	67 kW	75 kW	55 kW	67 kW	75 kW				
Cabina / Cab	●	●	●	●	●	●	●	●	●	●	●	●	●	●	●	●	●	●		70-155 100 10A	1,10	Pompa idraulica - S.R. *Hydraulic pump - R./I.*
Cabina / Cab	●	●	●	●	●	●	●	●	●	●	●	●	●	●	●	●	●	●		70-155 100 16A	0,50	Collettore pompa idraulica - Sost. *Hydraulic pump manifold - Rep.*
Cabina / Cab	●	●	●	●	●	●	●	●	●	●	●	●	●	●	●	●	●	●		70-155 100 18A	0,60	Collettore pompa idraulica - Sost. *Hydraulic pump manifold - Rep.*

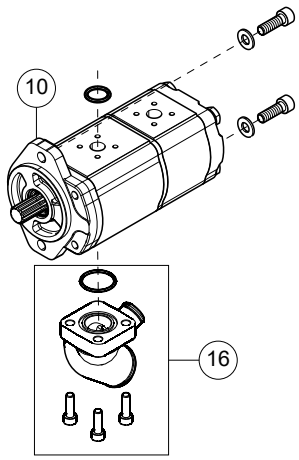

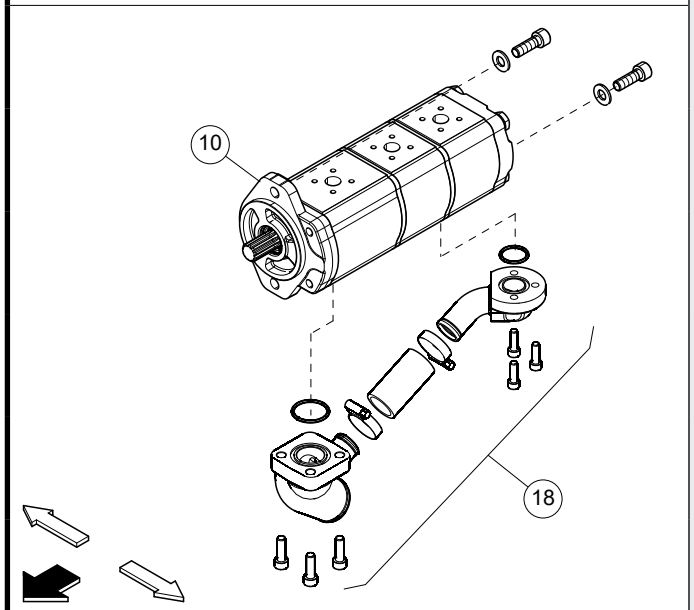

70-155 100 - POMPA OLIO - OIL PUMP (C0704A - C0704B - C0710A - C0710B - C0710D)

Agricube PRO

Cabina / Cab	V			VL			F			FL			FB			VLB			Op. prec. / Prev. op.	Codice / Code		Descrizione / Description
Piattaforma / Open station	55 kW	67 kW	75 kW	55 kW	67 kW	75 kW	55 kW	67 kW	75 kW	55 kW	67 kW	75 kW	55 kW	67 kW	75 kW	55 kW	67 kW	75 kW				
	•	•	•	•	•	•	•	•	•	•	•	•	•	•	•	•	•	•		70-160 100 40A	0,25	Elemento filtrante - Sost. *Filter element - Rep.*
	•	•	•	•	•	•	•	•	•	•	•	•	•	•	•	•	•	•		70-160 100 44A	0,45	Filtro - Sost. *Filter - Rep.*
	•	•	•	•	•	•	•	•	•	•	•	•	•	•	•	•	•	•		70-160 100 45A	0,15	Sensore - Sost. *Sensor - Rep.*

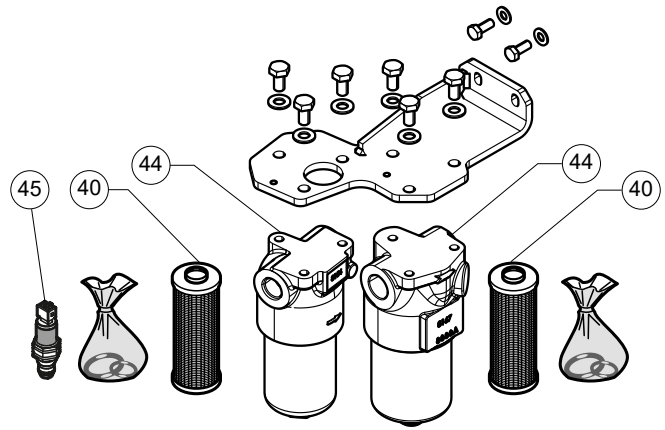

70-160 100 - FILTRO OLIO - OIL FILTER (C0709A - C0709B - C0709C - C0709D - C0709E - C0709F - C0709G)

Agricube PRO

Cabina / Cab	V			VL			F			FL			FB			VLB			Op. prec. / Prev. op.	Codice / Code		Descrizione / Description
Piattaforma / Open station	55 kW	67 kW	75 kW	55 kW	67 kW	75 kW	55 kW	67 kW	75 kW	55 kW	67 kW	75 kW	55 kW	67 kW	75 kW	55 kW	67 kW	75 kW				
	●	●	●	●	●	●	●	●	●	●	●	●	●	●	●	●	●	●		70-170 100 40A	0,25	Tubo mandata accumulatore - Sost. *Accumulator delivery hose - Rep.*
	●	●	●	●	●	●	●	●	●	●	●	●	●	●	●	●	●	●		70-170 100 50A	0,20	Accumulatore - Sost. *Accumulator - Rep.*

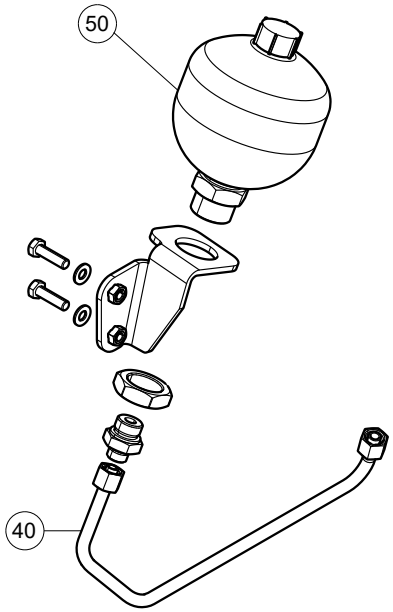

70-170 100 - TUBAZIONI POWER REVERSER - POWER REVERSER LINE (C0709B - C0709C - C0709E - C0709F)

Agricube PRO

Cabina Cab	•	V			VL			F			FL			FB			VLB			Op. prec. / Prev. op.	Codice / Code		Descrizione / Description
Piattaforma Open station	•	55 kW	67 kW	75 kW	55 kW	67 kW	75 kW	55 kW	67 kW	75 kW	55 kW	67 kW	75 kW	55 kW	67 kW	75 kW	55 kW	67 kW	75 kW				
		•	•	•	•	•	•	•	•	•	•	•	•	•	•	•	•	•	•		70-175 100 10A	1,20	Distributore comando inversore idraulico - Sost. *Electrohydraulic reverser control valve - Rep.*
		•	•	•	•	•	•	•	•	•	•	•	•	•	•	•	•	•	•		70-175 100 20A	0,50	Elettrovalvole distributore comando inversore idraulico (una) - Sost. *Electrohydraulic reverser control valve solenoids (one) - Rep.*
		•	•	•	•	•	•	•	•	•	•	•	•	•	•	•	•	•	•		70-175 100 24A	0,50	Sensori distributore comando inversore idraulico (uno) - Sost. *Electrohydraulic reverser control valve sensors (one) - Rep.*

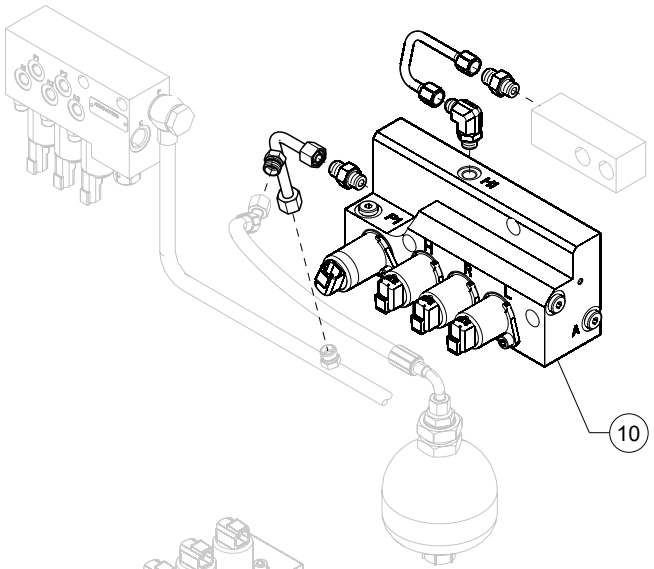

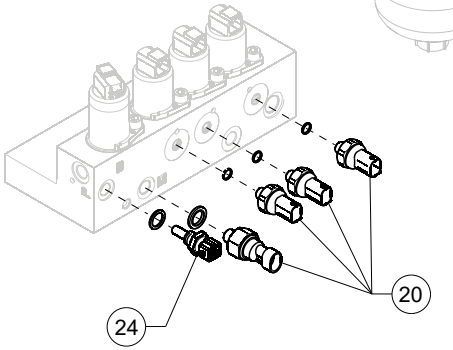

70-175 100 - DISTRIBUTORE COMANDO INVERSORE IDRAULICO - ELECTROHYDRAULIC REVERSER CONTROL VALVE (C0110C - C0110D - C0113A)

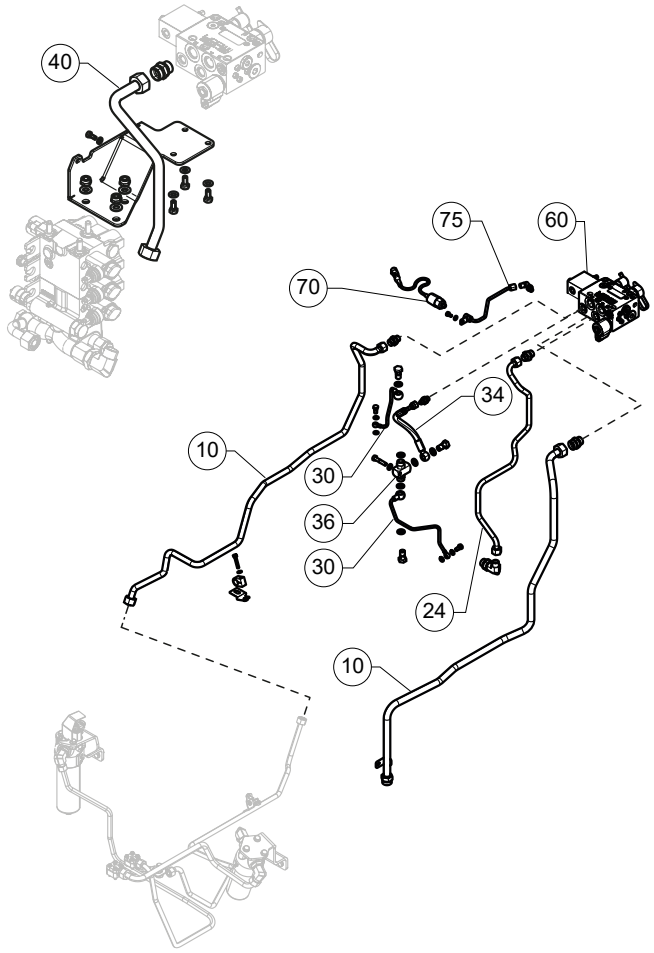

Cabina Cab	•	V			VL			F			FL			FB			VLB			Op. prec. / Prev. op.	Codice / Code		Descrizione / Description
Piattaforma Open station	•	55 kW	67 kW	75 kW	55 kW	67 kW	75 kW	55 kW	67 kW	75 kW	55 kW	67 kW	75 kW	55 kW	67 kW	75 kW	55 kW	67 kW	75 kW				
		•	•	•	•	•	•	•	•	•	•	•	•	•	•	•	•	•	•		70-195 100 10A	0,35	Tubo mandata olio valvola freno rimorchio - Sost. *Pipe, oil delivery to trailer brake valve - Rep.*
		•	•	•	•	•	•	•	•	•	•	•	•	•	•	•	•	•	•		70-195 100 24A	0,30	Tubo scarico olio valvola freno rimorchio - Sost. *Pipe, oil return from trailer brake valve - Rep.*
		•	•	•	•	•	•	•	•	•	•	•	•	•	•	•	•	•	•		70-195 100 30A	0,30	Tubo fra valvola e cilindro freno (uno) - Sost. *Pipe, valve to brake cylinder (one) - Rep.*
		•	•	•	•	•	•	•	•	•	•	•	•	•	•	•	•	•	•		70-195 100 34A	0,35	Tubo fra valvola e valvola freno rimorchio - Sost. *Pipe, valve to trailer brake valve - Rep.*
		•	•	•	•	•	•	•	•	•	•	•	•	•	•	•	•	•	•		70-195 100 36A	0,40	Valvola - S.R. *Valve - R./I.*
		•	•	•	•	•	•	•	•	•	•	•	•	•	•	•	•	•	•		70-195 100 40A	0,50	Tubo fra valvola freno rimorchio e distributori ausiliari - Sost. *Pipe, trailer brake valve to remote control valves - Rep.*

70-195 100 - COMANDO IDRAULICO FRENO RIMORCHIO - TRAILER BRAKE HYDRAULIC CONTROL (C0403A - C0403B - C0403C - C0403D - C0403E - C0403F - C0711A - C0711B - C0711C - C0711D - C0711E - C0711F - C0711G)

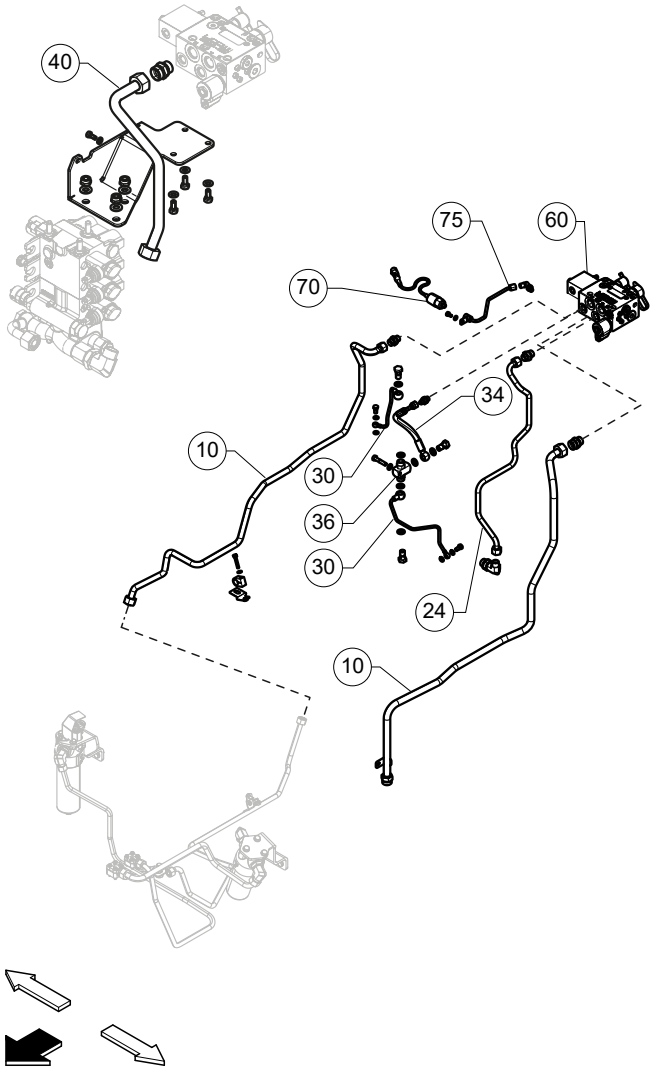

Cabina Cab		V			VL			F			FL			FB			VLB			Op. prec. / Prev. op.	Codice / Code		Descrizione / Description
Piattaforma Open station		55 kW	67 kW	75 kW	55 kW	67 kW	75 kW	55 kW	67 kW	75 kW	55 kW	67 kW	75 kW	55 kW	67 kW	75 kW	55 kW	67 kW	75 kW				
		•	•	•	•	•	•	•	•	•	•	•	•	•	•	•	•	•	•		70-195 100 60A	0,70	Valvola freno rimorchio - S.R. *Trailer brake valve - R./l.*
		•	•	•	•	•	•	•	•	•	•	•	•	•	•	•	•	•	•		70-195 100 70A	0,35	Sensore - Sost *Sensor - Rep.*
		•	•	•	•	•	•	•	•	•	•	•	•	•	•	•	•	•	•		70-195 100 75A	0,35	Tubo - Sost. *Pipe - Rep.*

70-195 100 - COMANDO IDRAULICO FRENO RIMORCHIO - TRAILER BRAKE HYDRAULIC CONTROL (C0403A - C0403B - C0403C - C0403D - C0403E - C0403F - C0711A - C0711B - C0711C - C0711D - C0711E - C0711F - C0711G)

Agricube PRO

	Cabina Cab	Piattaforma Open station	V 55 kW	V 67 kW	V 75 kW	VL 55 kW	VL 67 kW	VL 75 kW	F 55 kW	F 67 kW	F 75 kW	FL 55 kW	FL 67 kW	FL 75 kW	FB 55 kW	FB 67 kW	FB 75 kW	VLB 55 kW	VLB 67 kW	VLB 75 kW	Op. prec. / Prev. op.	Codice / Code		Descrizione / Description
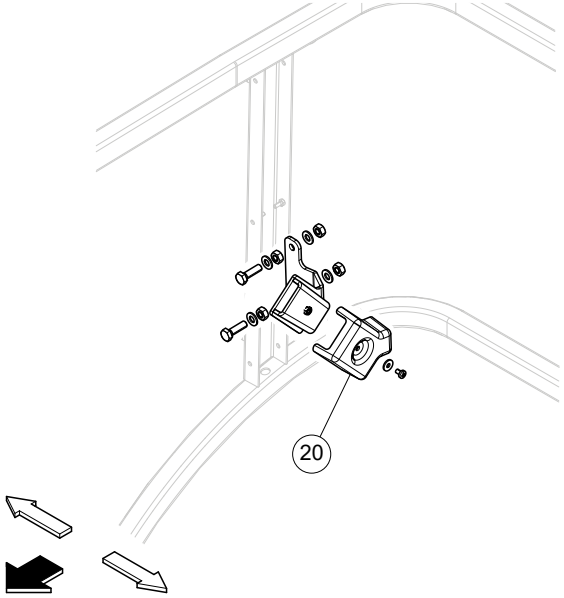	•	•							•	•	•	•	•	•	•	•	•	•	•	•		70-205 100 14A	0,10	Supporto valvola freno rimorchio - Sost. *Trailer brake valve support - Rep.*
			•	•	•	•	•	•	•	•	•	•	•	•								70-205 100 20A	0,15	Supporto valvola freno rimorchio - Sost. *Trailer brake valve support - Rep.*
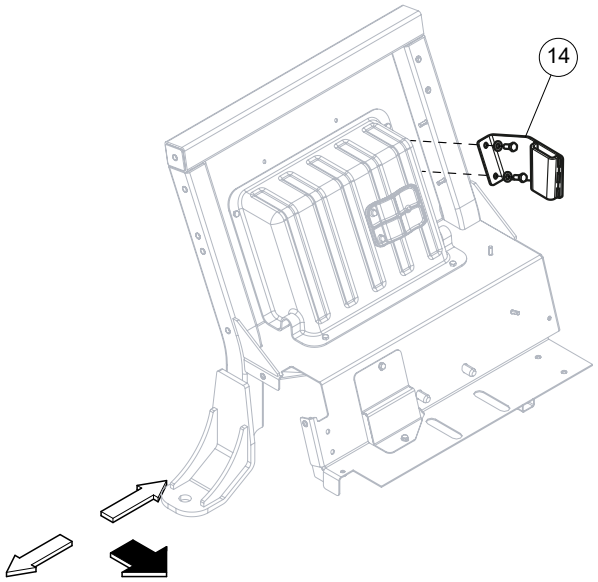																								

70-205 100 - SUPPORTO LEVA FRENO RIMORCHIO - TRAILER HAND BRAKE LEVER SUPPORT (G0211A - G0211B)

Agricube PRO

Cabina Cab	•	V			VL			F			FL			FB			VLB		
Piattaforma Open station	•	55 kW	67 kW	75 kW	55 kW	67 kW	75 kW	55 kW	67 kW	75 kW	55 kW	67 kW	75 kW	55 kW	67 kW	75 kW	55 kW	67 kW	75 kW

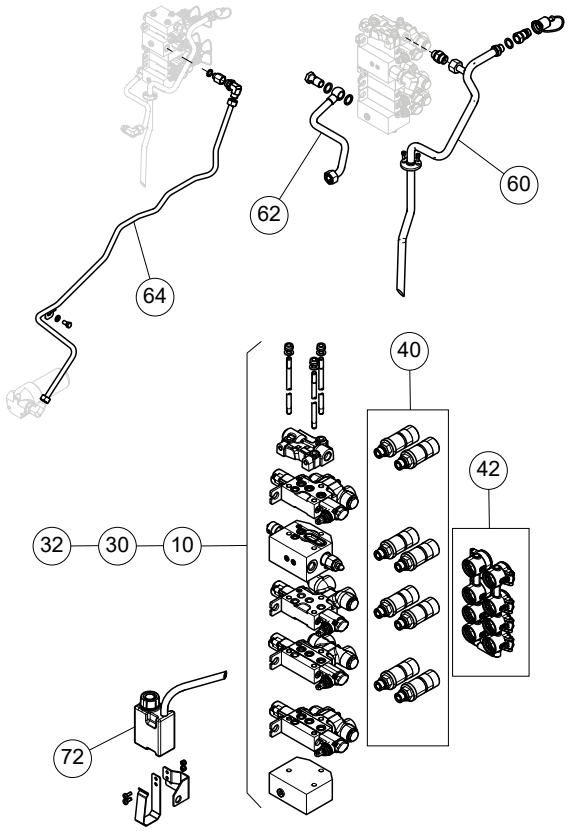

Op. prec. / Prev. op.	Codice / Code		Descrizione / Description
	70-215 100 10A	0,60	Distributori ausiliari - S.R. *Remote control valve - R./I.*
70-215 100 10A	70-215 100 30B	0,10	Guarnizioni (una) fra distributori ausiliari - Sost. a distributori staccati *Remote control valves seals (one) - Rep. w/control valves removed*
70-215 100 10A	70-215 100 32C	0,50	Distributori ausiliari (uno), complessivo staccato - Rev. *Remote control valves (one) - Rep. w/ control valves removed*
	70-215 100 40A	0,10	Semigiunti per attacchi rapidi (uno) - Sost. *Quick-connect half couplings (one) - Rep.*
	70-215 100 42A	0,10	Coperchi semigiunti per attacchi rapidi - Sost. *Covers, quick-disconnect half-couplings - Rep.*
	70-215 100 60A	0,20	Tubo posteriore ritorno olio - Sost. *Rear return oil line - Rep.*

70-215 100 - DISTRIBUTORI AUSILIARI POSTERIORI - REAR REMOTE CONTROL VALVES (C0711J - C0718A - C0719A - C0719B - C0719C - C0720A - C0720B - C0720C - C0720D - C0720E - C0720F - C0720G - C0720H - C0720I - C0720J - C0720K - C0745A - C0750A - C0755A - C0755B)

Agricube PRO

	Cabina Cab	Piattaforma Open station	V 55 kW	V 67 kW	V 75 kW	VL 55 kW	VL 67 kW	VL 75 kW	F 55 kW	F 67 kW	F 75 kW	FL 55 kW	FL 67 kW	FL 75 kW	FB 55 kW	FB 67 kW	FB 75 kW	VLB 55 kW	VLB 67 kW	VLB 75 kW	Op. prec. / Prev. op.	Codice / Code		Descrizione / Description
	•	•	•	•	•	•	•	•	•	•	•	•	•	•	•	•	•	•	•	•		70-215 100 62A	0,20	Tubo mandata al sollevatore - Sost *Delivery pipe to the lift - Rep.*
			•	•	•	•	•	•	•	•	•	•	•	•	•	•	•	•	•	•		70-215 100 64A	0,35	Tubo mandata distributori ausiliari - Sost *Delivery pipe to control valves - Rep.*
			•	•	•	•	•	•	•	•	•	•	•	•	•	•	•	•	•	•		70-215 100 72A	0,15	Serbatotio recupero olio - Sost. *Recovery oil tank - Rep.*

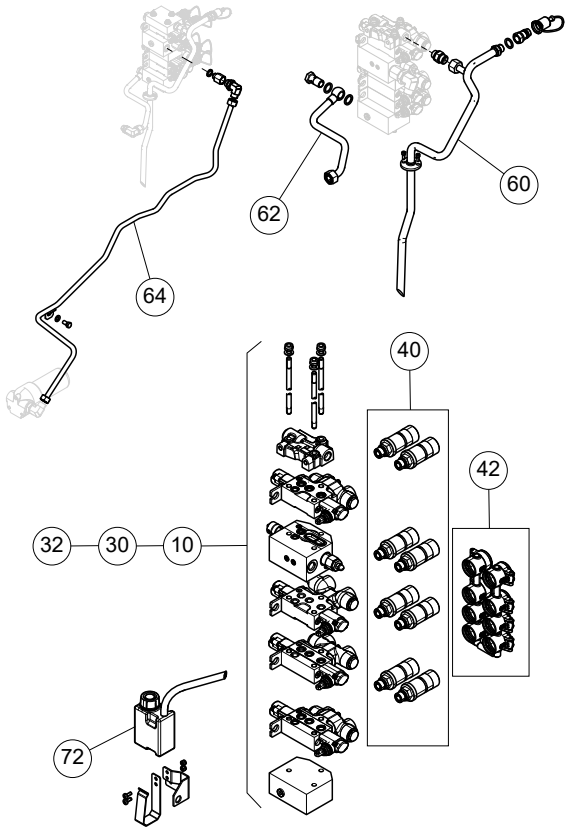

70-215 100 - DISTRIBUTORI AUSILIARI POSTERIORI - REAR REMOTE CONTROL VALVES (C0711J - C0718A - C0719A - C0719B - C0719C - C0720A - C0720B - C0720C - C0720D - C0720E - C0720F - C0720G - C0720H - C0720I - C0720J - C0720K - C0745A - C0750A - C0755A - C0755B)

Agricube PRO

Cabina Cab	•	V			VL			F			FL			FB			VLB			Op. prec. / Prev. op.	Codice / Code		Descrizione / Description
Piattaforma Open station	•	55 kW	67 kW	75 kW	55 kW	67 kW	75 kW	55 kW	67 kW	75 kW	55 kW	67 kW	75 kW	55 kW	67 kW	75 kW	55 kW	67 kW	75 kW				
		•	•	•	•	•	•	•	•	•	•	•	•								70-220 100 20A	0,70	Distributori ausiliari a controllo elettronico - Sost. *Electronically-controlled remote control valve - Rep.*
		•	•	•	•	•	•	•	•	•	•	•	•							70-220 100 20A	70-220 100 30B	0,10	Guarnizioni (una) tra distributori ausiliari - Sost. a distributori staccati *Remote control valves seals (one) - Rep. w/control valves removed*
		•	•	•	•	•	•	•	•	•	•	•	•							70-220 100 20A	70-220 100 32C	0,50	Distributori ausiliari (uno), complessivo staccato - Rev. *Remote control valves (one), assembly removed - Ov.*
		•	•	•	•	•	•	•	•	•	•	•	•								70-220 100 44A	0,20	Raccordo semigiunti per attacchi rapidi (uno) - Sost. *Fitting, quick-disconnect half couplings (one) - Rep.*
		•	•	•	•	•	•	•	•	•	•	•	•								70-220 100 60A	0,20	Tubo posteriore ritorno olio - S.R. *Rear return oil line - R./I.*
		•	•	•	•	•	•	•	•	•	•	•	•								70-220 100 70A	0,30	Valvola di sicurezza distributori ausiliari a controllo elettronico - Sost. *Electronically-controlled remote control valve safety valve - Rep.*

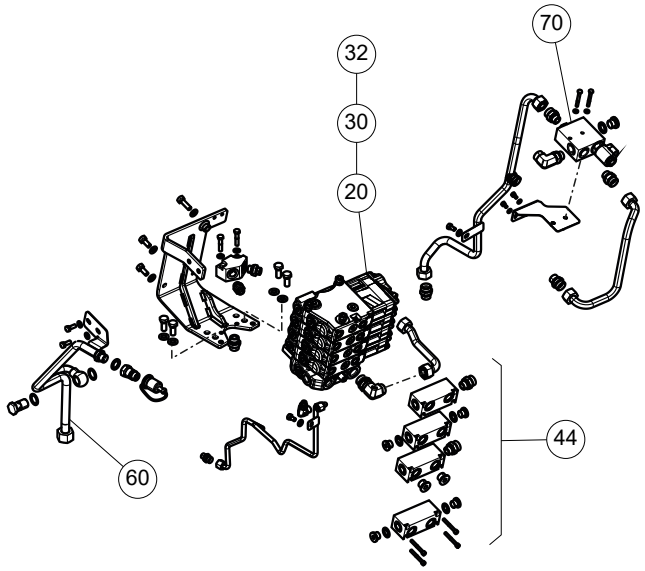

70-220 100 - DISTRIBUTORI AUSILIARI POSTERIORI ELETTRONICI - ELECTRONIC REAR REMOTE CONTROL VALVES (C0725A)

Agricube PRO

Cabina Cab	•	V			VL			F			FL			FB			VLB			Op. prec. / Prev. op.	Codice / Code		Descrizione / Description
Piattaforma Open station	•	55 kW	67 kW	75 kW	55 kW	67 kW	75 kW	55 kW	67 kW	75 kW	55 kW	67 kW	75 kW	55 kW	67 kW	75 kW	55 kW	67 kW	75 kW				
		•	•	•	•	•	•	•	•	•	•	•	•								70-230 100 20A	0,35	Tubi anteriori (uno) fra distributori ausiliari e semigiunti - S.R. *Front pipes (one), control valves to half couplings - R./I.*
		•	•	•	•	•	•	•	•	•	•	•	•								70-230 100 24A	0,40	Tubi posteriori (uno) fra distributori ausiliari e semigiunti - S.R. *Rear pipes (one), control valves to half couplings - R./I.*
		•	•	•	•	•	•	•	•	•	•	•	•								70-230 100 30A	0,10	Semigiunti per attacchi rapidi (uno) - Sost. *Quick-connect half couplings (one) - Rep.*
		•	•	•	•	•	•	•	•	•	•	•	•								70-230 100 33A	0,10	Coperchi semigiunti per attacchi rapidi - Sost. *Covers, quick-disconnect half-couplings - Rep.*
		•	•	•	•	•	•	•	•	•	•	•	•								70-230 100 36A	0,30	Supporto semigiunti - Sost. *Half-coupling support - Rep.*

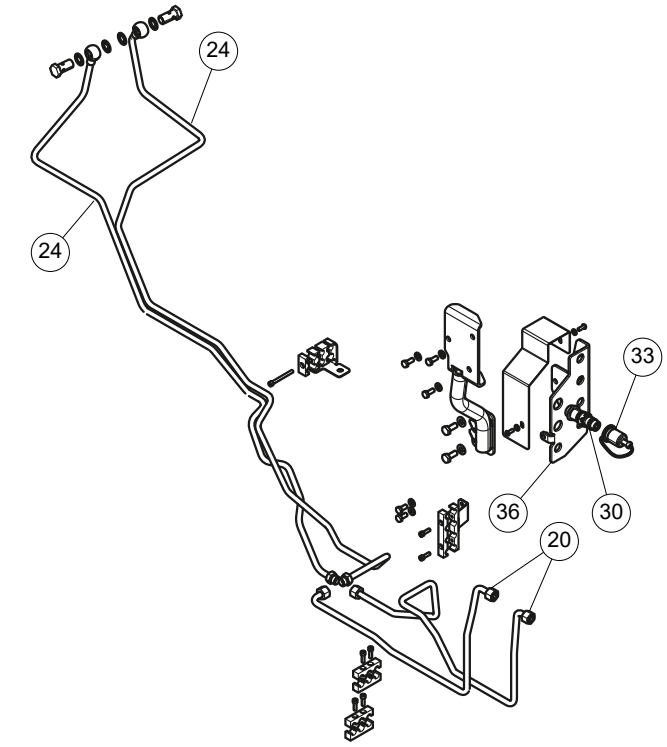

70-230 100 - TUBAZIONI DISTRIBUTORI AUSILIARI - REMOTE CONTROL VALVES PIPES (C0707A - C0707B - C0707C - C0707D - C0707E)

Agricube PRO

Cabina Cab	•	V			VL			F			FL			FB			VLB			Op. prec. / Prev. op.	Codice / Code		Descrizione / Description
Piattaforma Open station	•	55 kW	67 kW	75 kW	55 kW	67 kW	75 kW	55 kW	67 kW	75 kW	55 kW	67 kW	75 kW	55 kW	67 kW	75 kW	55 kW	67 kW	75 kW				
		•	•	•	•	•	•	•	•	•	•	•	•	•	•	•	•	•	•		70-245 100 06A	0,10	Impugnatura leva (una) distributori ausiliari - Sost. *Hand lever grip (one), remote control valves - Rep.*
		•	•	•	•	•	•	•	•	•	•	•	•	•	•	•	•	•	•		70-245 100 14A	1,80	Tiranteria fra leve e distributori ausiliari - Sost. *Linkage, levers to remote control valves - Rep.*
		•	•	•	•	•	•	•	•	•	•	•	•	•	•	•	•	•	•		70-245 100 16A	1,30	Leve comando distributori ausiliari - Sost. *Control levers, remote control valves - Rep.*
		•	•	•	•	•	•	•	•	•	•	•	•	•	•	•	•	•	•	70-245 100 16A	70-245 100 64B	0,25	Supporto leve comando distributori ausiliari - Sost. a leve comando distributori ausiliari staccate *Control levers, remote control valves support - Rep. w/control levers, remote control valves removed*

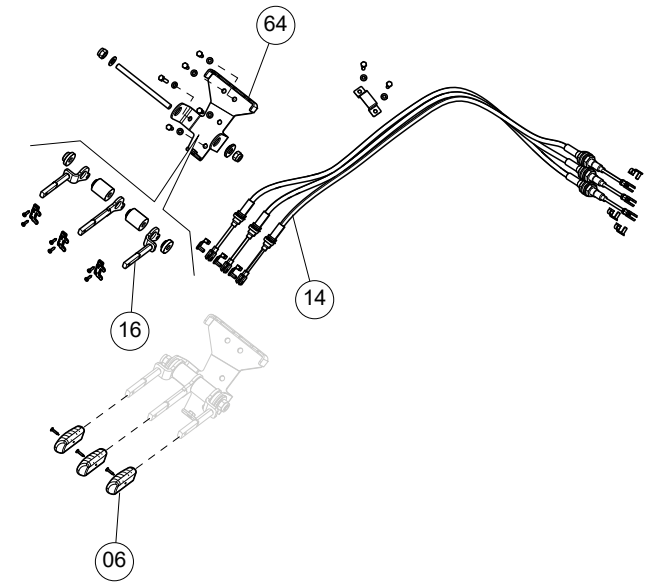

70-245 100 - LEVE DI COMANDO DISTRIBUTORI AUSILIARI - REMOTE CONTROL VALVES, CONTROL LEVERS (C0801A - C0801B - C0802A - C0802B - C0802C - C0803A - C0803B)

Agricube PRO

Cabina Cab / Piattaforma Open station	V			VL			F			FL			FB			VLB			Op. prec. / Prev. op.	Codice / Code		Descrizione / Description
	55 kW	67 kW	75 kW	55 kW	67 kW	75 kW	55 kW	67 kW	75 kW	55 kW	67 kW	75 kW	55 kW	67 kW	75 kW	55 kW	67 kW	75 kW				
							●	●	●	●	●	●	●	●	●	●	●	●		70-250 100 10A	0,50	Cilindro idraulico solevatore anteriore (uno) - Sost. *Hydraulic cylinder (one), front lift - Rep.*
							●	●	●	●	●	●	●	●	●	●	●	●		70-250 100 20A	0,40	Tubi flessibili tra distributori e cilindri - Sost. *Hoses, control valve to cylinders - Rep.*
							●	●	●	●	●	●	●	●	●	●	●	●		70-250 100 30A	0,50	Tubi tra i clindri - Sost. *Hoses between cylinders - Rep.*
							●	●	●	●	●	●	●	●	●	●	●	●		70-250 100 40A	0,20	Rubinetto sollevatore anteriore - Sost. *Front lift valve - Rep.*
							●	●	●	●	●	●	●	●	●	●	●	●		70-250 100 50A	0,40	Tubi di alimentazione valvola solevatore anteriore - Sost. *Delivery hoses front lift valve - Rep.*
							●	●	●	●	●	●	●	●	●	●	●	●		70-250 100 55A	0,20	*Accumulatore - Sost.* *Accumulator - Rep.*
							●	●	●	●	●	●	●	●	●	●	●	●		70-250 100 60A	0,40	Tubo flessibile tra accomulatore e cilindri - Sost. *Hose, accumulator to cylinders - Rep.*

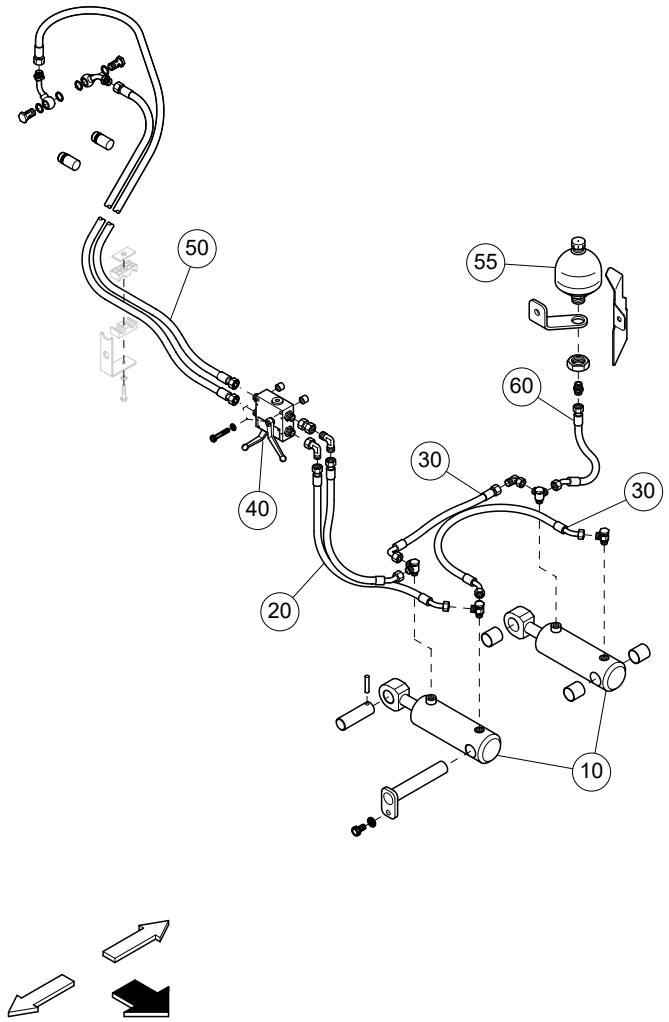

70-250 100 - TUBAZIONI SOLLEVATORE ANTERIORE - FRONT LIFT HYDRAULICS LINES (E0910A - E0915A - E0915B)

Agricube PRO

Cabina Cab	•	V			VL			F			FL			FB			VLB			Op. prec. / Prev. op.	Codice / Code		Descrizione / Description
Piattaforma Open station	•	55 kW	67 kW	75 kW	55 kW	67 kW	75 kW	55 kW	67 kW	75 kW	55 kW	67 kW	75 kW	55 kW	67 kW	75 kW	55 kW	67 kW	75 kW				
		•	•	•	•	•	•	•	•	•	•	•	•								70-255 100 20A	0,40	Tubo flessibile tra distributori e cilindri - Sost. *Hose, control valve to cylinders - Rep.*
		•	•	•	•	•	•	•	•	•	•	•	•								70-255 100 50A	0,40	Tubi di alimentazione valvola solevatore anteriore - Sost. *Delivery hoses front lift valve - Rep.*

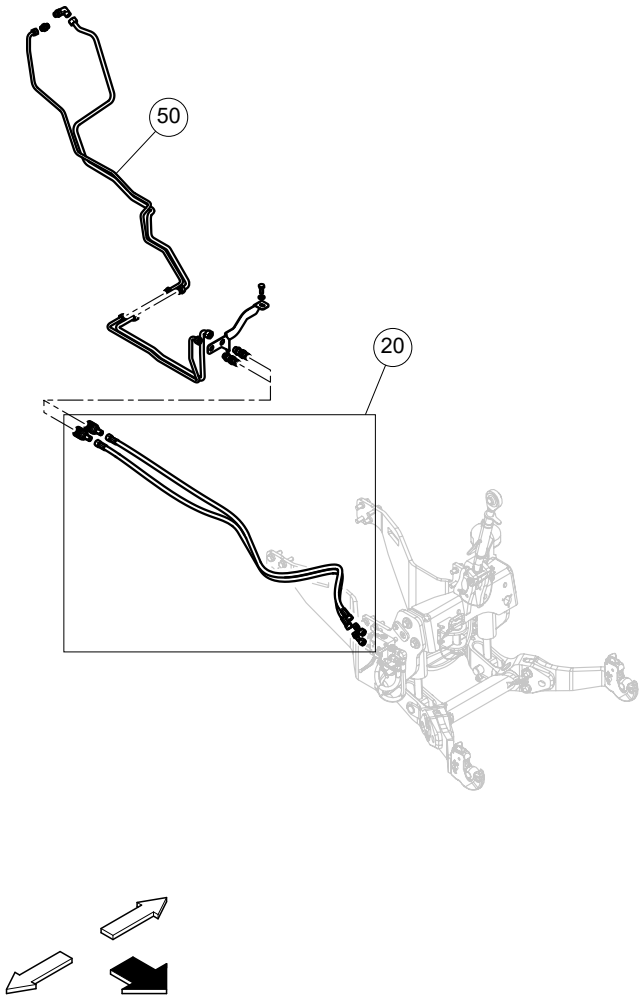

70-255 100 - TUBAZIONI SOLLEVATORE ANTERIORE - FRONT LIFT HYDRAULICS LINES (C0711H - C0711I - C0711K - C0711L - C0711M - C0711N)

Agricube PRO

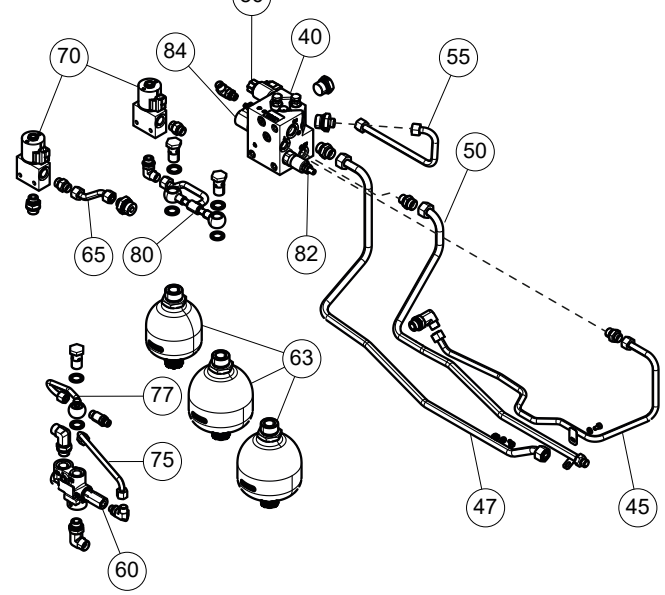

Cabina / Cab	V			VL			F			FL			FB			VLB			Op. prec. / Prev. op.	Codice / Code		Descrizione / Description
Piattaforma / Open station	55 kW	67 kW	75 kW	55 kW	67 kW	75 kW	55 kW	67 kW	75 kW	55 kW	67 kW	75 kW	55 kW	67 kW	75 kW	55 kW	67 kW	75 kW				
	•	•	•	•	•	•	•	•	•											70-265 100 40A	0,50	Valvola di livellamento sospensioni - Sost. *Suspension levelling valve - Rep.*
	•	•	•	•	•	•	•	•	•											70-265 100 45A	0,25	Tubo dalla porta del pistone ai cilindri di grande portata - Sost. *Pipe from the Piston port to the large displacement cylinders - Rep.*
	•	•	•	•	•	•	•	•	•											70-265 100 47A	0,30	Tubo ritorno olio - Sost. *Oil return pipe - Rep.*
	•	•	•	•	•	•	•	•	•											70-265 100 50A	0,25	Tubo dalla porta del pistone ai cilindri di piccola portata - Sost. *Pipe from the Rod port to the small displacement cylinders - Rep.*
	•	•	•	•	•	•	•	•	•											70-265 100 55A	0,30	Tubo dal pistone dell'accumulatore alla valvola di blocco - Sost. *Pipe from the Piston accumulator to the lockout valve - Rep.*
	•	•	•	•	•	•	•	•	•											70-265 100 60A	0,30	Valvola di priorità selettiva - Sost. *Selective priority valve - Rep.*
	•	•	•	•	•	•	•	•	•											70-265 100 63A	0,20	Accumulatore idraulico (uno) - Sost. *Hydraulic accumulator (one) - Rep.*

70-265 100 - ASSALE ANTERIORE 4 RUOTE MOTRICI, COLLEGAMENTI ATTACCHI IDRAULICI - COUPLING HYDRAULIC CONNECTION, FRONT AXLE 4WD (C0741A - C0741B) 1/2

Agricube PRO

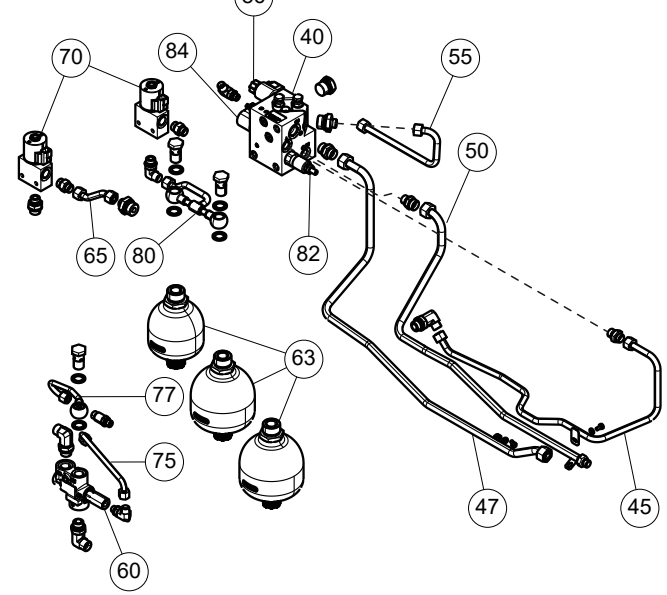

Cabina / Cab	V			VL			F			FL			FB			VLB			Op. prec. / Prev. op.	Codice / Code		Descrizione / Description
Piattaforma / Open station	55 kW	67 kW	75 kW	55 kW	67 kW	75 kW	55 kW	67 kW	75 kW	55 kW	67 kW	75 kW	55 kW	67 kW	75 kW	55 kW	67 kW	75 kW				
	●	●	●	●	●	●	●	●	●											70-265 100 65A	0,30	Tubo dall'asta dell'accumulatore alla valvola di blocco - Sost. *Pipe from the Rod accumulator to the lockout valve - Rep.*
	●	●	●	●	●	●	●	●	●											70-265 100 75A	0,25	*Tubo load sense - Sost.* *Load sense pipe - Rep.*
	●	●	●	●	●	●	●	●	●											70-265 100 77A	0,30	Tubo di alimentazione dalla pompa idraulica - Sost. *Supply pipe from hydraulic pump - Rep.*
	●	●	●	●	●	●	●	●	●											70-265 100 80A	0,35	Tubo dall'accumulatore alla valvola di blocco - Sost. *Pipe from the Accumulator to the Lockout valve - Rep.*
	●	●	●	●	●	●	●	●	●										70-265 100 40A	70-265 100 82B	0,10	Valvola di regolazione della pressione - Sost. *Pressure regulating valve - Rep.*
	●	●	●	●	●	●	●	●	●										70-265 100 40A	70-265 100 84B	0,10	Elettrovalvola di sollevamento - Sost. *Lifting solenoid valve - Rep.*
	●	●	●	●	●	●	●	●	●										70-265 100 40A	70-265 100 86B	0,10	Elettrovalvola di abbassamento e riduzione della pressione - Sost. *Lowering and pressure reducing solenoid valve - Rep.*

70-265 100 - ASSALE ANTERIORE 4 RUOTE MOTRICI, COLLEGAMENTI ATTACCHI IDRAULICI - COUPLING HYDRAULIC CONNECTION, FRONT AXLE 4WD (C0741A - C0741B) 2/2

Agricube PRO

		V			VL			F			FL			FB			VLB			Op. prec. / Prev. op.	Codice / Code		Descrizione / Description
Cabina / Cab	●																						
Piattaforma / Open station	●	55 kW	67 kW	75 kW	55 kW	67 kW	75 kW	55 kW	67 kW	75 kW	55 kW	67 kW	75 kW	55 kW	67 kW	75 kW	55 kW	67 kW	75 kW				
		●	●	●	●	●	●	●	●	●	●	●	●	●	●	●	●	●	●		80-05 100 10A	0,30	Quadro strumenti - S.R. per ev. sost. *Instruments panel - R./I. for possible Rep.*

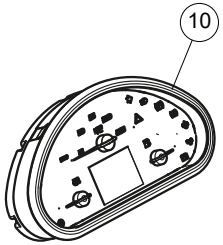

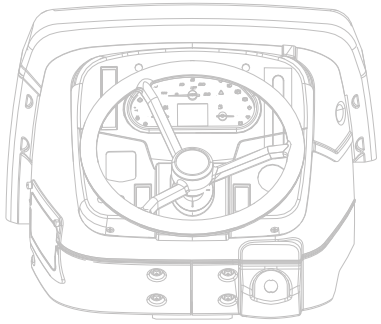

80-05 100 - QUADRO STRUMENTI - INSTRUMENTS PANEL (F0175A)

Agricube PRO

	Cabina Cab	Piattaforma Open station	V 55 kW	V 67 kW	V 75 kW	VL 55 kW	VL 67 kW	VL 75 kW	F 55 kW	F 67 kW	F 75 kW	FL 55 kW	FL 67 kW	FL 75 kW	FB 55 kW	FB 67 kW	FB 75 kW	VLB 55 kW	VLB 67 kW	VLB 75 kW	Op. prec. / Prev. op.	Codice / Code		Descrizione / Description
	●	●	●	●	●	●	●	●	●	●	●	●	●	●	●	●	●	●	●	●		80-10 100 14A	1,00	Fascio cavi motore - Sost. *Engine cable harness - Rep.*

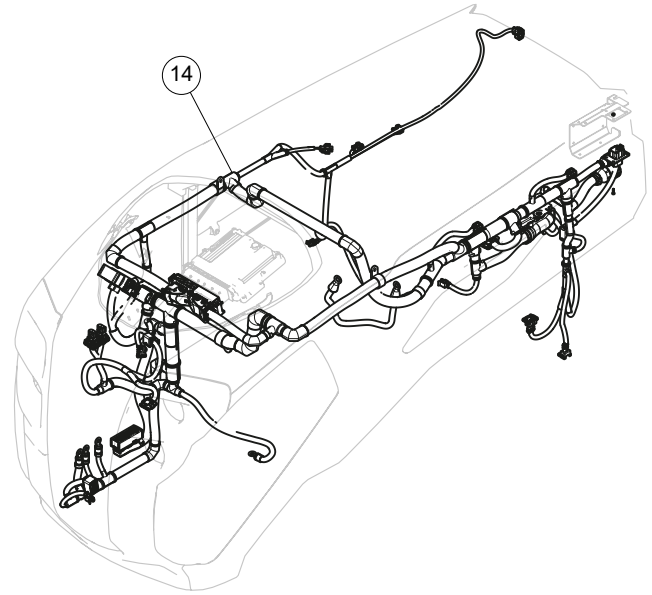

80-10 100 - FASCIO CAVI MOTORE - ENGINE CABLE HARNESS (F0113A - F0113B - F0113C - F0113D - F0113E - F0113F)

Agricube PRO

	Cabina Cab	Piattaforma Open station	V			VL			F			FL			FB			VLB			Op. prec. / Prev. op.	Codice / Code		Descrizione / Description
	•	•	55 kW	67 kW	75 kW	55 kW	67 kW	75 kW	55 kW	67 kW	75 kW	55 kW	67 kW	75 kW	55 kW	67 kW	75 kW	55 kW	67 kW	75 kW				
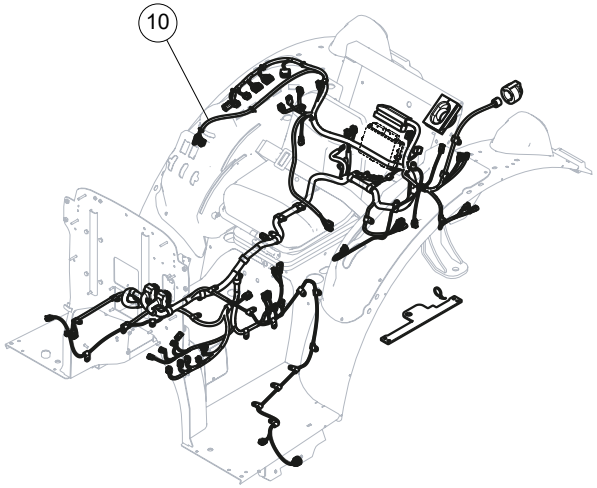									•	•	•	•	•	•	•	•	•	•	•	•		80-15 100 10A	4,80	Fascio principale cavi - Sost. *Main cable harness - Rep.*
			•	•	•	•	•	•	•	•	•	•	•	•								80-15 100 15A	6,20	Fascio principale cavi - Sost. *Main cable harness - Rep.*
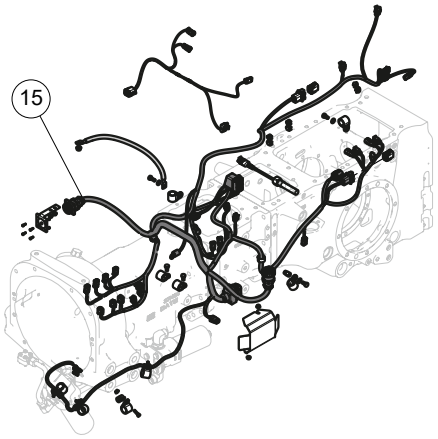																								

80-15 100 - FASCIO CAVI PRINCIPALE - MAIN CABLE HARNESS (F0115A - F0115B - F0115E - F0115F)

Agricube PRO

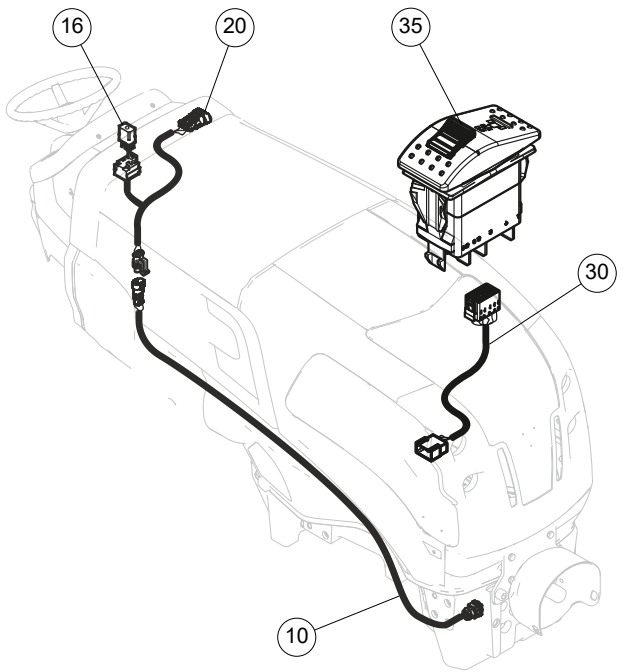

Cabina Cab		V			VL			F			FL			FB			VLB			Op. prec. / Prev. op.	Codice / Code		Descrizione / Description
Piattaforma Open station		55 kW	67 kW	75 kW	55 kW	67 kW	75 kW	55 kW	67 kW	75 kW	55 kW	67 kW	75 kW	55 kW	67 kW	75 kW	55 kW	67 kW	75 kW				
		●	●	●	●	●	●	●	●	●	●	●	●	●	●	●	●	●	●		80-20 100 10A	0,20	Cavo elettrovalvola presa di forza frontale - Sost. *Front PTO EH valve wiring harness - Rep.*
		●	●	●	●	●	●	●	●	●	●	●	●	●	●	●	●	●	●		80-20 100 16A	0,10	Fusibile principale - Sost. *Main fuse - Rep.*
		●	●	●	●	●	●	●	●	●	●	●	●	●	●	●	●	●	●	100-30 100 10A	80-20 100 20B	0,10	Cavo principale presa di forza frontale - Sost. a plancia portacomandi staccata *Front PTO main wiring harness - Rep. w/ instrument panel removed*
		●	●	●	●	●	●	●	●	●	●	●	●	●	●	●	●	●	●		80-20 100 30A	0,10	Cavo innesto presa di forza frontale - Sost. *Front PTO engagement wiring harness - Rep.*
		●	●	●	●	●	●	●	●	●	●	●	●	●	●	●	●	●	●		80-20 100 35A	0,10	Interruttore innesto presa di forza frontale - Sost. *Front PTO engagement wiring harness - Rep.*

80-20 100 - CAVO ELETTROVALVOLA PRESA DI FORZA FRONTALE - FRONT PTO VALVE WIRING HARNESS (F0128B - F0128C - F0128D)

Agricube PRO

	Cabina Cab	Piattaforma Open station	V 55 kW	V 67 kW	V 75 kW	VL 55 kW	VL 67 kW	VL 75 kW	F 55 kW	F 67 kW	F 75 kW	FL 55 kW	FL 67 kW	FL 75 kW	FB 55 kW	FB 67 kW	FB 75 kW	VLB 55 kW	VLB 67 kW	VLB 75 kW	Op. prec. / Prev. op.	Codice / Code		Descrizione / Description
	•	•	•	•	•	•	•	•	•	•	•	•	•	•	•	•	•	•	•	•		80-30 100 10A	0,60	Fascio cavi fanaleria ant. - Sost. *Front headlight cable harness - Rep.*

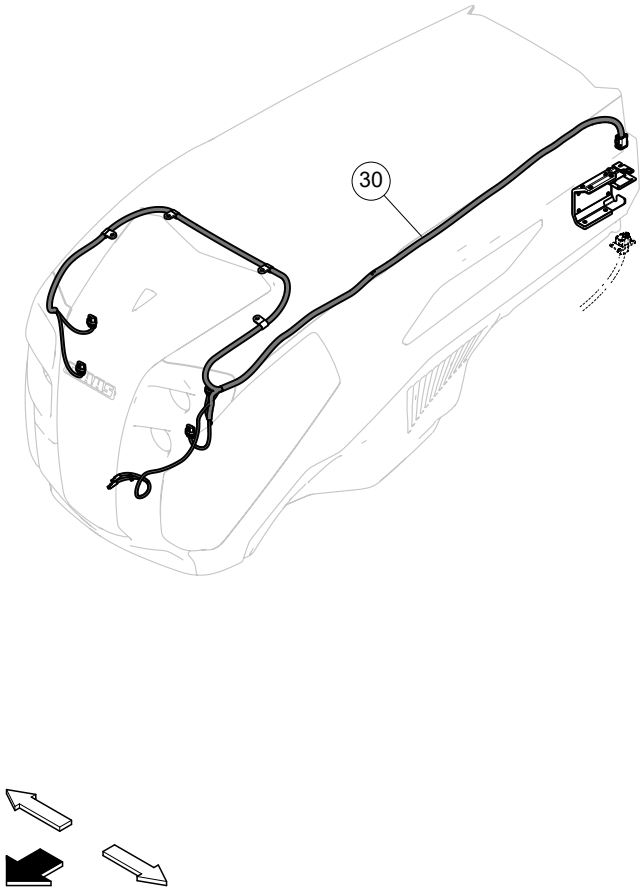

80-30 100 - FASCIO CAVI ANTERIORE - FRONT CABLE HARNESS (F0112A - F0112B - F0112C - F0112D)

Agricube PRO

Cabina / Cab	V			VL			F			FL			FB			VLB			Op. prec. / Prev. op.	Codice / Code		Descrizione / Description
Piattaforma / Open station	55 kW	67 kW	75 kW	55 kW	67 kW	75 kW	55 kW	67 kW	75 kW	55 kW	67 kW	75 kW	55 kW	67 kW	75 kW	55 kW	67 kW	75 kW				
•	•	•	•	•	•	•	•	•	•	•	•	•								80-40 100 20A	1,60	Fascio cavi cabina - Sost. *Cab cable harness - Rep.*

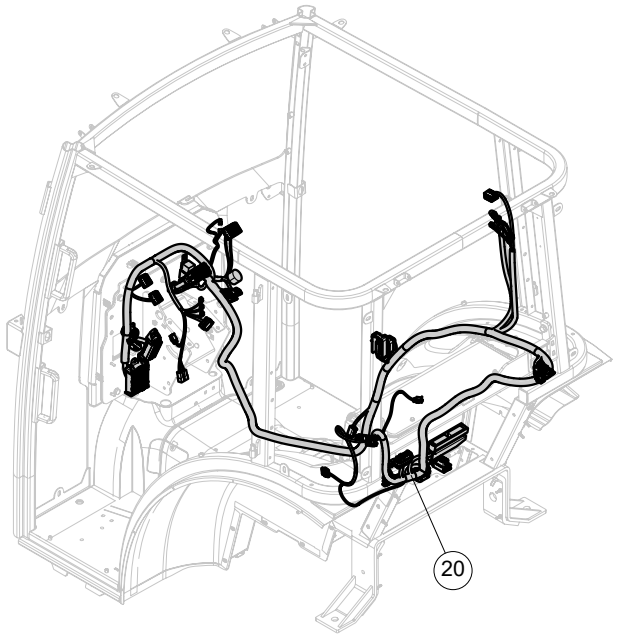

80-40 100 - FASCIO CAVI CABINA - CAB CABLE HARNESS (F0114C - F0114D)

Agricube PRO

Cabina Cab / Piattaforma Open station	V 55 kW	V 67 kW	V 75 kW	VL 55 kW	VL 67 kW	VL 75 kW	F 55 kW	F 67 kW	F 75 kW	FL 55 kW	FL 67 kW	FL 75 kW	FB 55 kW	FB 67 kW	FB 75 kW	VLB 55 kW	VLB 67 kW	VLB 75 kW	Op. prec. / Prev. op.	Codice / Code		Descrizione / Description
●	●	●	●	●	●	●	●	●	●	●	●	●								80-50 100 10A	2,40	Fascio cavi tetto cabina - Sost. *Cable harness, cab roof - Rep.*

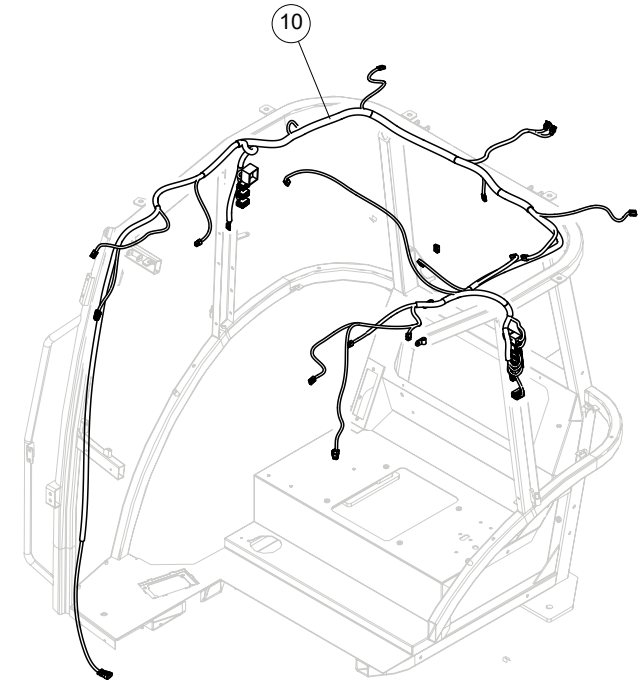

80-50 100 - FASCIO CAVI TETTO CABINA - CAB ROOF CABLE HARNESS (F0123A - F0123B)

Agricube PRO

Cabina Cab	•	V			VL			F			FL			FB			VLB		
Piattaforma Open station	•	55 kW	67 kW	75 kW	55 kW	67 kW	75 kW	55 kW	67 kW	75 kW	55 kW	67 kW	75 kW	55 kW	67 kW	75 kW	55 kW	67 kW	75 kW

Op. prec. / Prev. op.	Codice / Code		Descrizione / Description
	80-55 100 10A	1,00	Fascio cavi fanaleria post. - Sost. *Rear headlight cable harness - Rep.*

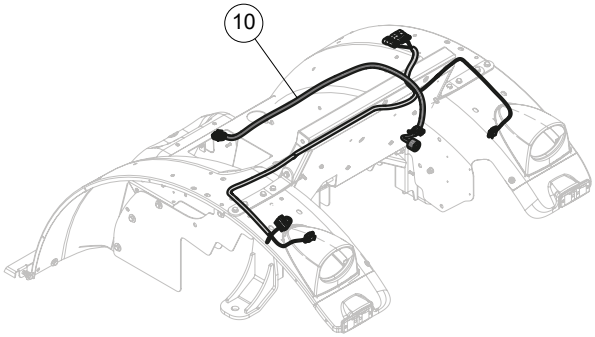

80-55 100 - FASCIO CAVI POSTERIORE - REAR CABLE HARNESS (E0601A - E0601B)

Agricube PRO

Cabina Cab	•	V			VL			F			FL			FB			VLB			Op. prec. / Prev. op.	Codice / Code		Descrizione / Description
Piattaforma Open station		55 kW	67 kW	75 kW	55 kW	67 kW	75 kW	55 kW	67 kW	75 kW	55 kW	67 kW	75 kW	55 kW	67 kW	75 kW	55 kW	67 kW	75 kW				
		•	•	•	•	•	•	•	•	•	•	•	•								80-60 100 10A	0,30	Cavo prioettore ausiliario destro o sinistro - Sost. *H4 lights wiring harness - Rep.*

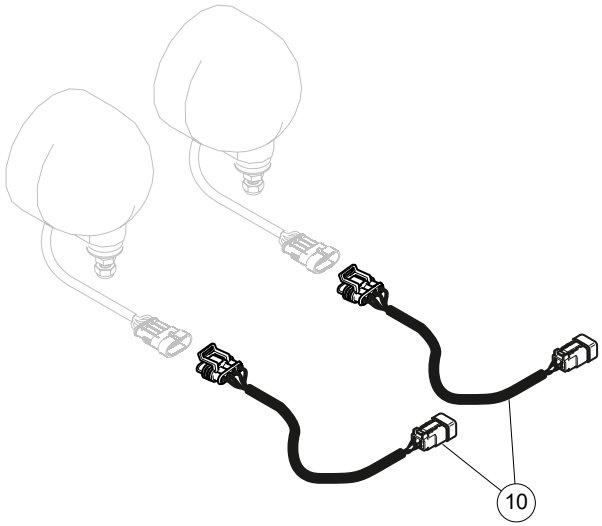

80-60 100 - CAVO PROIETTORE AUSILIARIO DESTRO O SINISTRO - H4 LIGHTS WIRING HARNESS (F0140A)

Agricube PRO

Cabina Cab	•	V			VL			F			FL			FB			VLB			Op. prec. / Prev. op.	Codice / Code		Descrizione / Description
Piattaforma Open station	•	55 kW	67 kW	75 kW	55 kW	67 kW	75 kW	55 kW	67 kW	75 kW	55 kW	67 kW	75 kW	55 kW	67 kW	75 kW	55 kW	67 kW	75 kW				
		•	•	•	•	•	•	•	•	•	•	•	•	•	•	•	•	•	•		80-65 100 10A	0,30	Interruttore comando tergicristallo - Sost. *Windscreen wiper control switch - Rep.*
		•	•	•	•	•	•	•	•	•	•	•	•	•	•	•	•	•	•		80-65 100 13A	0,30	Interruttore calibrazione sollevatore posteriore - Sost. *Position memories switch - Rep.*
		•	•	•	•	•	•	•	•	•	•	•	•	•	•	•	•	•	•		80-65 100 18A	0,30	Commutatore per proiettore ausiliario - Sost. *Work light switch - Rep.*
		•	•	•	•	•	•	•	•	•	•	•	•	•	•	•	•	•	•		80-65 100 22A	0,30	Interruttore comando bloccaggio differenziale - Sost. *Differential lock control switch - Rep.*
		•	•	•	•	•	•	•	•	•	•	•	•	•	•	•	•	•	•		80-65 100 30A	0,30	Interruttore innesto doppia trazione - Sost. *4WD engagement switch - Rep.*

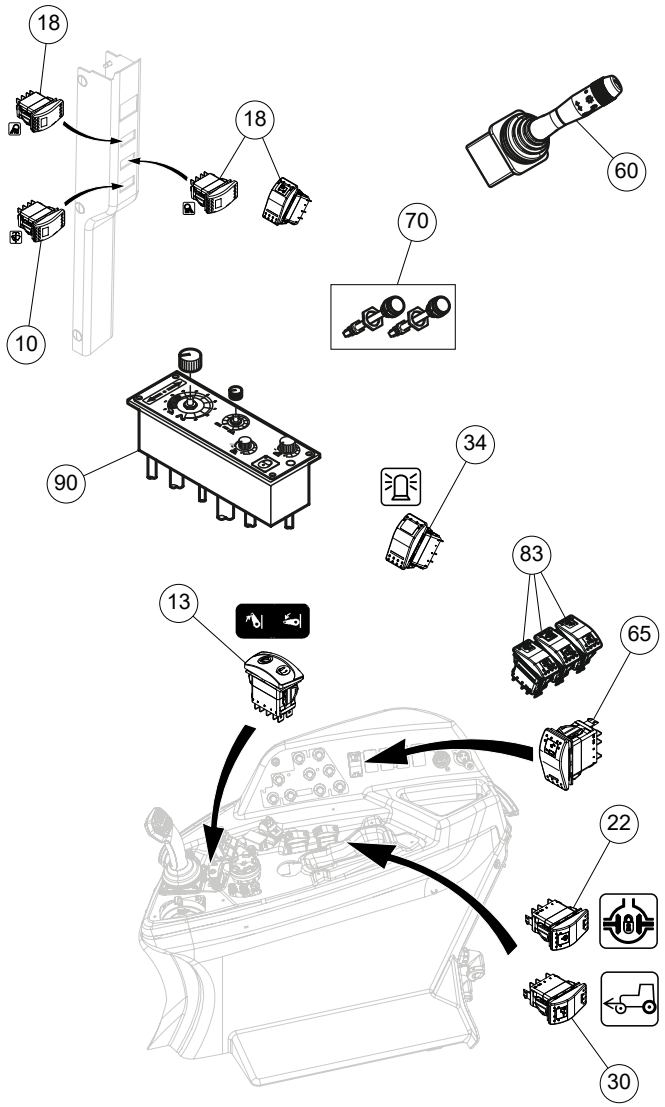

80-65 100 - INTERRUTTORI - SWITCHES (C0601A - E0609A - E0611A - F0102A - F0102B - F0105A - F0114A - F0114B - F0114E - F0114F - F0115C - F0115D - F0135A - F0140A - F0180B) 1/2

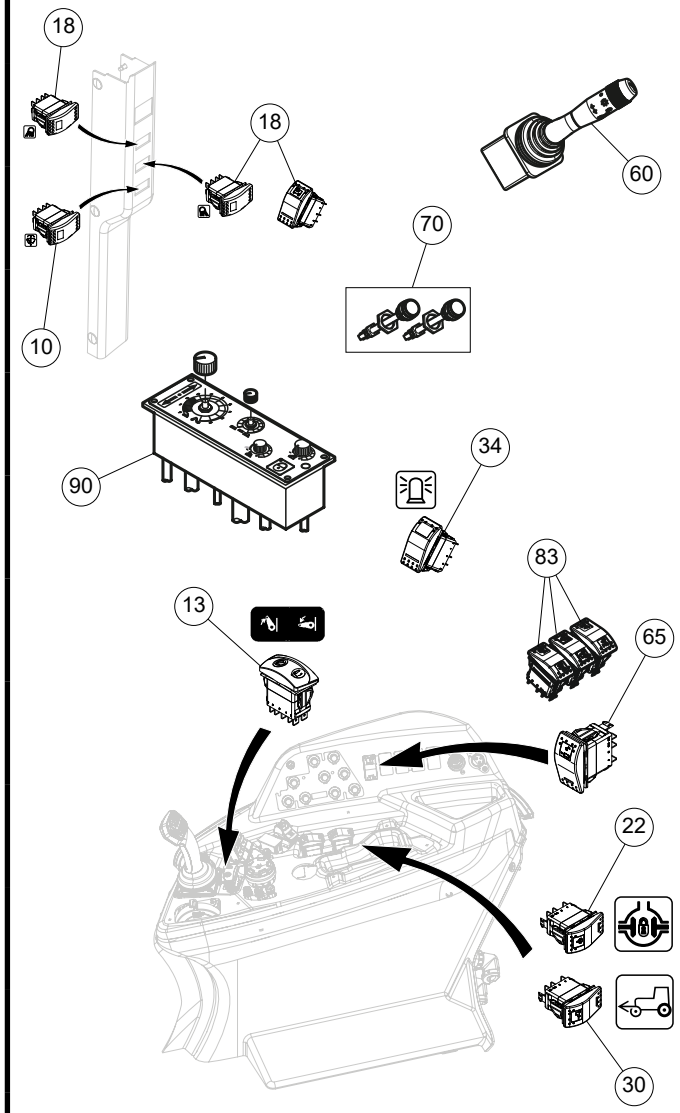

Cabina Cab	Piattaforma Open station	V 55 kW	V 67 kW	V 75 kW	VL 55 kW	VL 67 kW	VL 75 kW	F 55 kW	F 67 kW	F 75 kW	FL 55 kW	FL 67 kW	FL 75 kW	FB 55 kW	FB 67 kW	FB 75 kW	VLB 55 kW	VLB 67 kW	VLB 75 kW	Op. prec. / Prev. op.	Codice / Code		Descrizione / Description
•	•	•	•	•	•	•	•	•	•	•	•	•	•	•	•	•	•	•	•		80-65 100 34A	0,30	Interruttore comando girofaro - Sost. *Switch, revolving beacon - Rep.*
•	•	•	•	•	•	•	•	•	•	•	•	•	•	•	•	•	•	•	•		80-65 100 60A	0,30	Leva multifunzione - Sost. *Multi-Function Handle - Rep.*
•	•	•	•	•	•	•	•	•	•	•	•	•	•	•	•	•	•	•	•		80-65 100 70A	0,30	Interruttore set/menu - Sost. *Set/menu switch - Rep.*
•	•	•	•	•	•	•	•	•	•	•											80-65 100 83A	0,30	Interruttore comando sollevatore elettronico (uno) - Sost. *Electronic lift switch (one) - Rep.*
•	•	•	•	•	•	•	•	•	•	•	•	•	•								80-65 100 90A	0,45	Pannello regolatore sollevatore elettronico ed elettrovalvole posteriori - Sost. *Electronic lift and rear electronic valve control panel - Rep.*

80-65 100 - INTERRUTTORI - SWITCHES (C0601A - E0609A - E0611A - F0102A - F0102B - F0105A - F0114A - F0114B - F0114E - F0114F - F0115C - F0115D - F0135A - F0140A - F0180B) 2/2

Agricube PRO

Cabina Cab	•	V			VL			F			FL			FB			VLB			Op. prec. / Prev. op.	Codice / Code		Descrizione / Description
Piattaforma Open station	•	55 kW	67 kW	75 kW	55 kW	67 kW	75 kW	55 kW	67 kW	75 kW	55 kW	67 kW	75 kW	55 kW	67 kW	75 kW	55 kW	67 kW	75 kW				
		•	•	•	•	•	•	•	•	•	•	•	•	•	•	•	•	•	•		80-70 100 13A	0,20	Avvisatore acustico - Sost. *Horn - Rep.*
		•	•	•	•	•	•	•	•	•	•	•	•	•	•	•	•	•	•		80-70 100 18A	0,20	Presa di corrente unipolare e accendisigari- Sost. *Single-pole socket and cigarettes lighter- Rep.*
		•	•	•	•	•	•	•	•	•	•	•	•	•	•	•	•	•	•		80-70 100 22A	0,45	Centralina elettronica - Sost. compresa la calibrazione *Electronic unit - Rep. includes calibration*
		•	•	•	•	•	•	•	•	•	•	•	•	•	•	•	•	•	•		80-70 100 34A	0,40	Fanale luce targa - Sost. *Number plate light - Rep.*
		•	•	•	•	•	•	•	•	•	•	•	•	•	•	•	•	•	•		80-70 100 70A	0,30	Presa di corrente multipolare - Sost. *Multi-pole socket - Rep.*

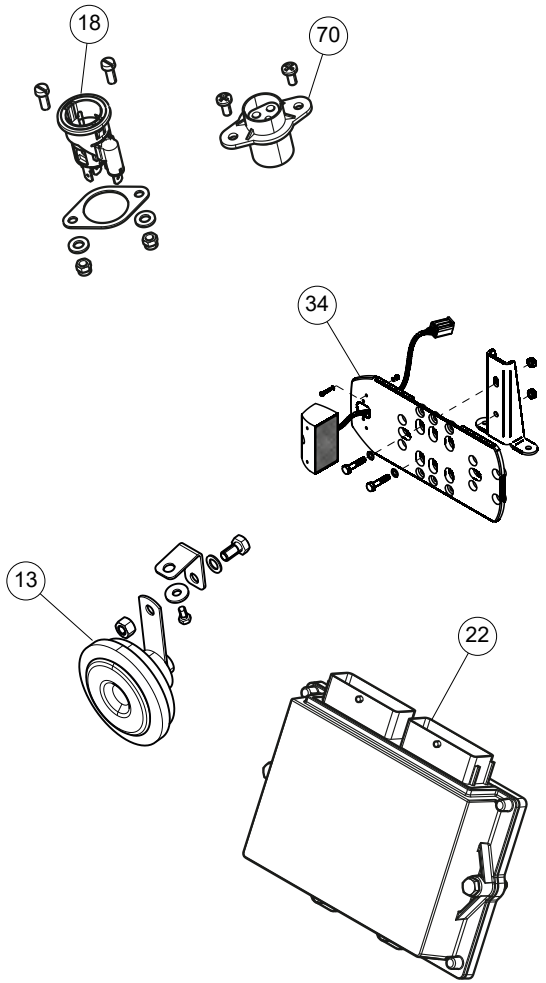

80-70 100 - COMPONENTI ELETTRICI - ELECTRICAL COMPONENTS (E0606A - E0607A - F0102A - F0112A - F0112B - F0112C - F0112D - F0115C - F0115D - F0138A - Y5000A)

Agricube PRO

Cabina Cab	•	V			VL			F			FL			FB			VLB		
Piattaforma Open station	•	55 kW	67 kW	75 kW	55 kW	67 kW	75 kW	55 kW	67 kW	75 kW	55 kW	67 kW	75 kW	55 kW	67 kW	75 kW	55 kW	67 kW	75 kW

Op. prec. / Prev. op.	Codice / Code		Descrizione / Description
	80-85 100 10A	2,60	Scatola fusibili - Sost. *Fuses box - Rep.*
	80-85 100 20A	0,10	Fusibili (uno) - Sost. *Fuses - (one) - Rep.*
	80-85 100 40A	0,20	Relè (uno) - Sost. *Relay (one) - Rep.*

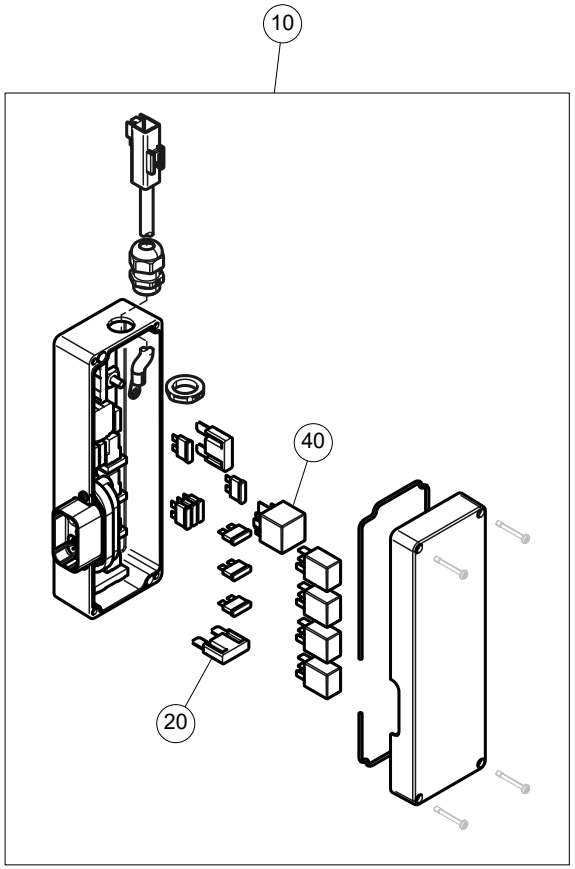

80-85 100 - SCATOLA FUSIBILI - FUSES BOX (F0145B)

Agricube PRO

Cabina Cab	•	V			VL			F			FL			FB			VLB			Op. prec. / Prev. op.	Codice / Code		Descrizione / Description
Piattaforma Open station	•	55 kW	67 kW	75 kW	55 kW	67 kW	75 kW	55 kW	67 kW	75 kW	55 kW	67 kW	75 kW	55 kW	67 kW	75 kW	55 kW	67 kW	75 kW				
		•	•	•	•	•	•	•	•	•	•	•	•	•	•	•	•	•	•		80-90 100 10A	0,90	Cavo cruscotto - Sost. *Dashboard cable - Rep.*
		•	•	•	•	•	•	•	•	•	•	•	•	•	•	•	•	•	•		80-90 100 13A	0,20	Intermittenza per indicatori di direzione - Sost. *Turn signal intermittent switch - Rep.*
		•	•	•	•	•	•	•	•	•	•	•	•	•	•	•	•	•	•		80-90 100 25A	0,30	Relè - Sost. *Relay - Rep.*

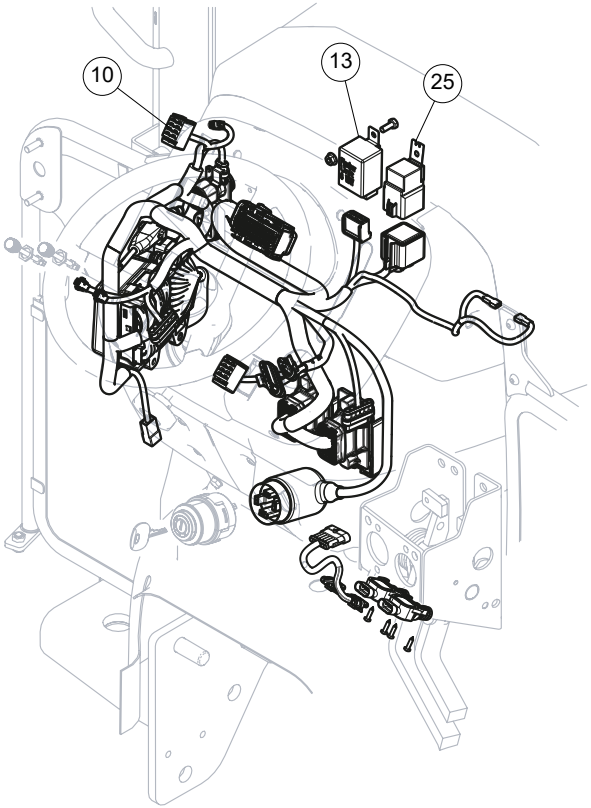

80-105 100 - CAVO CRUSCOTTO - DASHBOARD CABLE (F0114A - F0114B)

Agricube PRO

Cabina / Cab	V			VL			F			FL			FB			VLB			Op. prec. / Prev. op.	Codice / Code		Descrizione / Description
Piattaforma / Open station	55 kW	67 kW	75 kW	55 kW	67 kW	75 kW	55 kW	67 kW	75 kW	55 kW	67 kW	75 kW	55 kW	67 kW	75 kW	55 kW	67 kW	75 kW				
•	•	•	•	•	•	•	•	•	•	•	•	•							110-50 100 40A	80-110 100 10B	0,50	Fascio cavi comandi lato destro cabina - Sost. *RH controls wiring harness - Rep.*

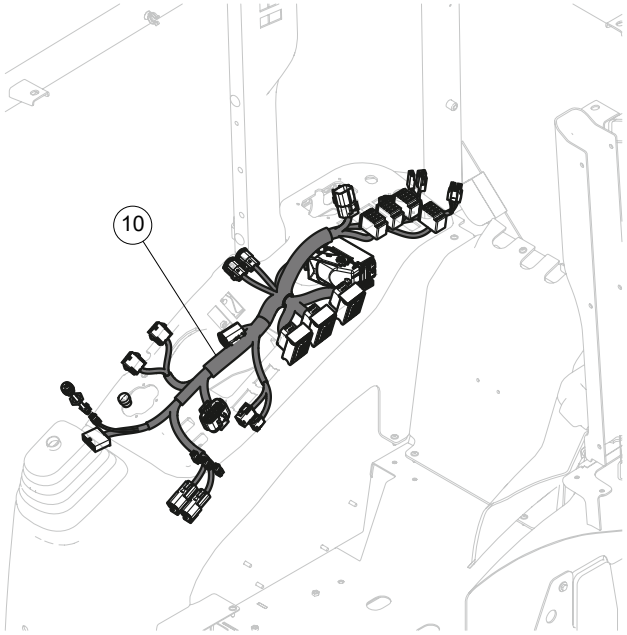

80-110 100 - FASCIO CAVI COMANDI LATO DESTRO CABINA - RH SIDE CAB CONTROLS WIRING HARNESS (F0116A - F0116B - F0116C)

Agricube PRO

Cabina Cab / Piattaforma Open station	V 55 kW	V 67 kW	V 75 kW	VL 55 kW	VL 67 kW	VL 75 kW	F 55 kW	F 67 kW	F 75 kW	FL 55 kW	FL 67 kW	FL 75 kW	FB 55 kW	FB 67 kW	FB 75 kW	VLB 55 kW	VLB 67 kW	VLB 75 kW	Op. prec. / Prev. op.	Codice / Code		Descrizione / Description
	●	●	●	●	●	●	●	●	●	●	●	●								80-160 100 10A	1,20	Cavi deport - Sost. *Deport wiring harness - Rep.*

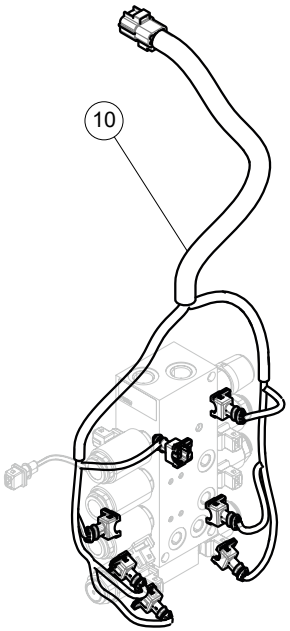

80-160 100 - CAVI DEPORT - DEPORT WIRING HARNESS (F0135A - F0136B)

Agricube PRO

Cabina Cab	•	V			VL			F			FL			FB			VLB		
Piattaforma Open station	•	55 kW	67 kW	75 kW	55 kW	67 kW	75 kW	55 kW	67 kW	75 kW	55 kW	67 kW	75 kW	55 kW	67 kW	75 kW	55 kW	67 kW	75 kW

Op. prec. / Prev. op.	Codice / Code		Descrizione / Description
	80-165 100 10A	0,30	Cavo serbatoio ausiliario - Sost. *Additional fuel tank wiring harness - Rep.*

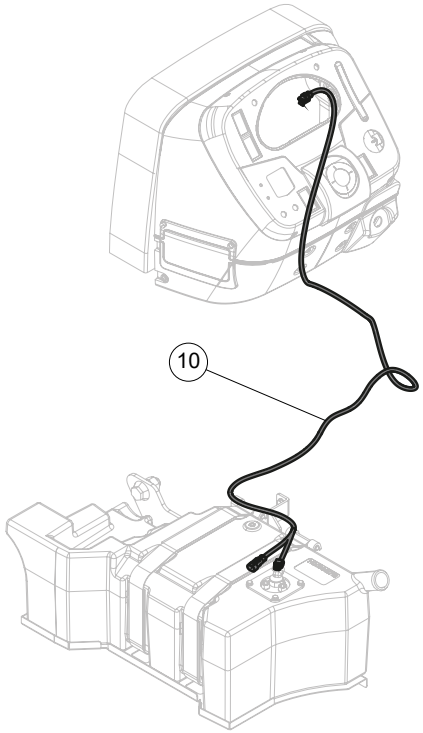

80-165 100 - CAVO SERBATOIO AUSILIARIO - ADDITIONAL FUEL TANK WIRING HARNESS (F0134A - F0134B)

Agricube PRO

	Cabina Cab	Piattaforma Open station	V 55 kW	V 67 kW	V 75 kW	VL 55 kW	VL 67 kW	VL 75 kW	F 55 kW	F 67 kW	F 75 kW	FL 55 kW	FL 67 kW	FL 75 kW	FB 55 kW	FB 67 kW	FB 75 kW	VLB 55 kW	VLB 67 kW	VLB 75 kW	Op. prec. / Prev. op.	Codice / Code		Descrizione / Description
	•	•	•	•	•	•	•	•	•	•	•	•	•	•								80-175 100 14A	0,50	Sensore di sterzata - Sost. *Steering sensor - Rep.*
			•	•	•	•	•	•	•	•	•	•	•	•								80-175 100 19A	1,00	Cablaggio sterzo - Sost. *Steering cable- Rep.*
			•	•	•	•	•	•	•	•	•	•	•	•								80-175 100 22A	0,30	Interruttore comando sterzo - Sost. *Switch, control steering - Rep.*

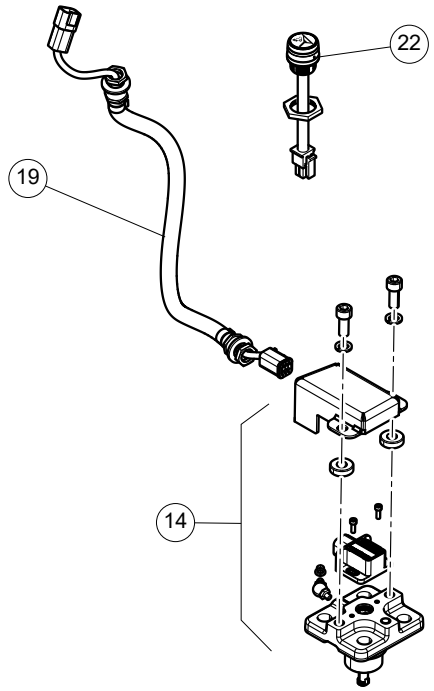

80-175 100 - SENSORE DI STERZATA - STEERING CONTROL SYSTEM (E0209A - E0209B - E0209C - E0209D)

Agricube PRO

	Cabina Cab	Piattaforma Open station	V 55 kW	V 67 kW	V 75 kW	VL 55 kW	VL 67 kW	VL 75 kW	F 55 kW	F 67 kW	F 75 kW	FL 55 kW	FL 67 kW	FL 75 kW	FB 55 kW	FB 67 kW	FB 75 kW	VLB 55 kW	VLB 67 kW	VLB 75 kW	Op. prec. / Prev. op.	Codice / Code		Descrizione / Description
	•	•				•	•	•	•	•	•	•	•	•	•	•	•	•	•	•		80-180 100 10A	0,20	Cablaggio valvola freno rimorchio - Sost. *Trailer brake valve wiring harness - Rep.*
						•	•	•	•	•	•	•	•	•	•	•	•	•	•	•		80-180 100 20A	0,25	Pulsante - Sost. *Button - Rep.*
						•	•	•	•	•	•	•	•	•	•	•	•	•	•	•		80-180 100 30A	0,25	Relè (uno) - Sost. *Relay (one) - Rep.*

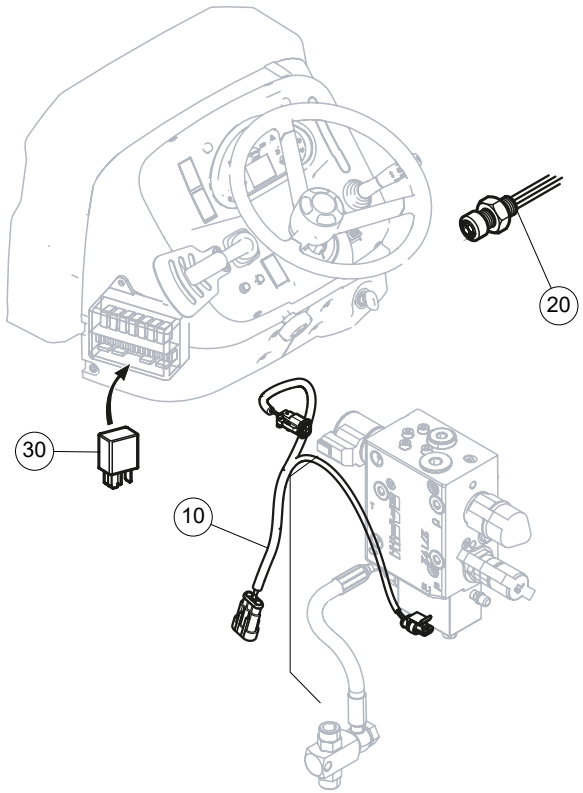

80-180 100 - COMPONENTI ELETTRICI VALVOLA FRENO RIMORCHIO - TRAILER BRAKE VALVE ELECTRICAL COMPONENTS (F0117A)

Agricube PRO

		V			VL			F			FL			FB			VLB			Op. prec. / Prev. op.	Codice / Code		Descrizione / Description
Cabina / Cab	●	55 kW	67 kW	75 kW	55 kW	67 kW	75 kW	55 kW	67 kW	75 kW	55 kW	67 kW	75 kW	55 kW	67 kW	75 kW	55 kW	67 kW	75 kW				
Piattaforma / Open station	●	●	●	●	●	●	●	●	●	●	●	●	●	●	●	●	●	●	●		100-05 100 10A	0,15	Cassetta porta attrezzi - Sost. *Tool box - Rep.*

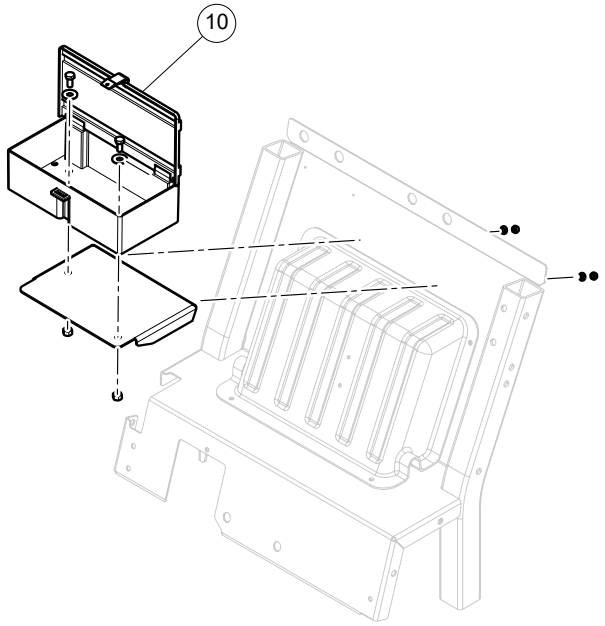

100-05 100 - CASSETTA PORTA ATTREZZI - TOOL BOX (G0508A - G0508B)

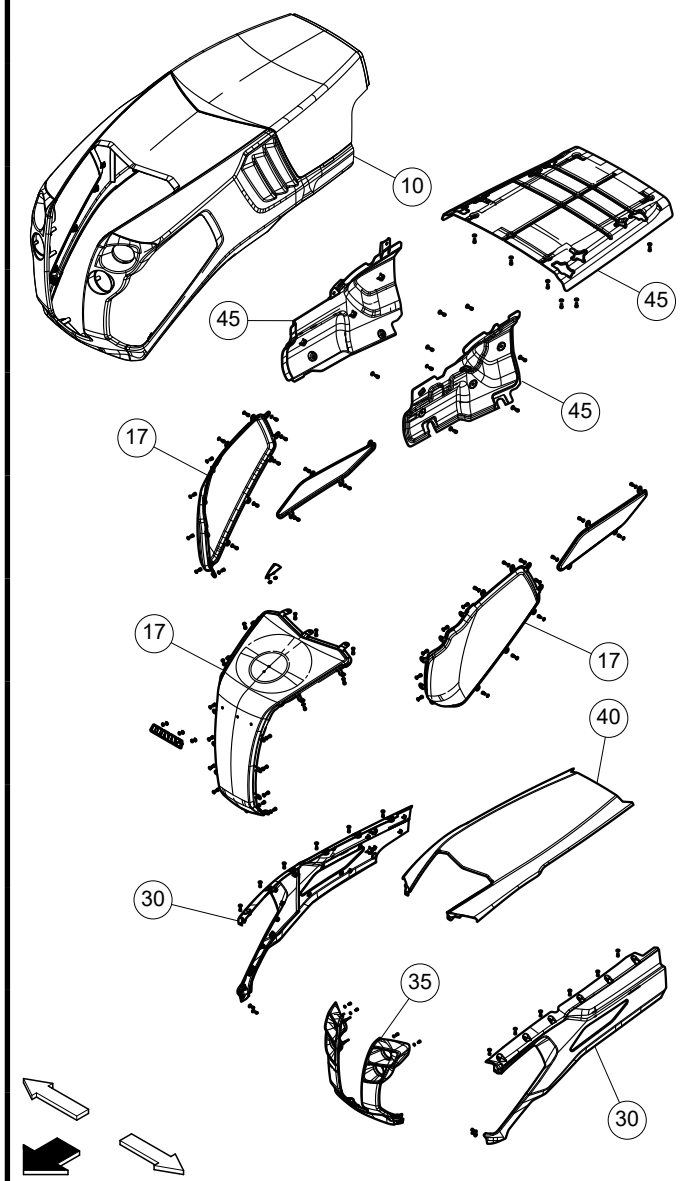

Cabina Cab	•	V			VL			F			FL			FB			VLB			Op. prec. / Prev. op.	Codice / Code		Descrizione / Description
Piattaforma Open station	•	55 kW	67 kW	75 kW	55 kW	67 kW	75 kW	55 kW	67 kW	75 kW	55 kW	67 kW	75 kW	55 kW	67 kW	75 kW	55 kW	67 kW	75 kW				
		•	•	•	•	•	•	•	•	•	•	•	•	•	•	•	•	•	•		100-10 100 10A	0,35	Cofanatura ribaltabile - Sost. *Tilting cowling - Rep.*
		•	•	•	•	•	•	•	•	•	•	•	•	•	•	•	•	•	•		100-10 100 17A	0,55	Griglie su cofanatura - Sost. *Engine hood grills - Rep.*
		•	•	•	•	•	•	•	•	•	•	•	•	•	•	•	•	•	•	100-10 100 10A	100-10 100 30B	0,60	Fianchetto centrale D. o S. cofanatura - Sost. a cofanatura ribaltabile *Central side panel, RH or LH - Rep. w/ tilting cowling removed*
		•	•	•	•	•	•	•	•	•	•	•	•	•	•	•	•	•	•	100-10 100 10A	100-10 100 35B	0,50	Supporto fanali anteriori - Sost. a cofanatura ribaltabile *Front light arm - Rep. w/tilting cowling removed*
		•	•	•	•	•	•	•	•	•	•	•	•	•	•	•	•	•	•	100-10 100 10A	100-10 100 40B	1,00	Cofano superiore - Sost. a cofanatura ribaltabile *Upper hood - Rep. w/tilting cowling removed*
		•	•	•	•	•	•	•	•	•	•	•	•	•	•	•	•	•	•	100-10 100 10A	100-10 100 45B	0,50	Riparo termico - Sost. a cofanatura ribaltabile *Heat shield - Rep. w/tilting cowling removed*

100-10 100 - COFANO - HOOD (G0401A - G0401B - G0402A - G0402B - G0406A)

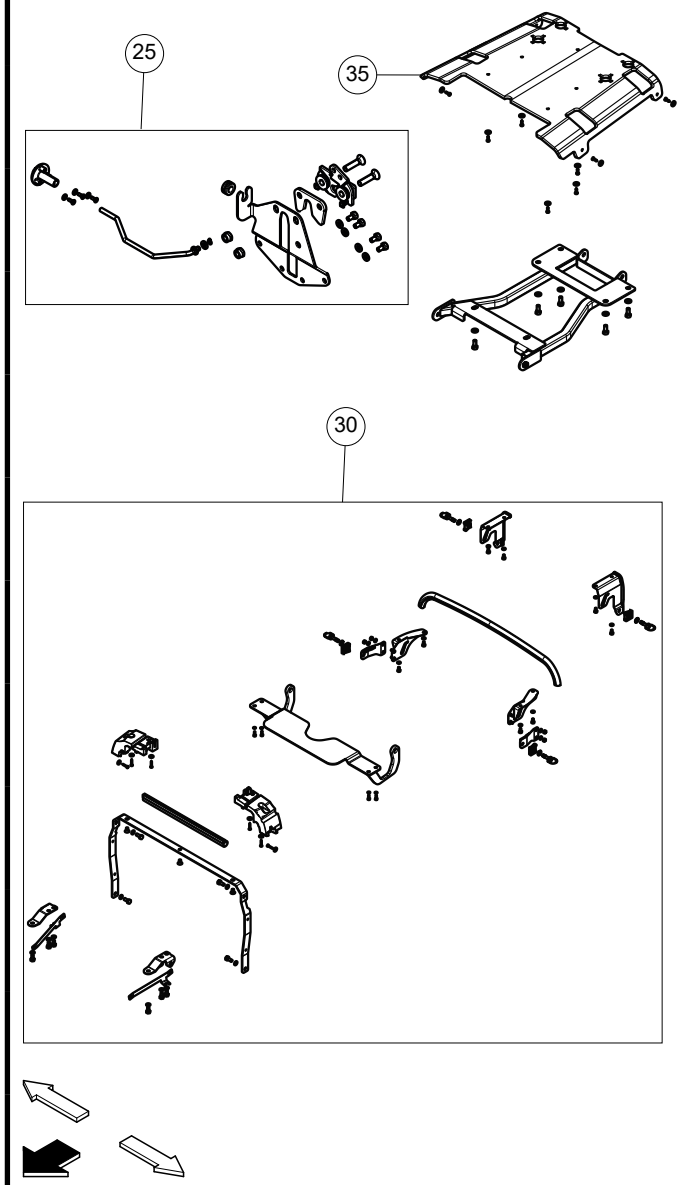

Cabina Cab	•	V			VL			F			FL			FB			VLB			Op. prec. / Prev. op.	Codice / Code		Descrizione / Description
Piattaforma Open station	•	55 kW	67 kW	75 kW	55 kW	67 kW	75 kW	55 kW	67 kW	75 kW	55 kW	67 kW	75 kW	55 kW	67 kW	75 kW	55 kW	67 kW	75 kW				
		•	•	•	•	•	•	•	•	•	•	•	•	•	•	•	•	•	•		100-25 100 25A	0,70	Serratura chiusura cofanatura - Sost. *Hood catch - Rep.*
		•	•	•	•	•	•	•	•	•	•	•	•	•	•	•	•	•	•		100-25 100 30A	0,20	Dispositivo incernieramento cofanatura - Sost. *Cowling pivoting assembly - Rep.*
		•	•	•	•	•	•	•	•	•	•	•	•	•	•	•	•	•	•		100-25 100 35A	0,20	Pannello centrale interno confano - Sost. *Engine hood internal panel - Rep.*

100-25 100 - FISSAGGI COFANO - HOOD ATTACHMENTS (G0403A - G0403B - G0404A - G0404B - G0407A - G0407B)

Agricube PRO

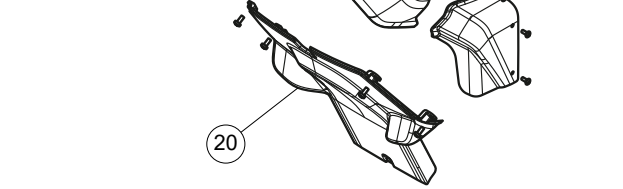

Cabina Cab	•	V			VL			F			FL			FB			VLB			Op. prec. / Prev. op.	Codice / Code		Descrizione / Description
Piattaforma Open station	•	55 kW	67 kW	75 kW	55 kW	67 kW	75 kW	55 kW	67 kW	75 kW	55 kW	67 kW	75 kW	55 kW	67 kW	75 kW	55 kW	67 kW	75 kW				
		•	•	•	•	•	•	•	•	•	•	•	•	•	•	•	•	•	•		100-30 100 10A	0,15	Pannello laterale D. o S. protezione sotto plancia portastrumenti - Sost. *Dash panel underframe side panel, LH or RH - Rep.*
		•	•	•	•	•	•	•	•	•	•	•	•	•	•	•	•	•	•		100-30 100 12A	0,60	Plancia portacomandi - S.R. *Instrument panel - R./l.*
		•	•	•	•	•	•	•	•	•	•	•	•	•	•	•	•	•	•		100-30 100 16A	0,65	Protezione su plancia portastrumenti - Sost. *Instrument panel protection items - Rep.*
		•	•	•	•	•	•	•	•	•	•	•	•	•	•	•	•	•	•		100-30 100 20A	0,15	Pannello centrale - Sost. *Dash central panel - Rep.*

100-30 100 - PANNELLI CRUSCOTTO - DASHBOARD PANELS (G0408A - G0408B - G0408C - G0408D - G0408E - G0408F - G0408G - G0408H - G0408I - G0408J)

Agricube PRO

Cabina Cab	V			VL			F			FL			FB			VLB			Op. prec. / Prev. op.	Codice / Code		Descrizione / Description
Piattaforma Open station	55 kW	67 kW	75 kW	55 kW	67 kW	75 kW	55 kW	67 kW	75 kW	55 kW	67 kW	75 kW	55 kW	67 kW	75 kW	55 kW	67 kW	75 kW				
	●	●	●	●	●	●	●	●	●	●	●	●	●	●	●	●	●	●		100-35 100 50A	0,25	Parafango anteriore D. o S. - Sost. *Front fender, RH or LH - Rep.*
	●	●	●	●	●	●	●	●	●	●	●	●	●	●	●	●	●	●	100-35 100 50A	100-35 100 54B	0,25	Supporto parafango D. o S. - S.R. a parafango anteriore staccato *Fender support, RH or LH - R./I. w/front fender removed*

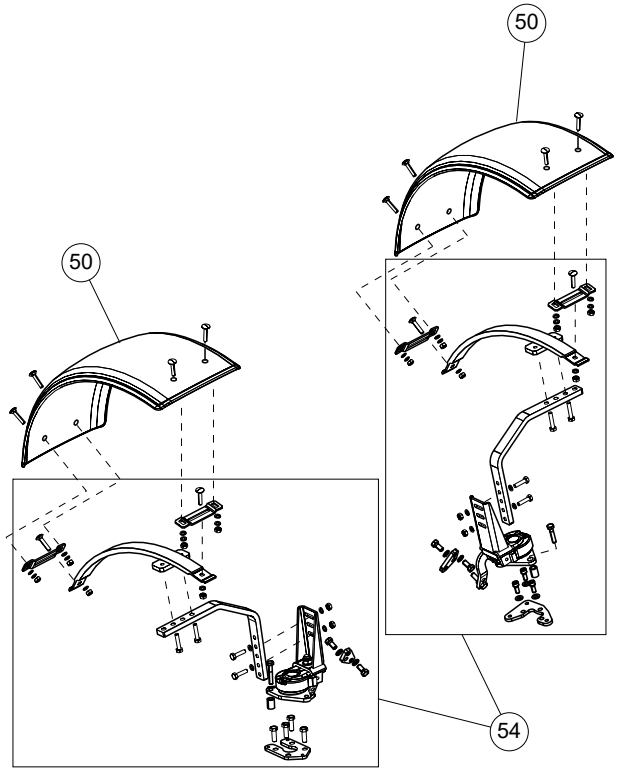

100-35 100 - PARAFANGHI ANTERIORI - FRONT FENDERS (G0301A - G0301B - G0301C - G0301D - G0301E - G0301F - G0301G)

Agricube PRO

Cabina Cab	•	V			VL			F			FL			FB			VLB			Op. prec. / Prev. op.	Codice / Code		Descrizione / Description
Piattaforma Open station	•	55 kW	67 kW	75 kW	55 kW	67 kW	75 kW	55 kW	67 kW	75 kW	55 kW	67 kW	75 kW	55 kW	67 kW	75 kW	55 kW	67 kW	75 kW				
								•	•	•	•	•	•	•	•	•	•	•	•		100-40 100 10A	1,10	Parafango D. o S. piattaforma - S.R. *Platform fender, RH or LH - R./l.*
		•	•	•	•	•	•	•	•	•	•	•	•								100-40 100 15A	1,30	Parafango D. o S. cabina - S.R. *Cab fender, RH or LH - R./l.*
		•	•	•	•	•	•	•	•	•	•	•	•	•	•	•	•	•	•		100-40 100 30A	0,40	Riparo inferiore parafango D. o S. - S.R *Fender lower guard, R.H. or L.H. - R./l.*
								•	•	•	•	•	•	•	•	•	•	•	•		100-40 100 40A	0,20	Mancorrente D. o S. - S.R. *Handrail, RH or LH - R./l.*

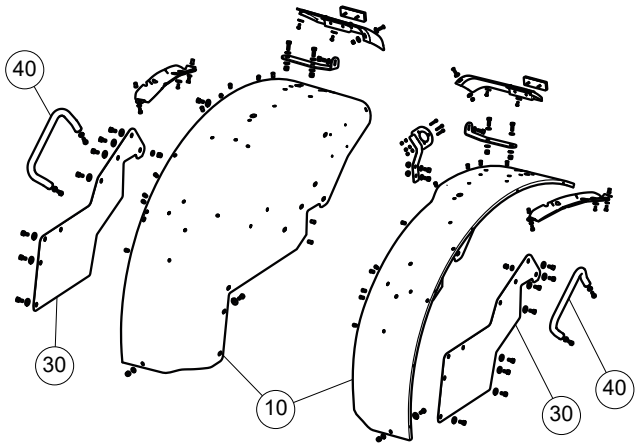

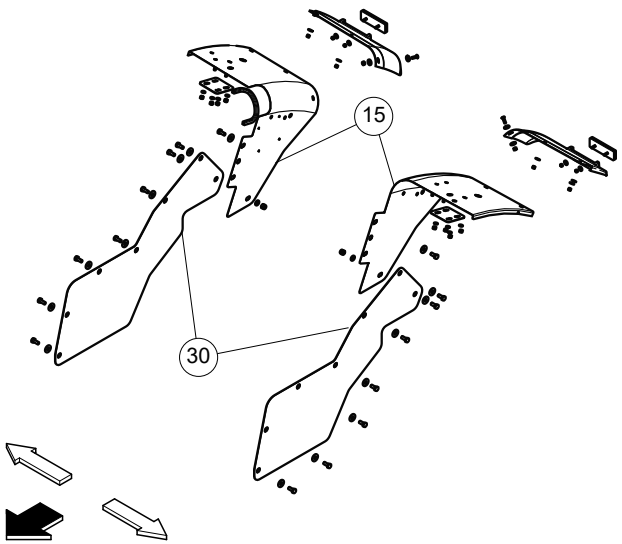

100-40 100 - PARAFANGHI POSTERIORI - REAR FENDERS (G0302A - G0302B - G0302C - G0302D)

Agricube PRO

Cabina Cab	•	V			VL			F			FL			FB			VLB		
Piattaforma Open station	•	55 kW	67 kW	75 kW	55 kW	67 kW	75 kW	55 kW	67 kW	75 kW	55 kW	67 kW	75 kW	55 kW	67 kW	75 kW	55 kW	67 kW	75 kW

Op. prec. / Prev. op.	Codice / Code		Descrizione / Description
	100-45 100 30A	0,30	Estensione parafanghi D. o S. - Sost. *Fenders extensions, RH or LH - Rep.*

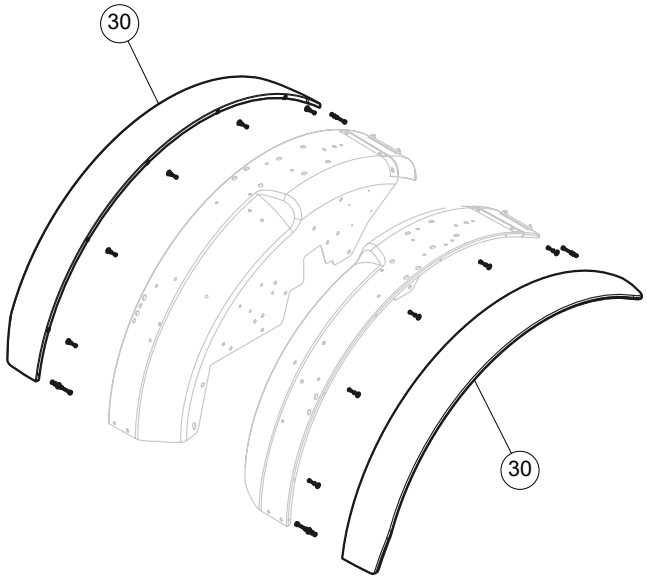

100-45 100 - ESTENSIONI PARAFANGHI - FENDERS EXTENSIONS (G0303A - G0303B - G0303C)

Agricube PRO	Cabina / Cab	Piattaforma / Open station	V 55 kW	V 67 kW	V 75 kW	VL 55 kW	VL 67 kW	VL 75 kW	F 55 kW	F 67 kW	F 75 kW	FL 55 kW	FL 67 kW	FL 75 kW	FB 55 kW	FB 67 kW	FB 75 kW	VLB 55 kW	VLB 67 kW	VLB 75 kW	Op. prec. / Prev. op.	Codice / Code		Descrizione / Description
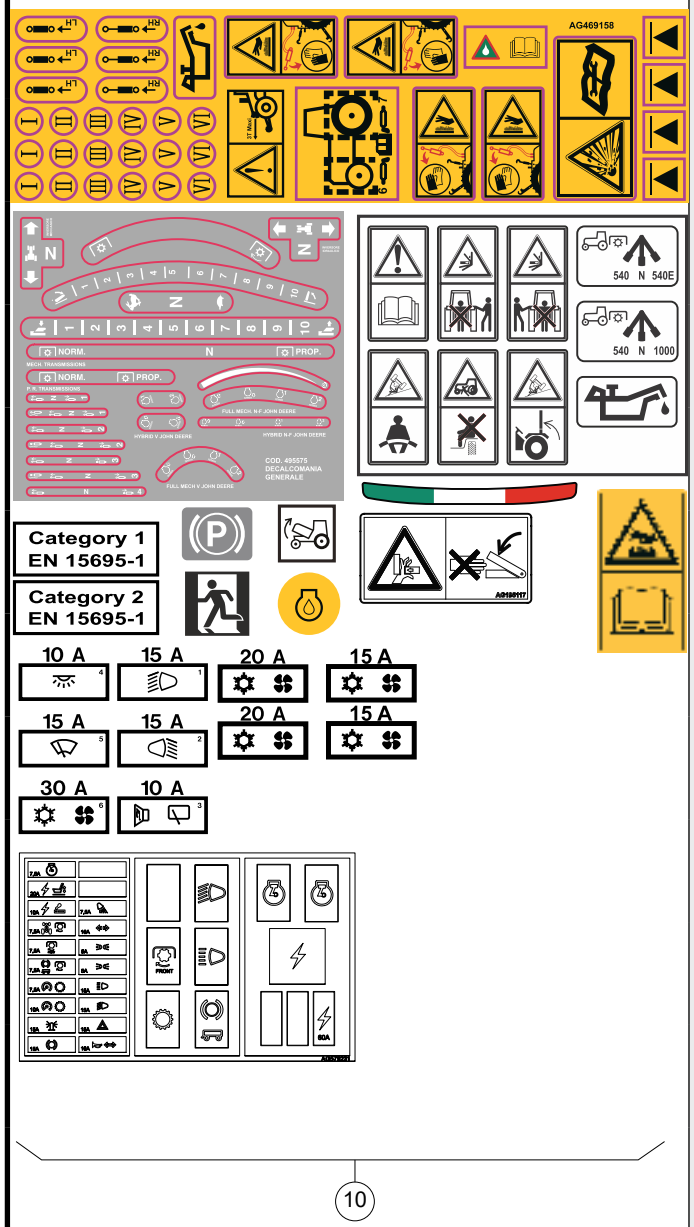	•	•	•	•	•	•	•	•	•	•	•	•	•	•	•	•	•	•	•	•		100-50 100 10A	0,15	Decalcomanie di sicurezza o funzionali (una) - Sost. *Safety or functional decals (one) - Rep.*

100-50 100 - DECALCOMANIE - DECALS (G0504A - G0506B - G0506C - G0507A - G0511A - G0511B - G0512A)

Agricube PRO		V			VL			F			FL			FB			VLB			Op. prec. / Prev. op.	Codice / Code		Descrizione / Description
	Cabina / Cab •	55 kW	67 kW	75 kW	55 kW	67 kW	75 kW	55 kW	67 kW	75 kW	55 kW	67 kW	75 kW	55 kW	67 kW	75 kW	55 kW	67 kW	75 kW				
	Piattaforma / Open station •	•	•	•	•	•	•	•	•	•	•	•	•	•	•	•	•	•	•		100-51 100 15A	0,45	Decalcomanie denominazione macchina (una) - Sost. *Machine model designation decals (one) - Rep.*

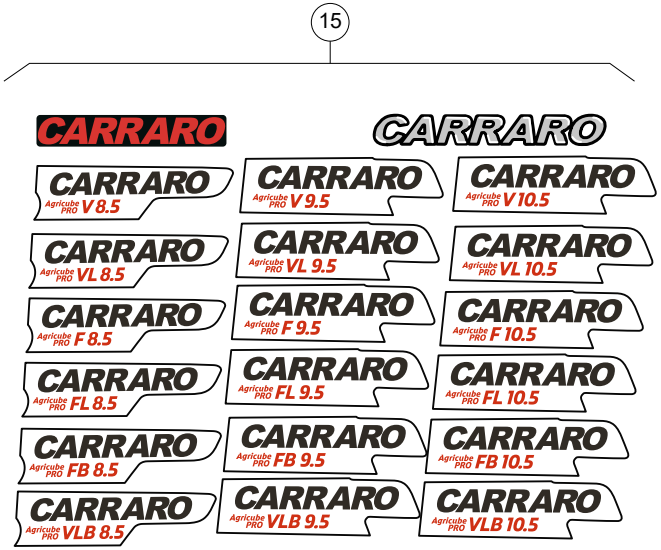

100-51 100 - DECALCOMANIE DENOMINAZIONE MACCHINA - MACHINE MODEL DESIGNATION DECALS (G0504B - G0504C - G0504D - G0504E - G0504F - G0504G - G0504H - G0504I - G0504J - G0504K - G0504L - G0504M - G0504N)

Agricube PRO

Cabina Cab		V			VL			F			FL			FB			VLB			Op. prec. / Prev. op.	Codice / Code		Descrizione / Description
Piattaforma Open station	●	55 kW	67 kW	75 kW	55 kW	67 kW	75 kW	55 kW	67 kW	75 kW	55 kW	67 kW	75 kW	55 kW	67 kW	75 kW	55 kW	67 kW	75 kW				
								●	●	●	●	●	●	●	●	●	●	●	●		100-55 100 10A	0,15	Decalcomanie antiscivolo - Sost. *Anti slip strips - Rep.*

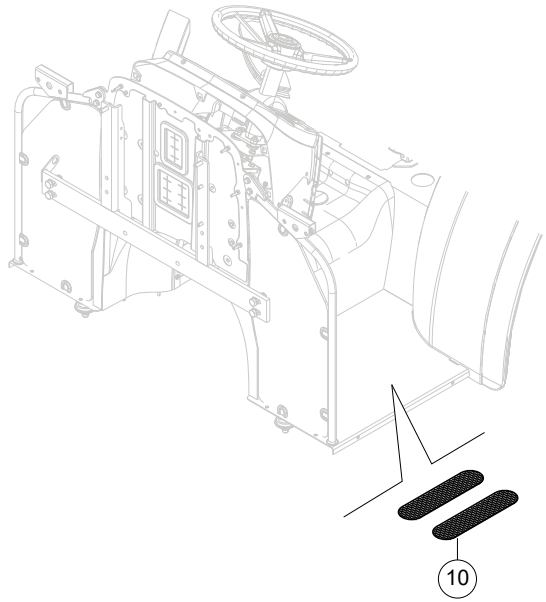

100-55 100 - DECALCOMANIE ANTISCIVOLO E INSONORIZZANTI - ANTI SLIP STRIPS AND SOUND PROOFING (G0220A)

Agricube PRO

Cabina / Cab	V			VL			F			FL			FB			VLB			Op. prec. / Prev. op.	Codice / Code		Descrizione / Description
Piattaforma / Open station	55 kW	67 kW	75 kW	55 kW	67 kW	75 kW	55 kW	67 kW	75 kW	55 kW	67 kW	75 kW	55 kW	67 kW	75 kW	55 kW	67 kW	75 kW				
	●	●	●	●	●	●	●	●	●	●	●	●	●	●	●	●	●	●		100-60 100 10A	0,10	Pannelli laterali cofano (uno) - Sost. *Side panels (one) - Rep.*
	●	●	●	●	●	●	●	●	●	●	●	●	●	●	●	●	●	●		100-60 100 12A	0,20	Elementi di fissaggio - Sost. *Fixing elements - Rep.*
	●	●	●	●	●	●	●	●	●	●	●	●	●	●	●	●	●	●	100-60 100 10A	100-60 100 20B	0,10	Pannello isolante - Sost. *Insulation panel - Rep.*

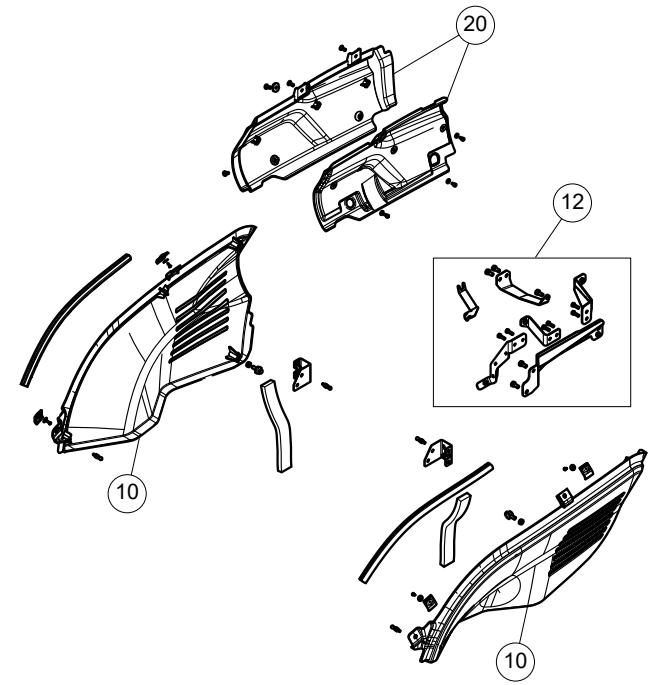

100-60 100 - PANNELLI LATERALI COFANO - HOOD SIDE PANELS (G0405A - G0405B)

Agricube PRO

Cabina Cab		V			VL			F			FL			FB			VLB			Op. prec. / Prev. op.	Codice / Code		Descrizione / Description
Piattaforma Open station	•	55 kW	67 kW	75 kW	55 kW	67 kW	75 kW	55 kW	67 kW	75 kW	55 kW	67 kW	75 kW	55 kW	67 kW	75 kW	55 kW	67 kW	75 kW				
														•	•	•	•	•	•		100-70 100 10A	0,25	Protezione distributore servizi - Sost. *Service control valve protection - Rep.*

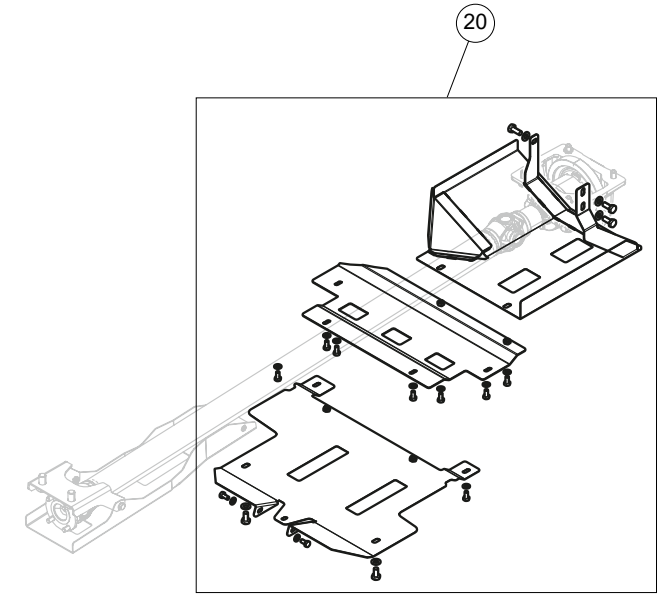

100-70 100 - PROTEZIONE DISTRIBUTORE SERVIZI - SERVICE CONTROL VALVE PROTECTION (C0726B - C0726H)

Agricube PRO

Cabina / Cab	V			VL			F			FL			FB			VLB			Op. prec. / Prev. op.	Codice / Code		Descrizione / Description
Piattaforma / Open station	55 kW	67 kW	75 kW	55 kW	67 kW	75 kW	55 kW	67 kW	75 kW	55 kW	67 kW	75 kW	55 kW	67 kW	75 kW	55 kW	67 kW	75 kW				
	●	●	●	●	●	●	●	●	●	●	●	●								110-05 100 10A	0,50	Elementi anteriori di fissaggio cabina - Sost. *Cab front mounting elements - Rep.*
	●	●	●	●	●	●	●	●	●	●	●	●								110-05 100 17A	0,50	Elementi posteriori di fissaggio cabina - Sost. *Cab rear mounting elements - Rep.*
	●	●	●	●	●	●	●	●	●	●	●	●								110-05 100 23A	0,80	Supporto anteriore fissaggio cabina - Sost *Cab front support - Rep.*
	●	●	●	●	●	●	●	●	●	●	●	●								110-05 100 30A	0,80	Supporto posteriore fissaggio cabina - Sost *Cab rear support - Rep.*

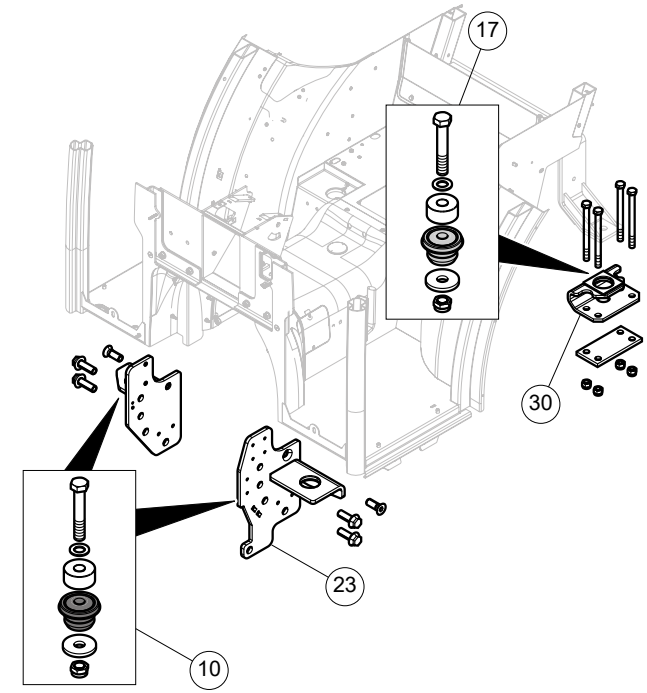

110-05 100 - SUPPORTI CABINA - CAB SUPPORTS (H0130A - H0130B - H0130C - H0130D)

Agricube PRO

Cabina / Cab	V			VL			F			FL			FB			VLB			Op. prec. / Prev. op.	Codice / Code		Descrizione / Description
Piattaforma / Open station	55 kW	67 kW	75 kW	55 kW	67 kW	75 kW	55 kW	67 kW	75 kW	55 kW	67 kW	75 kW	55 kW	67 kW	75 kW	55 kW	67 kW	75 kW				
•	•	•	•	•	•	•	•	•	•	•	•	•								110-10 100 10A	6,00	Complessivo cabina - S.R. *Cab assembly - R./I.*

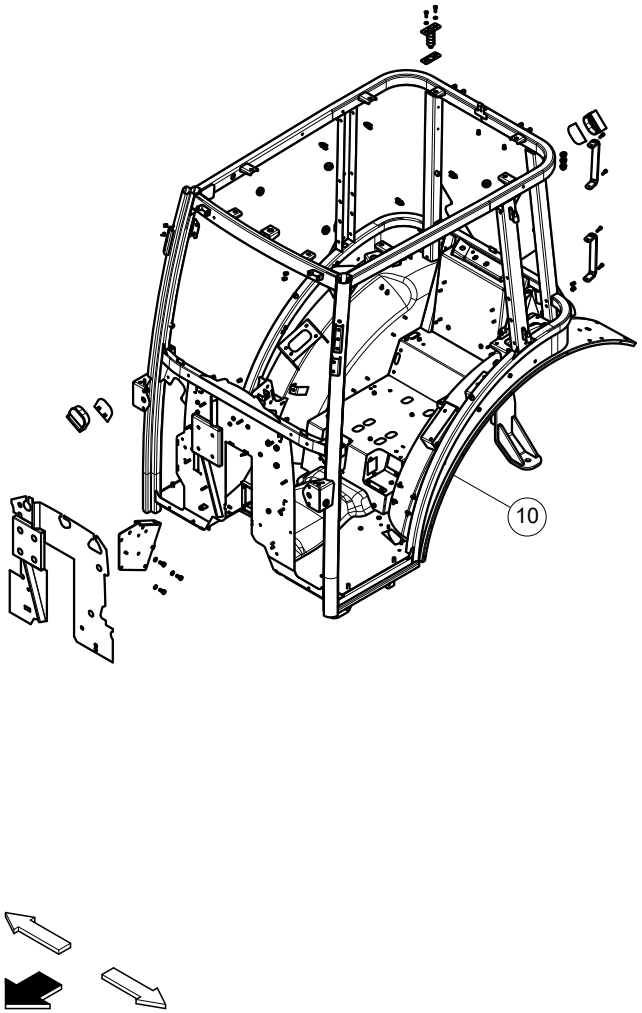

110-10 100 - CABINA - CAB (H0100A - H0100B - H0100C)

Agricube PRO

Cabina / Cab	V			VL			F			FL			FB			VLB			Op. prec. / Prev. op.	Codice / Code		Descrizione / Description
Piattaforma / Open station	55 kW	67 kW	75 kW	55 kW	67 kW	75 kW	55 kW	67 kW	75 kW	55 kW	67 kW	75 kW	55 kW	67 kW	75 kW	55 kW	67 kW	75 kW				
28	●	●	●	●	●	●	●	●	●	●	●	●								110-15 100 14A	1,20	Rivestimento sottotetto cabina - Sost. *Cab headlining - Rep.*
	●	●	●	●	●	●	●	●	●	●	●	●							110-15 100 14A	110-15 100 19B	0,10	Guarnizione sottotetto cabina - Sost. a rivestimento staccato *Cab headlining gasket - Rep. w/headlining removed*
43	●	●	●	●	●	●	●	●	●	●	●	●								110-15 100 22A	1,20	Altoparlante - Sost. *Loudspeaker - Rep.*
38 19	●	●	●	●	●	●	●	●	●	●	●	●								110-15 100 28A	0,40	Coperchi aria condizionata/riscaldatore - Sost. *Cover for air conditioning/heater system - Rep.*
	●	●	●	●	●	●	●	●	●	●	●	●								110-15 100 38A	0,30	Antenna autoradio - Sost. *Radio set aerial - Rep.*
22 14	●	●	●	●	●	●	●	●	●	●	●	●								110-15 100 43A	1,00	Tettuccio cabina - Sost. *Cab roof - Rep.*

110-15 100 - TETTO CABINA - CAB ROOF (H0140A - H0140B - H0150A - H0150B - H0155A - H0155B - H0200A)

Agricube PRO

Cabina / Cab	V			VL			F			FL			FB			VLB			Op. prec. / Prev. op.	Codice / Code		Descrizione / Description
Piattaforma / Open station	55 kW	67 kW	75 kW	55 kW	67 kW	75 kW	55 kW	67 kW	75 kW	55 kW	67 kW	75 kW	55 kW	67 kW	75 kW	55 kW	67 kW	75 kW				
	●	●	●	●	●	●	●	●	●	●	●	●								110-25 100 10A	0,70	Cristallo parabrezza cabina - Sost. *Cab windshield glass - Rep.*
	●	●	●	●	●	●	●	●	●	●	●	●							110-25 100 10A	110-25 100 18B	0,10	Guarnizione cristallo parabrezza - Sost. a cristallo parabrezza staccato *Windshield glass strip - Rep. w/windshield glass removed*
	●	●	●	●	●	●	●	●	●	●	●	●								110-25 100 22A	0,20	Cerniera cristallo parabrezza (una) - Sost. *Windshield glass hinge (one) - Rep.*
	●	●	●	●	●	●	●	●	●	●	●	●								110-25 100 28A	0,20	Dispositivo chiusura parabrezza - Sost. *Windshield catch - Rep.*
	●	●	●	●	●	●	●	●	●	●	●	●								110-25 100 32A	0,10	Puntello telescopico sollevamento parabrezza - Sost. *Windshield telescopic prop - Rep.*

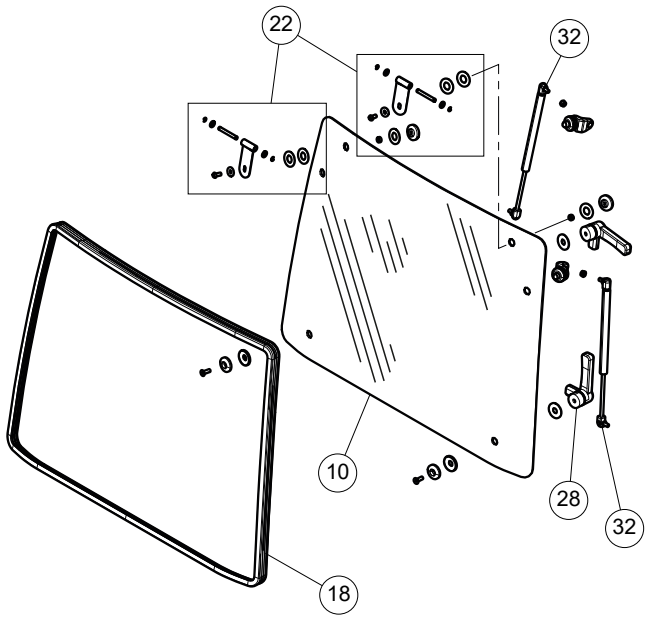

110-25 100 - PARABREZZA - WINDSHIELD GLASS (H0102A - H0102B)

Agricube PRO

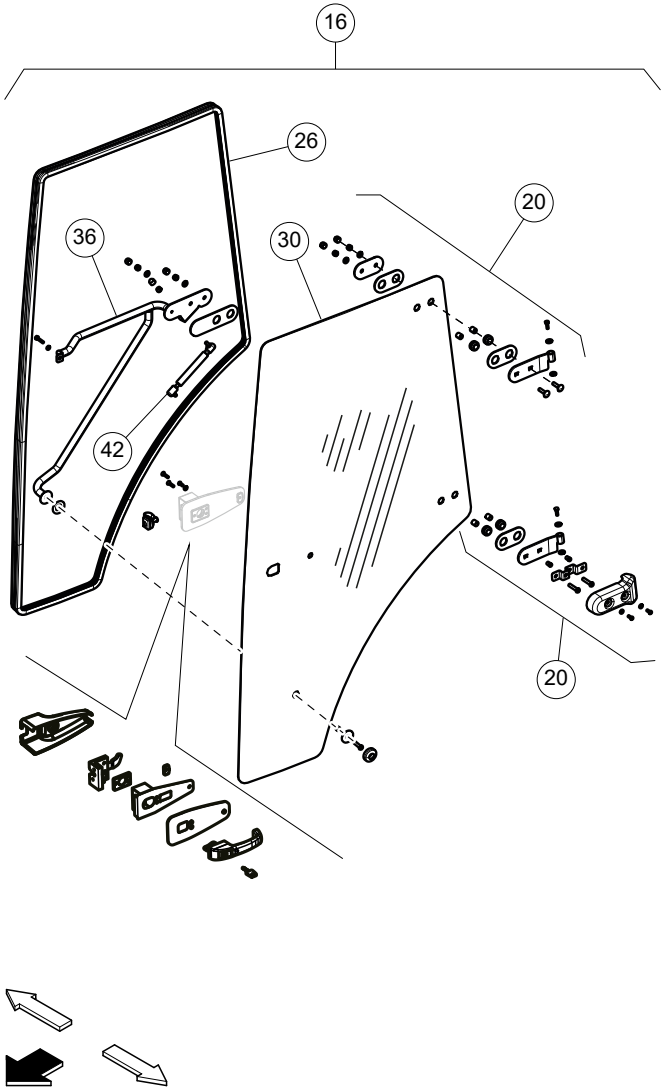

Cabina / Cab	V			VL			F			FL			FB			VLB			Op. prec. / Prev. op.	Codice / Code		Descrizione / Description
Piattaforma / Open station	55 kW	67 kW	75 kW	55 kW	67 kW	75 kW	55 kW	67 kW	75 kW	55 kW	67 kW	75 kW	55 kW	67 kW	75 kW	55 kW	67 kW	75 kW				
	●	●	●	●	●	●	●	●	●	●	●	●								110-30 100 10A	0,20	Allineamento e chiusura porta cabina (una) - Registrazione *Cab door alignment and locking (one) - Adjustment*
	●	●	●	●	●	●	●	●	●	●	●	●								110-30 100 16A	0,80	Porta D. o S. cabina - Sost. *Cab RH or LH door - Rep.*
	●	●	●	●	●	●	●	●	●	●	●	●							110-30 100 16A	110-30 100 20B	0,15	Cerniere porta cabina - Sost. a porta staccata *Cab door hinges - Rep. w/door removed*
	●	●	●	●	●	●	●	●	●	●	●	●							110-30 100 16A	110-30 100 26B	0,80	Guarnizione porta D. o S. cabina - Sost. a porta staccata *Cab door weatherstrip, RH or LH - Rep. w/ door removed*
	●	●	●	●	●	●	●	●	●	●	●	●							110-30 100 16A	110-30 100 30B	1,10	Cristallo porta cabina - Sost. a porta staccata *Cab door window - Rep. w/door removed*
	●	●	●	●	●	●	●	●	●	●	●	●								110-30 100 36A	0,30	Impugnatura con serratura porta cabina - Sost. *door handle w/lock - Rep.*

110-30 100 - PORTE CABINA - CAB DOORS (H0101A - H0101B)

Agricube PRO

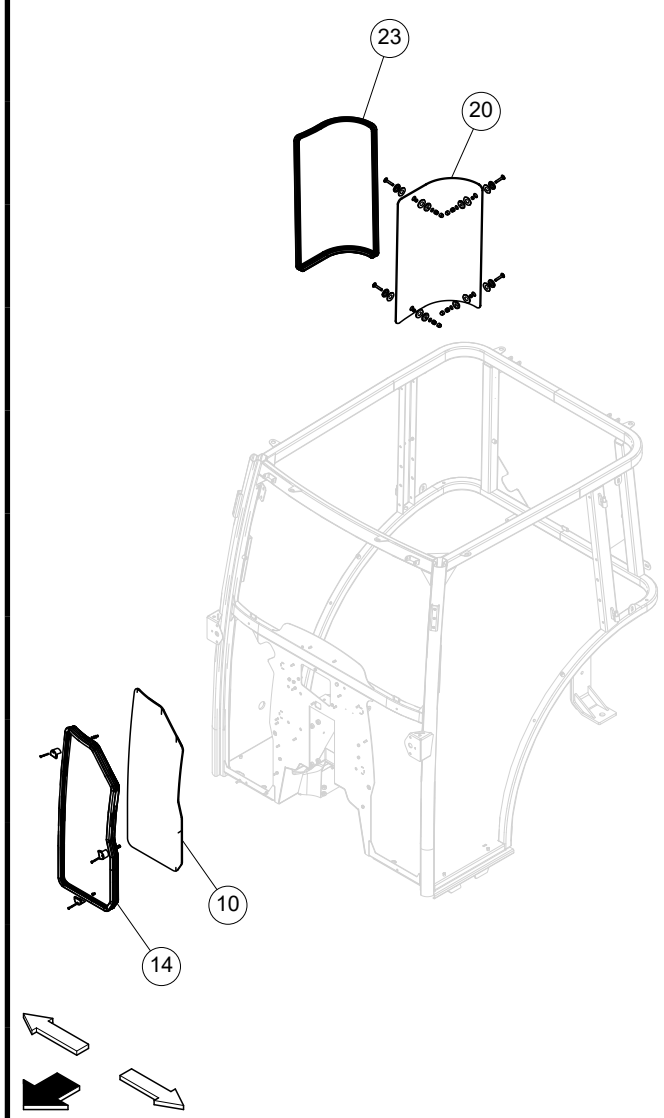

Cabina / Cab	V			VL			F			FL			FB			VLB			Op. prec. / Prev. op.	Codice / Code		Descrizione / Description
Piattaforma / Open station	55 kW	67 kW	75 kW	55 kW	67 kW	75 kW	55 kW	67 kW	75 kW	55 kW	67 kW	75 kW	55 kW	67 kW	75 kW	55 kW	67 kW	75 kW				
	●	●	●	●	●	●	●	●	●	●	●	●								110-35 100 10A	0,20	Cristallo ant. basso D. o S. cabina - Sost. *Cab low front window, RH or LH - Rep.*
	●	●	●	●	●	●	●	●	●	●	●	●							110-35 100 10A	110-35 100 14B	0,15	Guarnizione cristallo ant. basso D. o S. cabina - Sost. a cristallo ant. staccato *Cab low front window weatherstrip, RH or LH - Rep. w/front window, removed*
	●	●	●	●	●	●	●	●	●	●	●	●								110-35 100 20A	0,30	Cristallo laterale post. D. o S. cabina - Sost. *Cab rear side window glass, RH or LH - Rep.*
	●	●	●	●	●	●	●	●	●	●	●	●							110-35 100 20A	110-35 100 23B	0,30	Guarnizioni cristalli laterali D. o S. cabina - Sost. a cristallo laterale staccato *Cab rear side window weatherstrip, RH or LH - Rep. w/side window glass removed*

110-35 100 - FINESTRE CABINA - CAB WINDOWS (H0103A - H0103B - H0105A - H0105B)

Agricube PRO

Cabina / Cab	V			VL			F			FL			FB			VLB			Op. prec. / Prev. op.	Codice / Code		Descrizione / Description
Piattaforma / Open station	55 kW	67 kW	75 kW	55 kW	67 kW	75 kW	55 kW	67 kW	75 kW	55 kW	67 kW	75 kW	55 kW	67 kW	75 kW	55 kW	67 kW	75 kW				
	●	●	●	●	●	●	●	●	●	●	●	●								110-40 100 10A	0,20	Cerniera cristallo post. (una) - Sost. *Backlight hinge (one) - Rep.*
	●	●	●	●	●	●	●	●	●	●	●	●								110-40 100 16A	0,20	Dispositivo chiusura cristallo post. - Sost. *Backlight catch - Rep.*
	●	●	●	●	●	●	●	●	●	●	●	●								110-40 100 20A	0,10	Puntello telescopico sollevamento cristallo (uno) - Sost. *Backlight telescoping prop (one) - Rep.*
	●	●	●	●	●	●	●	●	●	●	●	●								110-40 100 26A	0,30	Guarnizione cristallo post. cabina - Sost. *Backlight weatherstrip - Rep.*
	●	●	●	●	●	●	●	●	●	●	●	●								110-40 100 30A	0,70	Cristallo post. cabina - Sost. *Backlight glass - Rep.*
	●	●	●	●	●	●	●	●	●	●	●	●								110-40 100 32A	0,20	Mancorrente - S.R. *Handrail - R./l.*

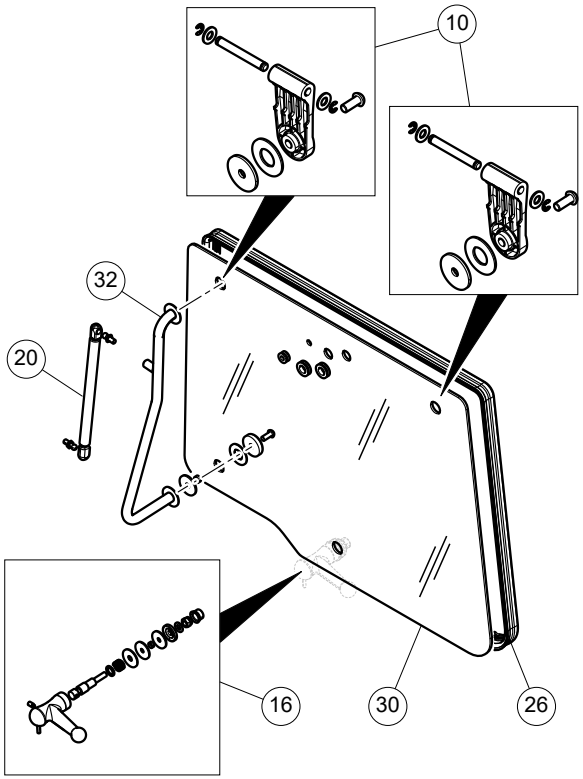

110-40 100 - VETRO POSTERIORE CABINA - CAB REAR WINDOW GLASS (H0104A - H0104B)

Agricube PRO

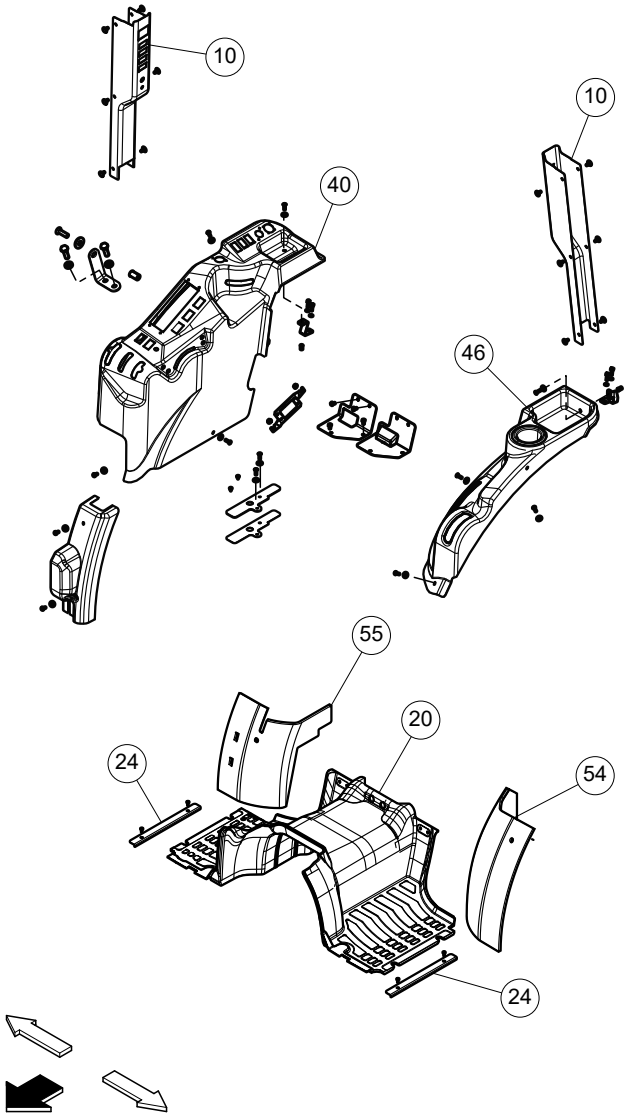

Cabina / Cab	V			VL			F			FL			FB			VLB			Op. prec. / Prev. op.	Codice / Code		Descrizione / Description
Piattaforma / Open station	55 kW	67 kW	75 kW	55 kW	67 kW	75 kW	55 kW	67 kW	75 kW	55 kW	67 kW	75 kW	55 kW	67 kW	75 kW	55 kW	67 kW	75 kW				
	●	●	●	●	●	●	●	●	●	●	●	●								110-50 100 10A	0,40	Riparo montante post. D. o S. post. cabina - S.R. *Cab rear stud guard RH or LH - R./l.*
	●	●	●	●	●	●	●	●	●	●	●	●							110-50 100 24A	110-50 100 20B	0,40	Tappeto pavimento - Sost. *Floor carpet - Rep.*
	●	●	●	●	●	●	●	●	●	●	●	●								110-50 100 24A	0,15	Batticalcagno D. o S. - Sost. *Kick plate, RH or LH - Rep*
	●	●	●	●	●	●	●	●	●	●	●	●								110-50 100 40A	1,50	Protezione leve comandi idraulici - Sost. *Hydraulic control lever guard- Rep.*
	●	●	●	●	●	●	●	●	●	●	●	●								110-50 100 46A	0,40	Contenitore su parete sinistra - Sost. *Container, LH wall - Rep.*
	●	●	●	●	●	●	●	●	●	●	●	●								110-50 100 54A	1,00	*Imbottitura fissa su parete sinistra - Sost.* *Fixed padding panel of LH sidewall - Rep.*
	●	●	●	●	●	●	●	●	●	●	●	●								110-50 100 55A	0,50	Imbottitura fissa su parete destra - Sost. *Fixed padding panel of RH sidewall - Rep.*

110-50 100 - RIVESTIMENTI INTERNI CABINA - CAB INTERIOR TRIM (H0109A - H0109B - H0109C - H0109D - H0109E - H0109F - H0109G - H0109H - H0109I - H0120A - H0120B - H0120C)

Agricube PRO

Cabina / Cab	V			VL			F			FL			FB			VLB			Op. prec. / Prev. op.	Codice / Code		Descrizione / Description
Piattaforma / Open station	55 kW	67 kW	75 kW	55 kW	67 kW	75 kW	55 kW	67 kW	75 kW	55 kW	67 kW	75 kW	55 kW	67 kW	75 kW	55 kW	67 kW	75 kW				
	●	●	●	●	●	●	●	●	●	●	●	●								110-55 100 10A	2,30	Diffusori aria (uno) - Sost. *Air vents (one) - Rep.*
	●	●	●	●	●	●	●	●	●	●	●	●								110-55 100 20A	1,30	Griglia aria cabina (una) - Sost. *Cab air grill (one) - Rep.*
	●	●	●	●	●	●	●	●	●	●	●	●								110-55 100 35A	1,90	Cavo aria condizionata - Sost. *Air conditioning wiring harness - Rep.*
	●	●	●	●	●	●	●	●	●	●	●	●								110-55 100 55A	1,30	Supporto manopole di comando - Sost. *Control knob support - Rep.*

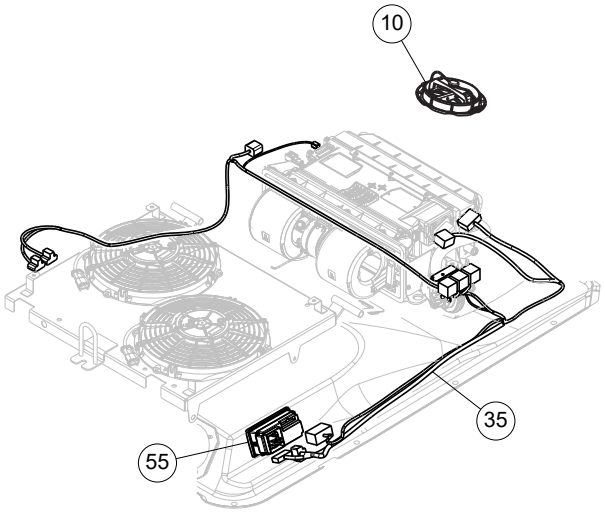

110-55 100 - ARIA CONDIZIONATA E RISCALDAMENTO - AIR CONDITIONING AND HEATING (H0155A - H0155B - H0208A)

Agricube PRO

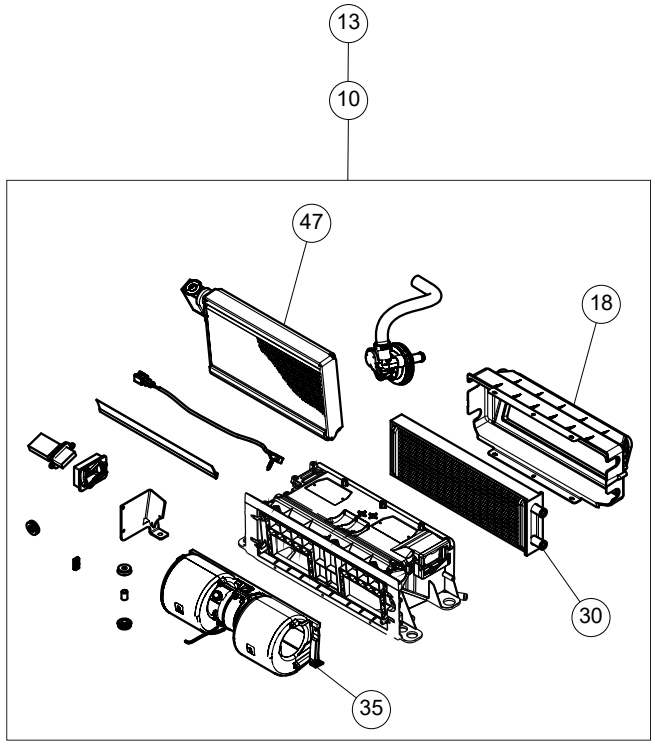

Cabina Cab / Piattaforma Open station	V			VL			F			FL			FB			VLB			Op. prec. / Prev. op.	Codice / Code		Descrizione / Description
	55 kW	67 kW	75 kW	55 kW	67 kW	75 kW	55 kW	67 kW	75 kW	55 kW	67 kW	75 kW	55 kW	67 kW	75 kW	55 kW	67 kW	75 kW				
	●	●	●	●	●	●	●	●	●	●	●	●								110-60 100 10A	2,00	Gruppo riscaldatore aria cabina - S.R. *Cab air heater unit - R./I.*
	●	●	●	●	●	●	●	●	●	●	●	●							110-60 100 10A	110-60 100 13C	0,50	Gruppo riscaldatore cabina, staccato - Rev. *Cab air heater unit, removed - Ov.*
	●	●	●	●	●	●	●	●	●	●	●	●							110-60 100 10A	110-60 100 18B	0,10	Contenitore gruppo riscaldatore - Sost. *Housing, air heater unit - Rep.*
	●	●	●	●	●	●	●	●	●	●	●	●							110-60 100 10A	110-60 100 30B	0,10	Radiatore riscaldatore cabina - Sost. *Cab heater radiator - Rep.*
	●	●	●	●	●	●	●	●	●	●	●	●							110-60 100 10A	110-60 100 35B	0,15	Elettroventilatore - S.R. a gruppo riscaldatore staccato *Electric fan - R./I. w/heater unit removed*
	●	●	●	●	●	●	●	●	●	●	●	●							110-60 100 10A	110-60 100 47B	0,15	Evaporatore cond. - Sost. *A/C evaporator - Rep.*

110-60 100 - ARIA CONDIZIONATA E RISCALDAMENTO - AIR CONDITIONING AND HEATING (H0206A)

Agricube PRO

Cabina Cab / Piattaforma Open station	V 55 kW	V 67 kW	V 75 kW	VL 55 kW	VL 67 kW	VL 75 kW	F 55 kW	F 67 kW	F 75 kW	FL 55 kW	FL 67 kW	FL 75 kW	FB 55 kW	FB 67 kW	FB 75 kW	VLB 55 kW	VLB 67 kW	VLB 75 kW	Op. prec. / Prev. op.	Codice / Code		Descrizione / Description
	●	●	●	●	●	●	●	●	●	●	●	●								110-65 100 11A	0,20	Cinghia comando compressore - Regolazione tensione *Compressor drive belt - Adjust tension*
	●	●	●	●	●	●	●	●	●	●	●	●								110-65 100 13A	0,80	Cinghia comando compressore - Sost. *Compressor drive belt - Rep.*
	●	●	●	●	●	●	●	●	●	●	●	●								110-65 100 18A	0,80	Compressore del condizionatore - S.R. *A/C compressor - R./I.*
	●	●	●	●	●	●	●	●	●	●	●	●								110-65 100 25A	0,25	Tubi rigidi del compressore - Sost. *Compressor pipes - Rep.*
	●	●	●	●	●	●	●	●	●	●	●	●								110-65 100 34A	3,50	Tubo da condensatore a compressore - Sost. *Hose from condenser to A/C compressor - Rep.*

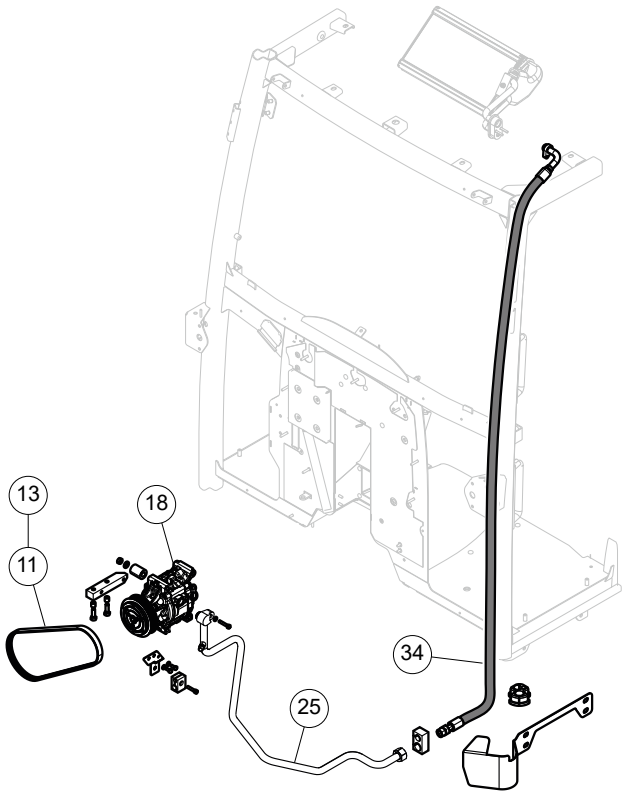

110-65 100 - ARIA CONDIZIONATA E RISCALDAMENTO - AIR CONDITIONED AND HEATING (H0210A - H0210B - H0214A - H0216A)

Agricube PRO

Cabina / Cab	V			VL			F			FL			FB			VLB			Op. prec. / Prev. op.	Codice / Code		Descrizione / Description
Piattaforma / Open station	55 kW	67 kW	75 kW	55 kW	67 kW	75 kW	55 kW	67 kW	75 kW	55 kW	67 kW	75 kW	55 kW	67 kW	75 kW	55 kW	67 kW	75 kW				
	●	●	●	●	●	●	●	●	●	●	●	●								110-95 100 10A	0,20	Griglia aria cabina (una) - Sost. *Cab air grill (one) - Rep.*
	●	●	●	●	●	●	●	●	●	●	●	●								110-95 100 14A	0,15	Filtri aria cabina - Sost. *Cab air filters - Rep.*

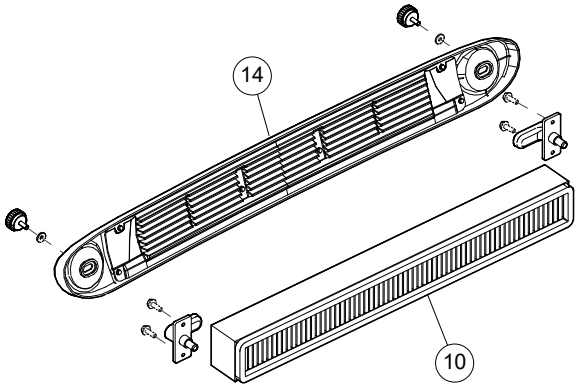

110-95 100 - FILTRO ARIA - AIR FILTER (H0170A)

Agricube PRO

Cabina / Cab	V			VL			F			FL			FB			VLB			Op. prec. / Prev. op.	Codice / Code		Descrizione / Description
Piattaforma / Open station	55 kW	67 kW	75 kW	55 kW	67 kW	75 kW	55 kW	67 kW	75 kW	55 kW	67 kW	75 kW	55 kW	67 kW	75 kW	55 kW	67 kW	75 kW				
	●	●	●	●	●	●	●	●	●	●	●	●								110-100 100 30A	0,20	Spatola tergicristallo - Sost. *Windscreen wiper arm blade - Rep.*
	●	●	●	●	●	●	●	●	●	●	●	●								110-100 100 34A	0,80	Motorino tergicristallo - Sost. *Windscreen wiper motor - Rep.*

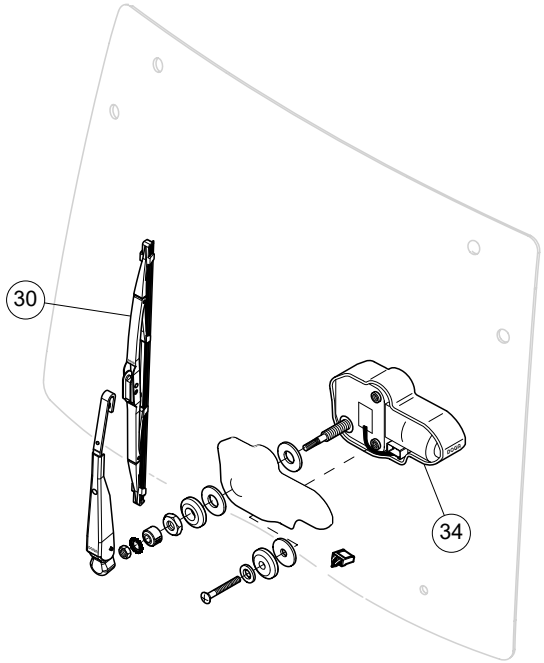

110-100 100 - TERGICRISTALLO ANTERIORE - FRONT WINDSCREEN WIPER (F0109A)

Agricube PRO

Cabina / Cab	V			VL			F			FL			FB			VLB			Op. prec. / Prev. op.	Codice / Code		Descrizione / Description
Piattaforma / Open station	55 kW	67 kW	75 kW	55 kW	67 kW	75 kW	55 kW	67 kW	75 kW	55 kW	67 kW	75 kW	55 kW	67 kW	75 kW	55 kW	67 kW	75 kW				
	●	●	●	●	●	●	●	●	●	●	●	●								110-105 100 14A	0,20	Tubo flessibile acqua lavacristallo - Sost. *Windscreen washer water hose - Rep.*
	●	●	●	●	●	●	●	●	●	●	●	●								110-105 100 28A	0,30	Serbatoio acqua lavacristallo - Sost. *Windscreen washer water reservoir - Rep.*
	●	●	●	●	●	●	●	●	●	●	●	●								110-105 100 30A	0,20	Spatola tergilunotto - Sost. *Rear window wiper arm blade - Rep.*
	●	●	●	●	●	●	●	●	●	●	●	●								110-105 100 34A	0,50	Motorino tergilunotto - S.R. *Rear window wiper motor - R./I.*
	●	●	●	●	●	●	●	●	●	●	●	●								110-105 100 40A	0,10	Protezione serbatoio acqua lavacristallo - S.R. *Windscreen washer water reservoir protection - R./I.*

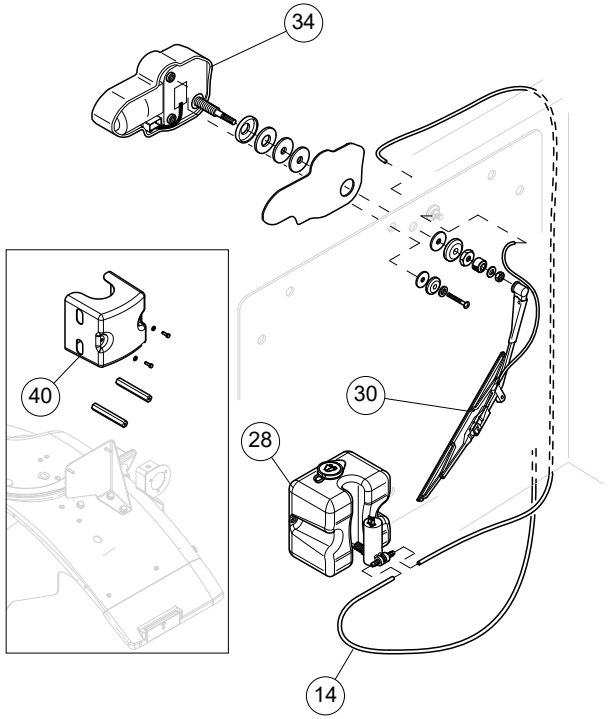

110-105 100 - TERGICRISTALLO POSTERIORE - REAR WINDSCREEN WIPER (F0110A - F0110B)

Agricube PRO

	Cabina Cab	Piattaforma Open station	V 55 kW	V 67 kW	V 75 kW	VL 55 kW	VL 67 kW	VL 75 kW	F 55 kW	F 67 kW	F 75 kW	FL 55 kW	FL 67 kW	FL 75 kW	FB 55 kW	FB 67 kW	FB 75 kW	VLB 55 kW	VLB 67 kW	VLB 75 kW	Op. prec. / Prev. op.	Codice / Code		Descrizione / Description
	•	•	•	•	•	•	•	•	•	•	•	•	•	•	•	•	•	•	•	•		110-115 100 10A	0,15	Specchietto retrovisore (uno) - Sost. *Rear-view mirror (one) - Rep.*
	•	•	•	•	•	•	•	•	•	•	•	•	•	•	•	•	•	•	•	•		110-115 100 20A	0,25	Supporto specchietto retrovisore (uno) - Sost. *Rear-view mirror support (one) - Rep.*

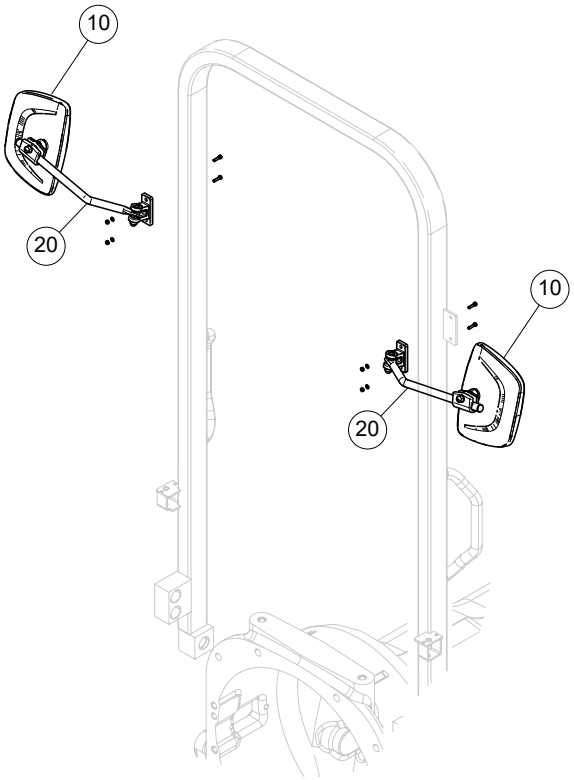

110-115 100 - SPECCHIETTO RETROVISORE - REAR-VIEW MIRROR (G0502A - G0502B)

Agricube PRO

Cabina Cab	•	V			VL			F			FL			FB			VLB			Op. prec. / Prev. op.	Codice / Code		Descrizione / Description
Piattaforma Open station		55 kW	67 kW	75 kW	55 kW	67 kW	75 kW	55 kW	67 kW	75 kW	55 kW	67 kW	75 kW	55 kW	67 kW	75 kW	55 kW	67 kW	75 kW				
		•	•	•	•	•	•	•	•	•	•	•	•								110-120 100 10A	0,15	Specchio retrovisore - Sost. *Rear-view mirror - Rep.*

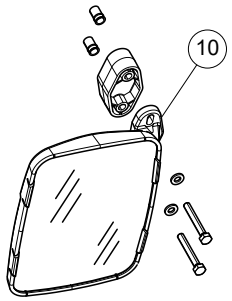

110-120 100 - SPECCHIETTO RETROVISORE INTERNO - INNER REAR-VIEW MIRROR (G0503A - G0503B)

Agricube PRO

Cabina / Cab	V			VL			F			FL			FB			VLB			Op. prec. / Prev. op.	Codice / Code		Descrizione / Description
Piattaforma / Open station	55 kW	67 kW	75 kW	55 kW	67 kW	75 kW	55 kW	67 kW	75 kW	55 kW	67 kW	75 kW	55 kW	67 kW	75 kW	55 kW	67 kW	75 kW				
•	•	•	•	•	•	•	•	•	•	•	•	•								110-125 100 10A	0,20	Tendina parasole ant. - Sost. *Front sun curtain - Rep.*

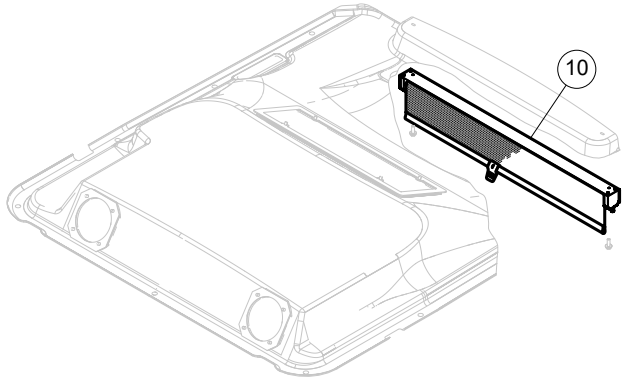

110-125 100 - TENDINA PARASOLE - SUN CURTAIN (H0160A)

Agricube PRO

Cabina Cab	•	V			VL			F			FL			FB			VLB		
Piattaforma Open station	•	55 kW	67 kW	75 kW	55 kW	67 kW	75 kW	55 kW	67 kW	75 kW	55 kW	67 kW	75 kW	55 kW	67 kW	75 kW	55 kW	67 kW	75 kW
		•	•	•	•	•	•	•	•	•	•	•	•	•	•	•	•	•	•
		•	•	•	•	•	•	•	•	•	•	•	•	•	•	•	•	•	•
		•	•	•	•	•	•	•	•	•	•	•	•	•	•	•	•	•	•

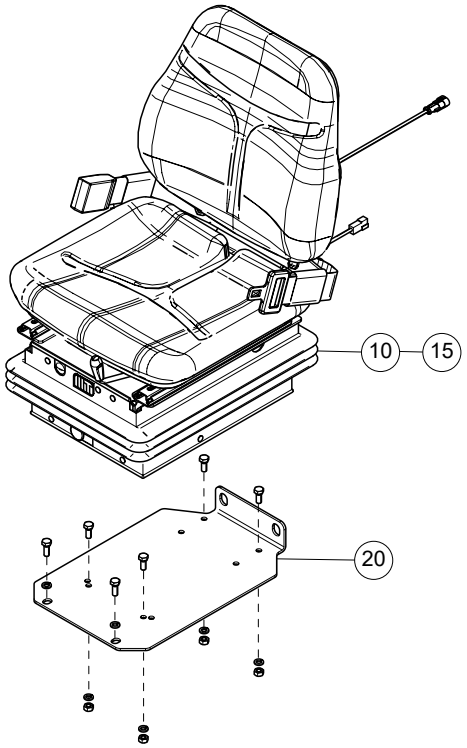

Op. prec. / Prev. op.	Codice / Code		Descrizione / Description
	110-135 100 10A	0,30	Sedile conduttore a regolazione meccanica - S.R. *Mechanically-adjusted operator's seat - R./l.*
	110-135 100 15A	0,35	Sedile conduttore a regolazione pneumatica - S.R. *Pneumatic-adjusted operator's seat - R./l.*
110-135 100 10A 110-135 100 15A	110-135 100 20B	0,15	Supporto sedile - Sost. a sedile conduttore staccato *Seat mounting plate - Rep. w/operator's seat removed*

110-135 100 - SEDILE - SEAT (G0600A - G0600B - G0600C - G0600F)

Agricube PRO

Cabina / Cab	V			VL			F			FL			FB			VLB			Op. prec. / Prev. op.	Codice / Code		Descrizione / Description
Piattaforma / Open station	55 kW	67 kW	75 kW	55 kW	67 kW	75 kW	55 kW	67 kW	75 kW	55 kW	67 kW	75 kW	55 kW	67 kW	75 kW	55 kW	67 kW	75 kW				
	●	●	●	●	●	●	●	●	●	●	●	●	●	●	●	●	●	●		110-140 100 10A	0,25	Cintura di sicurezza - S.R. *Seat belt - R./l.*
	●	●	●	●	●	●	●	●	●	●	●	●	●	●	●	●	●	●	110-135 100 10A 110-135 100 15A	110-140 100 20B	0,30	Cuscino sedile conduttore - S.R. a sedile staccato *Operator's seat cushion - R./l. w/seat removed*
	●	●	●	●	●	●	●	●	●	●	●	●	●	●	●	●	●	●	110-135 100 10A 110-135 100 15A	110-140 100 25C	0,70	Sistema di regolazione pneumatico, staccato - Rev. *Pneumatic adjustment system, removed - Ov.*

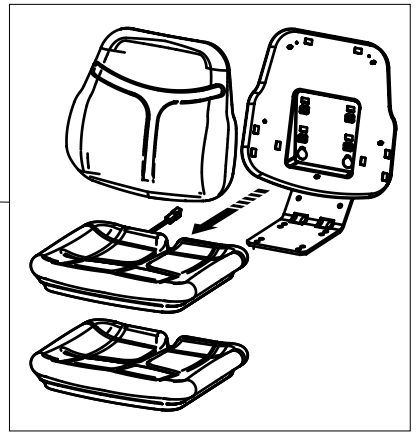

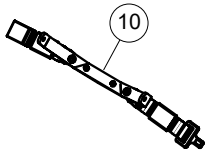

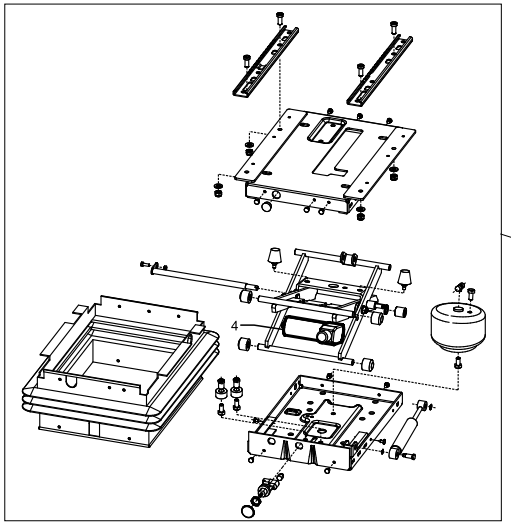

110-140 100 - SEDILE - SEAT (G610A - G620A - G620B - G630A)

Agricube PRO

Cabina Cab		V			VL			F			FL			FB			VLB			Op. prec. / Prev. op.	Codice / Code		Descrizione / Description
Piattaforma Open station	•	55 kW	67 kW	75 kW	55 kW	67 kW	75 kW	55 kW	67 kW	75 kW	55 kW	67 kW	75 kW	55 kW	67 kW	75 kW	55 kW	67 kW	75 kW				
								•	•	•	•	•	•	•	•	•	•	•	•		115-05 100 10A	4,90	Piattaforma - Sost. *Platform - Rep.*
								•	•	•	•	•	•	•	•	•	•	•	•		115-05 100 12A	0,50	Elementi anteriori di fissaggio piattaforma - Sost. *Platform front mounting elements - Rep.*
								•	•	•	•	•	•	•	•	•	•	•	•		115-05 100 14A	0,30	Elementi posteriori di fissaggio piattaforma - Sost. *Platform rear mounting elements - Rep.*
								•	•	•	•	•	•	•	•	•	•	•	•		115-05 100 18A	0,50	Supporto posteriore fissaggio piattaforma - Sost. *Platform rear support - Rep.*
								•	•	•	•	•	•	•	•	•	•	•	•		115-05 100 20A	0,40	Coperchio batteria- S.R. *Battery cover - R./l.*
								•	•	•	•	•	•	•	•	•	•	•	•		115-05 100 30A	0,10	*Scaletta - Sost.* *Step ladder - Rep.*
								•	•	•	•	•	•	•	•	•	•	•	•		115-05 100 40A	0,30	*Supporto D. o S. protezione anteriore - Sost.* *Front guard support, RH or LH - Rep.*
								•	•	•	•	•	•	•	•	•	•	•	•		115-05 100 42A	0,40	Protezione anteriore D. o S. - Sost. *Front guard, RH or LH - Rep.*

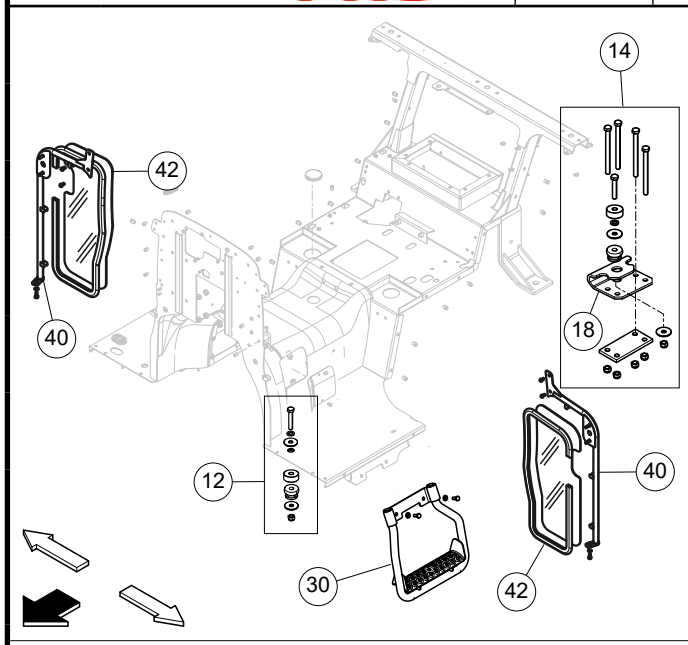

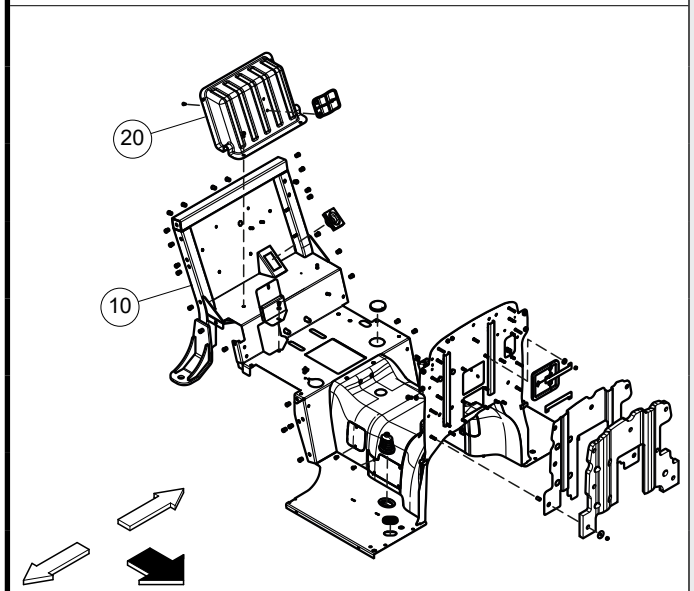

115-05 100 - PIATTAFORMA - PLATFORM (G0200A - G0200B - G0204A - G0204B - G0204C - G0204D - G0204E - G0207A - G0207B)

Agricube PRO

Cabina Cab	V			VL			F			FL			FB			VLB			Op. prec. / Prev. op.	Codice / Code		Descrizione / Description
Piattaforma Open station ●	55 kW	67 kW	75 kW	55 kW	67 kW	75 kW	55 kW	67 kW	75 kW	55 kW	67 kW	75 kW	55 kW	67 kW	75 kW	55 kW	67 kW	75 kW				
							●	●	●	●	●	●	●	●	●	●	●	●		115-15 100 10A	1,20	Riparo su parafango destro - S.R. *Fender guard, RH - R./l.*
							●	●	●	●	●	●	●	●	●	●	●	●		115-15 100 20A	0,30	Riparo su parafango sinistro - S.R. *Fender guard, LH - R./l.*

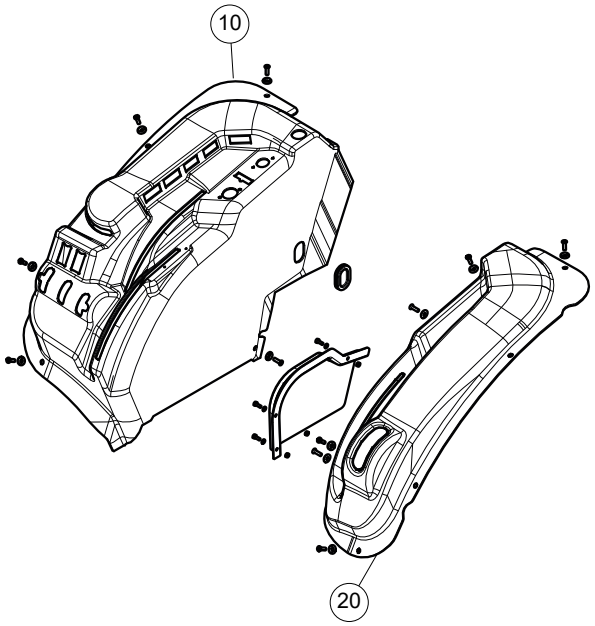

115-15 100 - PROTEZIONI PIATTAFORMA - OPEN STATION PROTECTIONS (G0206A - H0109A - H0109B)

Agricube PRO

Cabina Cab / Piattaforma Open station	V			VL			F			FL			FB			VLB			Op. prec. / Prev. op.	Codice / Code		Descrizione / Description
	55 kW	67 kW	75 kW	55 kW	67 kW	75 kW	55 kW	67 kW	75 kW	55 kW	67 kW	75 kW	55 kW	67 kW	75 kW	55 kW	67 kW	75 kW				
	●	●	●	●	●	●	●	●	●	●	●	●	●	●	●	●	●	●		115-20 100 10A	0,40	Arco anteriore abbattibile - S.R. *Front tilting arc - R./l.*
							●	●	●	●	●	●	●	●	●	●	●	●		115-20 100 14A	0,10	Molla a gas - Sost. *Gas spring - Rep.*
							●	●	●	●	●	●	●	●	●	●	●	●	115-20 100 10A	115-20 100 16B	0,25	Supporto D. o S. - S.R. ad arco anteriore abbattibile staccato *Support, RH or LH - R./l. w/front tilting arc removed*

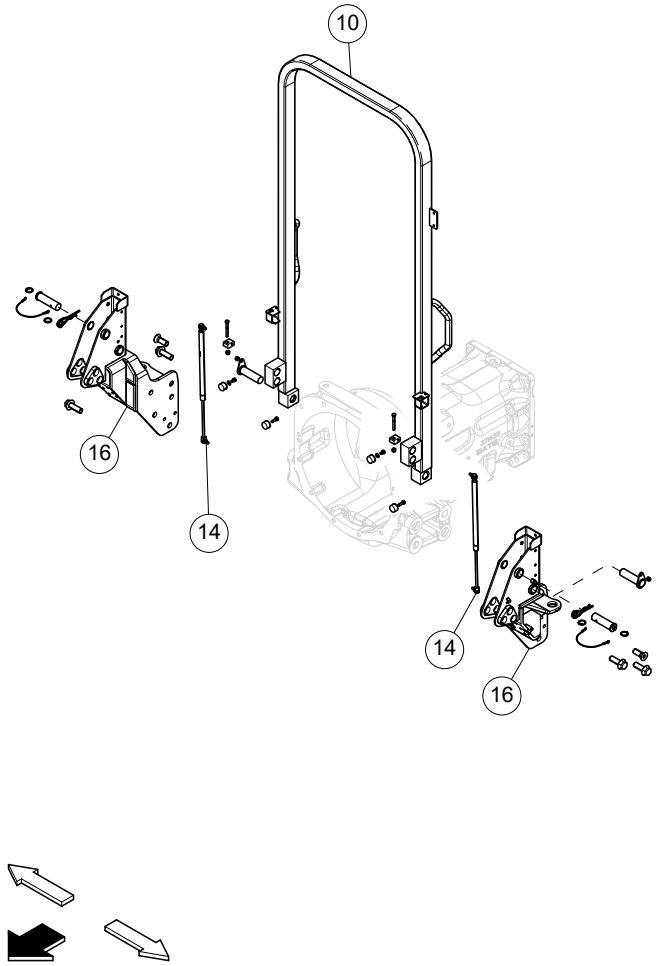

115-20 100 - ARCO ANTERIORE ABBATTIBILE - FRONT TILTING ARC (G0203A)

Agricube PRO

Cabina / Cab	V			VL			F			FL			FB			VLB			Op. prec. / Prev. op.	Codice / Code		Descrizione / Description
Piattaforma / Open station	55 kW	67 kW	75 kW	55 kW	67 kW	75 kW	55 kW	67 kW	75 kW	55 kW	67 kW	75 kW	55 kW	67 kW	75 kW	55 kW	67 kW	75 kW				
	●	●	●	●	●	●	●	●	●	●	●	●	●	●	●	●	●	●		120-05 100 06A	0,30	Orientamento fascio luminoso dei proiettori *Headlamp beam aiming alignment*
	●	●	●	●	●	●	●	●	●	●	●	●	●	●	●	●	●	●		120-05 100 13A	0,40	Fanale ant. D. o S. - S.R. per ev. sost. *RH or LH front light - R./l. for possible rep.*
	●	●	●	●	●	●	●	●	●	●	●	●	●	●	●	●	●	●		120-05 100 26A	0,30	Fanale post. D. o S. - S.R. per ev. sost. *Tail lamp, RH or LH - R./l. for possible rep.*
	●	●	●	●	●	●	●	●	●	●	●	●	●	●	●	●	●	●		120-05 100 30A	0,30	Proiettore D. o S. - S.R. per ev. sost. *Headlamp, RH or LH - R./l. for possible rep.*

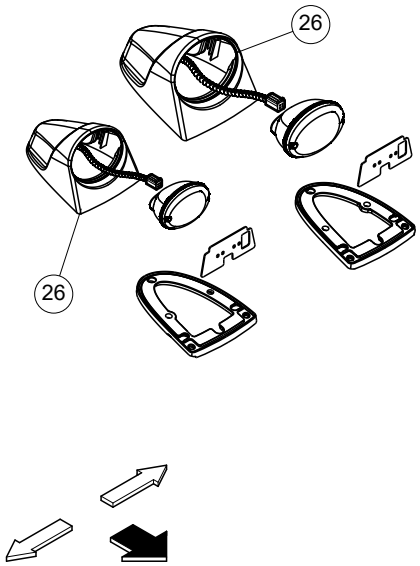

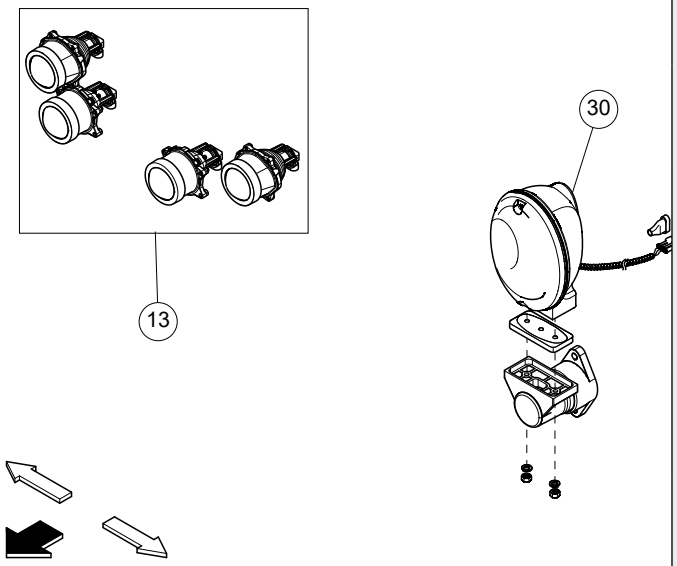

120-05 100 - ILLUMINAZIONE - LIGHTING (E0600A - E0601A - E0601B - E0601C - E0602A - E0602B - E0603A - E0608A)

Agricube PRO

Cabina / Cab	V			VL			F			FL			FB			VLB			Op. prec. / Prev. op.	Codice / Code		Descrizione / Description
Piattaforma / Open station	55 kW	67 kW	75 kW	55 kW	67 kW	75 kW	55 kW	67 kW	75 kW	55 kW	67 kW	75 kW	55 kW	67 kW	75 kW	55 kW	67 kW	75 kW				
•	•	•	•	•	•	•	•	•	•	•	•	•								120-30 100 13A	0,30	Proiettore ausiliario cabina (uno) - S.R. per ev. sost. *Cab work light bulb (one) - R./l. for possible Rep.*

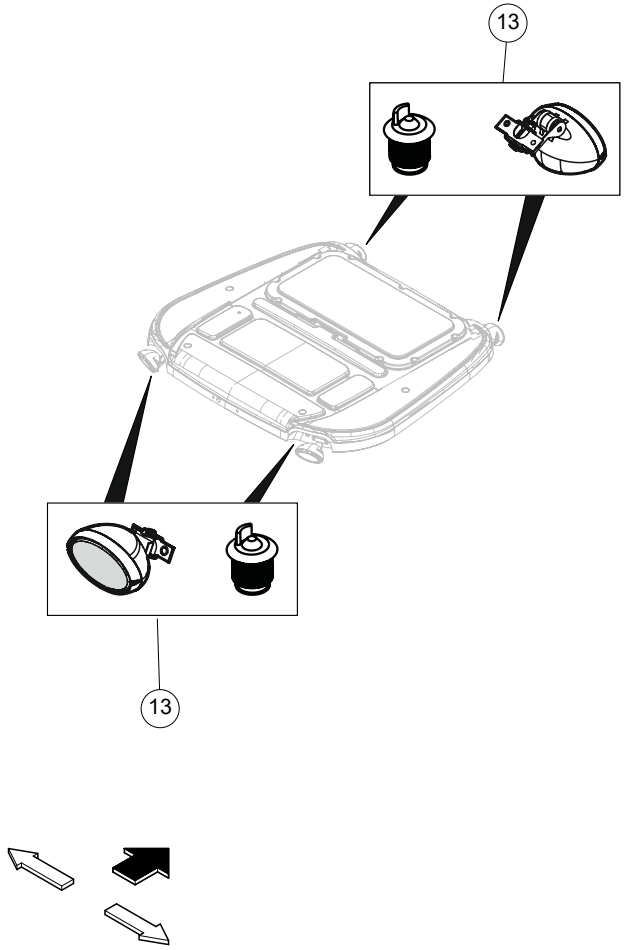

120-30 100 - FARI DI LAVORO - WORKING LIGHT (E0605B - E0608A - E0613A)

Agricube PRO

Cabina Cab	•	V			VL			F			FL			FB			VLB		
Piattaforma Open station	•	55 kW	67 kW	75 kW	55 kW	67 kW	75 kW	55 kW	67 kW	75 kW	55 kW	67 kW	75 kW	55 kW	67 kW	75 kW	55 kW	67 kW	75 kW
		•	•	•	•	•	•	•	•	•	•	•	•	•	•	•	•	•	•
		•	•	•	•	•	•	•	•	•	•	•	•	•	•	•	•	•	•

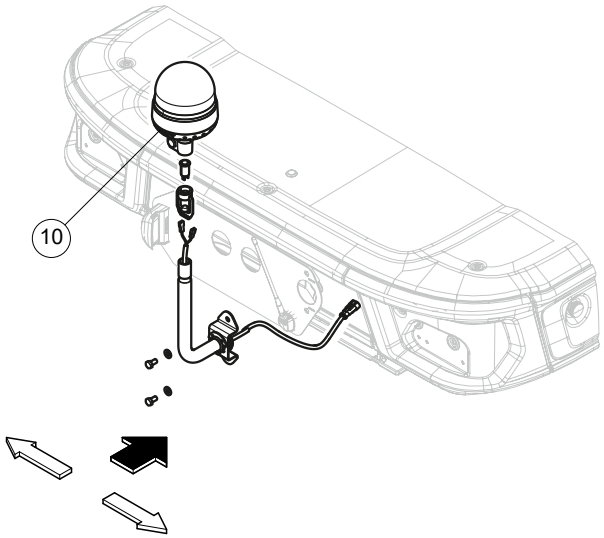

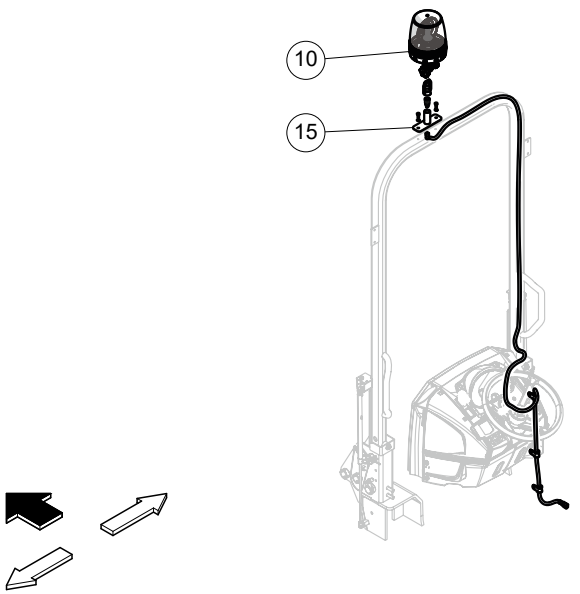

Op. prec. / Prev. op.	Codice / Code		Descrizione / Description
	120-50 100 10A	0,15	Girofaro - S.R. per ev. sost. *Beacon - R./I. for possible rep.*
120-50 100 10A	120-50 100 15B	0,15	Supporto girofaro - S.R. a girofaro staccato *Beacon support - R./I. w/beacon removed*

120-50 100 - LAMPEGGIATORE - ROTATING LIGHT (E0609A - E0611A)

Agricube PRO

		V			VL			F			FL			FB			VLB			Op. prec. / Prev. op.	Codice / Code		Descrizione / Description
Cabina / Cab	●																						
Piattaforma / Open station	●	55 kW	67 kW	75 kW	55 kW	67 kW	75 kW	55 kW	67 kW	75 kW	55 kW	67 kW	75 kW	55 kW	67 kW	75 kW	55 kW	67 kW	75 kW				
		●	●	●	●	●	●	●	●	●	●	●	●	●	●	●	●	●	●		130-45 100 18A	0,10	Cuneo d'arresto (uno) - Sost. *Wheel chock (one) - Rep.*

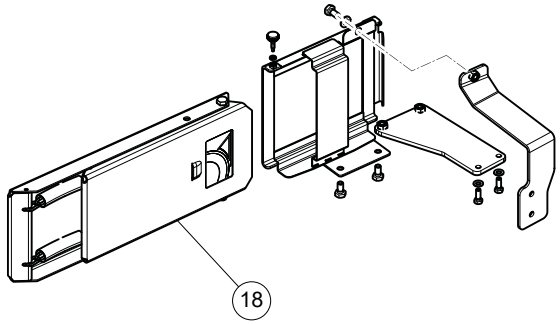

130-45 100 - CUNEO D'ARRESTO - WHEEL CHOCK (G0509A)